

**LEGEND:** Issue / Page / Year

**Example:** 1/13/02 is issue #1, page 13, in 2002

Articles are available in **BACK ISSUES** (see website) or **archived on CD-ROM** (see back page)

**TO ORDER:** [www.diy-boat.com](http://www.diy-boat.com) • Phone Toll-free: 1-888-658-BOAT (2628)

## ADHESIVES

3M Marine DP-8005	4/48/00
Adhesives, Selecting	2/11/97
Engine Sealants, Thread Lockers and Adhesives	2/30/01
Epoxy Techniques: Bonding, Coating, Filletting	4/28/98
Laminating Techniques	4/31/96
Resin Repair Substitutes	3/42/00
Sealant Usage Chart	2/40/95
StarBoard, Gluing	4/46/00

## ANCHORING

Anchor Mounts	4/54/01
Anchor Roller, Make an	1/39/97
Anchoring Signals	2/15/95
Anchoring Techniques	1/10/97
Anchors and Anchoring Communications, Anchoring and Docking	1/56/05
Crew Communications	1/56/05
Docking Tackle	4/56/02
Snubbing Bridle	1/39/97
Splice, Rope-to-chain	1/07/05
Windlass Selection & Installation	1/40/03

## BOATBUILDING

Boatshed, Build a Mini	3/44/96
Bulkhead Repair	4/45/04
DecoLite, Building with	4/36/98
Dinghy, Building the Eight Ball	4/43/02
Epoxy Resin: Bonding, Coating, Filletting	4/28/98
Drilling Holes	2/10/00
Drilling Stainless	1/10/01
Foam Flotation	3/10/99
Hauling, Launching, BLocking, Cradling	3/43/01
Hull & Structural Problems, Causes of	1/55/04
Making Things Fit	4/22/96
Metal Selection	3/12/01
Moisture Meters, Selection & Use	2/45/02
Pattern Making	4/10/01
Pattern Sticks	1/12/04
Plywood Floor Repair	1/10/00
Plywood Joining	4/08/99
Potting Technique	3/49/00
Rail Replacement, Wooden	3/11/00
Removing Coatings	2/39/00
Restoration Costs, Estimating	4/08/97
Sealant Usage Chart	2/40/95
Sheathing A Runabout Hull	1/34/00
Stainless Steel Fasteners, How to select	1/08/05
StarBoard Bonding Techniques	4/32/98
StarBoard, Bending	4/47/99
StarBoard, Building Tips	4/42/99
StarBoard: Cutting, Drilling, Gluing	4/23/96
StarBoard: Gluing	4/46/00

Stringers: How to Repair	4/18/04
Thru-hulls, Proper Installation of	3/48/00
Tools for Repairs	1/37/97
Vacuum Bagging Basics	2/40/06
Wood-Epoxy Strip Building	3/07/97
Wood Selection	1/07/98

## CANVAS (see also Projects)

Bimini, Make a	3/07/98
Boat Covers, Selection & Maintenance	3/08/96
Boat Covers & Cushions: Selection	4/10/98
Canopy, Build a Custom	3/40/03
Canvas Anchors	4/64/00
Cushions, Make Your Own Pt. 1	1/42/06
Cushions, Make Your Own Pt. 2	2/46/06
Cargo Net	4/46/98
Cushions, Interior	4/42/95
Dodger Grab Rail	4/54/06
Fender Hooks	4/45/98
Fender Cover, Sew a	4/40/05
Hatch Boards	1/48/98
Hatch Cover	4/49/00
Headsail	4/32/01
Outboard Engine Cover, Sew a	1/56/07
Rail Protectors	3/55/06
Shrinkwrap Covers, How to	3/31/03
Tarp Repair	3/17/99
Toothbrush Holder	1/37/98
Turnbuckle Boots	4/49/98
Ventilation for Covers	3/19/99
Webbing, Selection	4/48/07
Welcome Mats, Sew	3/40/07
Winch Cover, Sew a	2/53/07
Window Shades	4/44/98

## DESIGN

Best Used Boats	2/42/05
Blueprinting Hull Bottoms	2/72/06
Choosing a Boat to Renovate	2/36/07
Deadrise: Determining a Boat's Ride	1/64/05
Displacement & Poundage	4/64/03
Displacement, How it Affects Performance	4/64/03
Engine Room Ventilation	4/64/06
Hull Identification: Crack the HIN code	2/07/05
Marine Seal of Good Boats	3/08/04
Plastics Selection	3/14/06
Round-Bottomed Hulls	4/72/05
Safety & Equipment Check	2/64/07
Speed, Determining Maximum	3/64/05
Speed Vs. Waterline Length	1/64/07
Stability and Sailboats	3/64/06
Tanks: Formulas to Calculate the Volume	2/64/05
Trim, Is your Boat in	1/64/04
Used Boats: Selecting a Boat to Refit	2/42/05
Zen of Boat Restoration	3/64/04

## ELECTRICAL

42-Volt DC Systems	1/05/02
AC Panels	3/25/01
AC Power Systems Handbook	1/17/98
AC Troubleshooting	4/21/06
Alternator/Regulator Upgrade	4/31/05
Alternators, High-Output	2/10/98
Anchor Lights, Automatic	4/36/00
Batteries for House Loads	4/10/97
Batteries: Selection & Tips for Longer Life	4/30/03
Battery Banks: Isolating Multiple	4/26/04
Battery Cables, Easy-To-Make	3/26/03
Battery Chargers: Select & Install	3/24/03
Battery Chargers, Smart	3/19/96
Battery Charging Controls	3/12/99
Battery Combiners & Isolators	4/26/04
Battery Power Conservation	2/32/97
Battery Requirements, Calculating	3/24/95
Battery Selection & Ratings	3/10/97
Battery Selector Switch, Install a	3/26/05
Battery Storage	3/36/95
Bonding Systems, Testing	2/21/03
Calculating Electrical Loads	2/34/97
Charging Issues	1/30/04
Charging Multiple Battery Banks	4/13/01
Charging with Solar, Wind, Water	1/10/99
Charting a Balanced Power System	2/12/00
DC Electrical Grounds	3/26/06
DC Load Calculation	4/29/07
DC Panels	3/25/01
DC Power Systems, Tuning	4/12/00
DC Wiring Handbook	4/10/95
DC Wiring Upgrade & Standards	4/14/98
Diagnosing Electrical Problems	2/26/03
Diagnostic Steps	3/26/02
Electrical FAQ	3/26/04
Electrolysis: Debunking the Myths	2/07/04
Engine Electrical Systems	1/37/03
Engine Electrical Systems, Troubleshooting	3/24/07
Fuel Cells: Generating Power on Board	1/24/05
Fuses and Circuit Breakers	2/11/02
Gen-Sets	2/11/99
Ignition Protected, Is your Boat	2/21/04
Inverter Handbook	3/23/95
Inverters: Buying, Sizing, Installing	4/10/99
Lighting Upgrade, Cabin	3/14/97
Lightning Prevention	3/10/05
Lightning Protection Systems	1/38/02
Multimeter, Troubleshooting with a	1/30/00
Plug & Play Bus	4/37/00
Regulator/Alternator Upgrade	4/31/05
Renewable Chargers	1/10/99
Solar Panel Installation	1/12/01
Solar, Wind, Water Power	1/10/99
System Monitor Installation	2/14/01
System Monitors	1/08/98
Testing a 12-Volt System	1/17/95

**ELECTRICAL (con't)**

Trailer Wiring Troubleshooting	3/36/96
Troubleshooting Electrical Systems, Step-by-Step	3/42/02
Troubleshooting Meters	2/23/06
Voltage Potential Check	2/21/03
Wire Conduits	4/64/00
Wire Connectors, Selecting	3/28/07
Wire Sizes, Calculating	1/24/96
Wiring and Crimping	4/14/02
Wiring Labeling System	2/31/07
Wiring Schematics	1/12/00

**ELECTRONICS**

Alarm Systems	2/44/03
All about Transducers	2/33/05
Antennas, VHF	4/51/01
Audio Systems: Select, Design, Install	3/50/03
Autohelm SportPilot Plus	2/25/95
Autopilots for Sailboats	4/51/04
Coaxial Cable Connector, Install a	3/38/07
Coaxial Cable, Splicing	2/44/07
Communications at Sea	3/38/04
Compass Selection & Adjustment	2/34/01
Compass Servicing	2/36/01
DSC Radios	4/24/06
Depth Sounder Installation	3/20/98
Depth Sounders, Troubleshooting	4/38/07
Deviation Cards	2/40/01
Electronics Packages	1/45/01
Engine Monitor Gauge Installation	2/23/00
Equipment Selection & Installation	1/26/07
Fuel Tank Sender Troubleshooting	1/18/02
GPS: Connecting to a Computer	2/28/04
GPS: Installation & Performance	2/17/96
Installing Electronics: Tips & How-to	1/32/07
Instrument Installation	2/24/95
Licensing Communications Equipment	1/40/05
Magnetic Fields, Reducing Stray	1/48/01
Multimeter, Troubleshooting wth a	1/30/00
Navigation Equipment, Wiring	4/17/95
Noise and Interference Solutions	3/50/01
Plug and Play Networks	1/23/07
Radar and Navigating	4/38/03
Radar, Selection & Installation	3/14/00
Radar Reflectors: Do they Work?	3/34/05
Raymarine C120 Installation	1/32/07
Rechargables, Caring For	2/24/95
RFI: How to Troubleshoot	1/40/04
Service Contracts	1/31/07
Stereo Systems, Select & Install	3/50/03
Tachometers, Troubleshooting	1/48/06
Transducer Installation	1/24/95
Transducers: Selecting, Installation & Troubleshooting	2/33/05
Troubleshooting Electronics, Step-by-Step	3/42/02
TV, Install a Satellite	3/32/06
TV Installation, Closed-Circuit	4/35/00
VHF Radio Tuning	4/53/01

**ENGINES**

Alignment: Shaft to Engine	1/31/02
Antifreeze, All About	3/18/98
Atomic 4, Rebuilding	3/53/02
Atomic 4 Engine Rebuilding	4/18/97
Atomic 4 Technical Bulletins	1/32/98
Barnacle Removal from Intakes	3/16/95
Bearings: Maintain, Repair or Replace	1/18/05

Bow Thrusters Vs. Single Engines	4/46/03
Bow Thrusters Vs. Twin Engines	4/46/03
Carbon Monoxide Detectors	1/36/01
Carburetor Check-up	4/26/07
Cooling, Freshwater	1/18/01
Cooling: Freshwater Conversion	1/18/01
Cooling System Components	2/21/07
Cooling System Maintenance	2/53/06
Cooling System Modifications, Raw-Water	3/30/97
Cooling System Troubleshooting	1/35/99
Cooling Systems	1/41/00
Coupling Installation, Flexible	2/36/99
Crankcase Ventilation System	4/22/03
Cruising Tips	2/26/96
Cutlass Bearing, Replacing	1/26/02
Diagnostics, Step-by-Step	4/25/02
Diesel Charging Systems	4/20/06
Diesel: Common Failures	1/19/07
Diesel Cooling System	2/20/07
Diesel Exhaust Diagnostics	2/18/03
Diesel Filtration System	1/20/96
Diesel Fuel Cleaning	1/20/06
Diesel Fuel Filtration & Polishing	1/27/05
Diesel Fuel Injection Systems	1/13/03
Diesel Fuel Plumbing	4/10/02
Diesel Fuel Spill Preventer	4/25/01
Diesel Fuel System Mods	4/28/05
Diesel Gear Ratios, Calculating	2/26/05
Diesel Injection Systems	1/13/03
Diesel Lube Oil Selection	3/22/04
Diesel Maintenance and Troubleshooting	4/16/00
Diesel Oil Checks	2/20/06
Diesel Recommissioning	1/18/96
Diesel Repower Options for Sailboats	4/22/05
Diesel Storage	4/21/00
Diesel Troubleshooting	3/17/95
Diesel Troubleshooting Checklist	4/20/00
Diesel, Bleeding a	1/23/95
Diesel, Bleeding Basics	3/23/06
Diesel, Repowering Outboards to	4/44/06
Diesel, Valve Kit	2/20/95
Diesel Winterizing	4/21/00
Drive Train Inspection & Repair	1/26/02
Drive Train Tune-up Part 1	2/34/99
Drive Train Tune-up Part 2	3/24/99
Electronic Controls	1/24/06
Electrical Systems	1/37/03
Electronic Engine Controls	3/36/97
Ethanol and Marine Engines	3/29/06
Exhaust Check for CO	1/39/01
Exhaust Solutions	2/18/03
Exhaust System Maintenance	4/24/95
Exhaust System Primer	1/23/04
Exhaust Systems Troubleshooting	4/22/07
Exhaust Systems, Wet	1/30/99
Exhaust, Silent	1/34/99
Filter Removal	3/16/95
Fischer Panda, Troubleshooting	1/37/04
Flo-Scan Installation	3/48/02
Flush-out Valve for Inboards	3/16/95
Four-Stroke Outboard Maintenance	1/33/03
Fuel Additives	3/32/01
Fuel Computer, Installation	3/48/02
Fuel Conditioning	1/16/95
Fuel Conversions, Unleaded	4/39/01
Fuel Economy Tips	1/35/06
Fuel Filtration Systems	4/29/99
Fuel Hose Selection	2/19/00
Fuel Tank Hose Assembly, Portable	3/35/96

Fuel Tank Repair and Replacement	1/37/00
Fuel Tank Senders, Troubleshooting	1/18/02
Fuel Tanks: Empty or Full	3/15/98
Fuel Testing	3/32/01
Fuel, Unleaded Conversions	4/39/01
Fuels, Protect Engines from Damaging	3/20/99
Gas Inboard Engine Rebuilding	4/18/97
Gas Engine, Overheating: Causes & Prevention	4/46/05
Gear Oil Troubleshooting	4/23/95
Generator, Plumbing a	3/24/05
Generator Exhaust	1/34/99
Heat Exchanger Refit	1/18/01
Horsepower Ratings	1/32/97
Hose Chafe Protection	2/19/95
Hourmeter, Install an	4/52/06
Hydraulic Steering, Replacing Mechanical Steering with	2/30/04
Ignition Protected, Is your Boat	2/21/04
Impeller Replacement, Inboard	1/18/96
Keyless Ignition Installation	4/34/99
Lube Oil for Diesels	3/22/04
Maintenance Log, Sample	1/14/95
Marine Versus Auto Parts	4/22/95
Monitor Gauge Installation	2/23/00
Motor Mount Maintenance	3/21/07
Mounts, Flexible	3/23/98
Noise & Vibration Control	3/23/98
Noise, Reducing	4/13/96
Oil Analysis	1/22/96
Oil Analysis, Troubleshooting with	3/20/03
Oil Consumption, Reduce	4/22/03
Onan Generator Choke Conversion	1/31/97
Outboard, Four-Stroke Maintenance	1/33/03
Outboard Impeller Replacement	2/26/98
Outboard Lubrication	1/11/95
Outboard Maintenance	3/26/00
Outboard Off-Season Storage	3/30/00
Outboard Theft Prevention	2/24/97
Outboard Troubleshooting	2/22/95
Overheating Prevention	1/37/04
Overheating, Gas Engine	4/46/05
Overheating Engines, Troubleshooting	1/37/04
Overheating Generators, Troubleshooting	1/37/04
Prelubrication System	3/28/98
Prevent Outboard Theft	2/24/97
Preventive Maintenance	3/33/00
Prop Performance Evaluation	2/22/96
Prop Walk, Understanding	2/58/04
Props, Folding	3/48/03
Propeller, Balancing	4/31/00
Propeller Selection	4/31/02
Propeller Shaft Alignment	1/31/02
Propellers: Folding Vs. Feathering	3/46/05
Protect from Damaging Fuels	3/20/99
PSS Shaft Seals, Troubleshooting	4/23/04
Repowering Options	4/17/99
Scale Control	1/37/04
Scale Removal	1/20/01
Sealants, Thread Lockers & Adhesives	2/30/01
Shaft Alignment	2/20/95
Shaft Alignment, Inboard Engine	1/31/02
Shaft Line Cutter, Install a	4/27/01
Shaft Vibration: Diagnosis & Repair	1/18/05
Shafts: Maintain, Repair, Replace	1/18/05

**ENGINES (con't)**

Shaft Nuts, Proper Order of	4/08/04
Shaft, Painting	1/50/02
Shaft Bearing Replacement	1/18/05
Shaft Seals: Selection, Installation, Maintenance	3/24/99
Single Engines Vs. Thrusters	4/46/03
Soundproofing Compartments	4/13/96
Soundproofing Products	1/38/07
Spark Plug Diagnostics	2/28/03
Starting Systems, Troubleshooting	1/46/00
Stern Drive Alignment	2/47/02
Stern Drive Decommissioning	3/34/04
Stern Drive Exhaust System Checks	2/26/07
Stern Drive Maintenance	3/33/96
Stern Drive Oil Change	1/54/07
Stern Drive Power Steering Maintenance	4/43/04
Stern Drive Repower, Step-by-Step	2/51/05
Stern Drive Tune-up	1/50/07
Stern Drive: Idle Adjustments	2/28/06
Stern Tube, Removal	1/18/05
Strong Shaft Seal	2/20/95
Struts: Maintain, Repair or Replace	1/18/05
Stuffing Box Repacking	2/34/99
Survey, In-Water	4/28/02
Testing, Used	4/25/02
Thermostats: Test, Remove, Replace	1/48/00
Tilt/Trim Troubleshooting	4/41/02
Torque Wrenches, How to Use	2/31/03
Transmissions: Gear & Fluid Analysis	4/34/04
Transmissions: Operation & Installation	4/34/03
Twin Engines Vs. Thrusters	4/46/03
Universal Filter Replacement	3/04/95
Vibration: Diagnose Problems	1/18/05
Volvo AQD40A: Reduce Oil Consumption	4/22/03
Water Pressure Gauge, Install	1/35/97
Water Pump Repair	4/31/00
Water Pump Service	2/26/98
Water Strainer, Build a	4/32/00

**FIBERGLASS REPAIRS**

Bedding Techniques	3/49/00
Blisters: Causes & Repairs	3/15/07
Blister Repair: A Pessimistic Update	3/36/02
Blister Repair Preparation	3/08/95
Blister Repair Techniques	3/41/96
Blister Repair with Epoxy	3/39/99
Blister Surveying	3/38/98
Bulkhead Repair	4/45/04
Core Deck Failures, Balsa	2/14/06
Core Repairs	3/49/00
Cored Decks, Installing Hardware	2/18/05
Cored Deck Repairs	2/17/98
Cored-Hull Repairs	3/49/00
Crack Analysis	3/45/00
Crack Repairs Using Epoxy Resin	4/26/06
Deck-to-Hull Joints, Repairing	2/14/04
Deck Hardware Mounting	2/37/95
Deck, Non-Skid Restoration	4/16/02
Deck Repairs	3/17/02
Delaminated Hull Repairs	2/06/96
Delamination: Diagnose, Cure and Prevention	3/46/00
Dents, Cracks, Scratch Repairs	1/11/98
Dry Delamination, Repair of	3/51/03

Fiberglassing a Planked Hull	2/34/00
Filling and Fairing	1/18/03
Fix For Glass Voids	4/27/00
Flex-Related Repairs	3/40/00
Gelcoat: Clean & Protect	1/45/07
Gelcoat Refinishing	1/38/96
Gelcoat Restoration	1/15/99
Gelcoat Restoration: 4 Easy Steps to a Shiny Hull	1/22/02
Gelcoat Spray Techniques	1/13/02
Gelcoat Stain Removal	1/18/99
Hinging & Crack Repairs	3/40/00
Hull & Deck Repairs	1/26/95
Hull & Structural Problems, Causes of	1/55/04
Keel-Hull Joint Filing	1/18/03
Keel-Hull Joint Repairs	4/17/03
Laminate Repairs, Solid	3/49/00
Moisture Meters, Selection & Use	2/45/02
Moisture Meter, Reading a	1/08/06
Non-Skid Deck Restoration	4/16/02
Non-Skid, Gibco Flex-Mold	2/14/07
Osmosis Survey, Hull	3/38/98
Potting Deck Hardware	2/18/05
Problems with Older Boats	3/41/04
Rebuilding Badly Damaged Boats	3/14/03
Repairs: Causes of	1/55/04
Repairs: Survey, Repair & Prevent	3/40/00
Resin Repair Substitutes	1/42/00
Resins, Repairing with	3/17/06
Sanding Fiberglass	1/10/00
Sheathing a Runabout Hull	1/34/00
Stringers: How to Repair	4/18/04
Structural Crack Repairs	3/41/00
Used Boats: Selecting a Boat to Refit	2/42/05
Water Damage Prevention	2/24/04
Wet Foam Replacement	3/18/05

**KNOTS**

Angler's Loop	3/21/99
Belaying a Cleat	2/44/96
Buntline Hitch	2/31/97
Butterfly Knot	2/32/98
Cow Hitch	4/48/98
Double Becket Bend	4/20/95
Flaking a Line	2/03/01
Highwayman's Knot	1/19/95
Perfection Knot	3/21/99
Rolling Hitch	3/32/96
Shock Cord Knot	3/20/99
Slip Knot	4/19/96
Slipped Reef Knot	1/30/97
Splice, Rope-to-chain	1/07/05
Surgeon's Knot	1/17/96
Trucker's Hitch	3/15/95

**MAINTENANCE**

5 Senses of Boat Maintenance	4/40/03
3M 5200, How to Remove	3/02/04
Air Conditioner, Installation	1/38/99
Aluminum Repair	3/31/01
Anodes: What, Where & Why	2/24/03
Bilge Pump Replacement	1/22/00
Cabin Interior Insulation	4/23/97
Cabin Windows, Leak-Proofing	1/17/04
Compass Servicing	2/36/01
Compounding Pads, Care of	1/54/04
Condensation Cures	3/56/02
Cored Decks: Installing Hardware in	2/18/05
Corrosion Control & Detection	2/21/03
Corrosion, Stainless-Steel	2/27/02

Deck Hardware, Bedding	3/49/00
Deck Hardware, Install with Headliner	1/25/01
Deck Non-Skid Coverings	4/60/00
Deck Repairs	3/17/02
Defective Equipment: Know your Options	2/11/07
Emergency Repair Chart	1/38/97
Fuels & Engines	3/20/99
Galvanic Corrosion, Controlling	4/16/01
Gelcoat Restoration: 4 Easy Steps to a Shiny Hull	1/22/02
Graphics Removal	1/35/00
Hatch Locks	3/18/96
Head Maintenance	2/19/97
Head Rebuilding	2/14/97
Hose Repairs	2/48/97
Hose Selection & Standards	2/19/00
Hull, Deck & Interior Tips	1/47/02
Hull Osmosis Survey	3/38/98
Inflatable Maintenance & Repair	1/50/01
Leaks Below the Waterline, Finding and Fixing	3/16/04
Lifelines Systems	3/44/02
Lightning Prevention	3/10/05
Metal Selection	3/12/01
Mid-Season Checkup	2/46/01
Mildew Control	3/36/95
Mildew, Removing	2/42/07
Non-Skid Deck Coverings	4/60/00
Old Boats: Common Ailments	4/41/07
Owner's Manuals	4/22/01
Painted Finishes, Reviving	1/50/04
Plastics, Maintenance	1/27/96
Plexiglas & Acrylic Maintenance	1/27/96
Plexiglas, Removing Scratches	1/53/04
Port, Fixing a Leaky	1/38/98
Post Launch Tips	1/34/00
Preventive Maintenance	3/33/00
Problems & Solutions, Common	1/32/01
Rust Spots, Repairing	1/52/04
Saltwater Maintenance	4/09/96
Spare Parts	2/23/01
Stainless Steel Corrosion	2/27/02
Stainless Steel Fasteners, How to Select	1/08/05
Stanchions & Lifelines	3/44/02
Steel Boats: Repair Nicks & Dings in	1/52/04
Teak Cleaning, Naturally	2/45/01
Teak Oil Stain Removal	2/48/01
Teak Refinishing	2/26/99
Thru-hulls, Installation	3/48/00
Toilet Maintenance	2/19/97
Toilet Rebuilding	2/14/97
Varnish Ding & Scratch Repair	2/11/01
Vented Loops, Need to Add	3/46/03
Ventilation, a Survival Guide	1/32/05
Vinyl Stripe Removal	1/35/00
Waterline Redoing	4/46/97
Waxing 101	1/17/99
Wheel Steering Maintenance	3/28/97
Windows, Leak Proofing	1/17/04
Wool Buffing Pads, TLC	1/54/04
Yard Rating Worksheet	3/46/01

**NAVIGATION**

Compass Adjustment	3/14/95
Compass Calibration	2/38/01
Deviation Cards	2/40/01
Navigation Checklist	1/15/96
Radar: Maximize your Navigation Skills	4/38/03

**PAINTS & PAINTING**

Abrasives Chart	1/31/95
Antifouling Biocide Groups	1/30/03
Antifouling Compatibility Chart	1/25/03
Antifouling Paint Additive	1/26/99
Antifouling Painting	1/34/95
Antifouling Painting FAQ	1/49/02
Antifouling Painting Handbook	1/22/99
Antifouling Protection FAQ	1/24/03
Antifouling, Removal	1/29/03
Antifouling Underwater Running Gear	1/45/05
Awlgrip Touch-up	1/51/04
Bilges, Painting	1/45/05
Bottom Paint Additive	1/26/99
Bottom Waxes	1/28/99
Brightwork Refinishing	1/45/05
Brightwork, Painting	4/34/05
Bulkhead Refinishing	4/32/06
Cetol, Application & Maintenance	1/47/02
Coatings Removal	2/39/00
Dust Masks	1/09/01
Hull, Deck & Interior Tips	1/47/02
Lapstrake Hulls, Painting	1/30/01
Masking Tapes	1/33/95
Metal Hulls, Painting	1/32/95
Moisture Meters	2/45/02
Non-Skid Deck Coatings	1/36/95
Non-Skid Deck Coverings	4/60/00
Paint Strippers	1/54/02
Painted Finishes, Reviving	1/50/04
Painting Handbook	1/30/95
Painting Log	1/36/95
Painting Tips	1/35/95
Painting Tips	1/17/05
Sand Blaster, Make a	1/47/02
Sanding Techniques	1/10/00
Steel Boats, Repair Nicks on	1/52/04
Teak Handbook	2/34/95
Teak Refinishing	2/26/99
Topside Painting with Toplac	4/26/01
Topside Polyurethane Painting Handbook	2/33/98
Topside: Painting with Protection	1/16/06
Topside Troubleshooting Chart	2/36/98
Topside, Professional Refinishing	2/17/02
Varnish Ding & Scratch Repair	2/11/01
Varnishing Handbook	2/16/95
Varnishing Techniques	3/09/98
Varnishing Brightwork	4/34/05
Waterline Redoing	4/46/97
Wood Refinishing	1/45/05

**PLUMBING**

Bilge Plumbing	1/27/97
Bilge Pump Overhaul, Gusher 25	4/29/04
Bilge Pump Replacement	1/22/00
Bilge Pump Systems, Installing	1/12/00
Composting Toilets, Installation	2/16/99
Double Clamps: Fact or Fiction	1/09/04
Head Troubleshooting	2/20/97
Holding Tank Retrofits	2/16/97
Holding Tanks	2/27/97
Hose Bending	4/48/00
Hose Clamp Selection	1/19/00
Hose Selection & Standards	2/19/00
Lectra/san, Installing a	1/36/02
Marelon Fittings: Proper Installation	3/05/03
Potable Water: Prevention of Odor and Taste Problems	3/29/04
Potable Water System Installation	1/19/97
Potable Water Tank Odors	2/04/02

Quick Connect Plumbing	3/43/06
Seacocks	1/52/03
Seacock Installation	1/25/97
Shower, Build a Trouble-free	1/61/06
Tanks: Calculating the Volume	2/64/05
Thru-hulls, Installation of	2/47/03
Thru-hulls, Schematic for	1/55/03
Thru-hulls: Selection	1/52/03
Toilet Troubleshooting	2/20/97
Vented Loops	3/46/03
Washdown Pump Rebuild	3/06/06
Waste Holding Tank Alternatives	2/46/04
Water Systems: Selection & Installation	2/12/97
Water Heater Installation	1/20/97
Water Pressure: Install a Variable Speed Pump	4/24/01
Water Pressure System Installation	3/33/98
Water Pump Repairs	1/24/97
Water Tank, Build a	2/27/97
Water Tank, Cleaning	1/52/02

**POWERBOAT RIGGING**

Balancing Trim	1/53/05
Bow Thrusters	3/26/96
Bow Thrusters Vs. Single & Twin Engines	4/46/03
Cable Maintenance	1/33/96
Cable Steering Upgrade	1/32/04
Crusader 427 CI Upgrade	1/44/02
Floor Repair, Plywood	4/10/00
Fuel Computer, Installation	3/48/02
Gear Lube Monitor, Install a	3/31/05
Graphics: Add New Vinyl	4/50/03
Hydraulic Steering, Bleeding a	3/48/07
Hydraulic Steering Maintenance	2/30/96
Hydraulic Steering, Replacing Mechanical Steering with	2/30/04
Hydraulic Steering Systems	2/25/01
Hydrofoil Handbook	2/32/95
Inboard Engine Mods	1/44/02
Keel Protector	1/51/00
Keyless Ignition Installation	4/34/99
Lanyard Switch, Install a	3/40/06
Outboard Anti-Ventilation Plate Repair	3/31/01
Outboard Bracket, Install	2/29/98
Outboard Hydraulic Steering Installation	2/27/96
Power Steering Maintenance	4/43/04
Prop Pitch	1/22/95
Propeller Blades	3/16/95
Propeller Selection	4/31/02
Rubrail Replacement	4/14/97
Steering Cable Replacement	1/31/96
Steering Tube Protection	2/45/07
Stern Drive Alignment	2/47/02
Sterndrive Repower, Step-by-step	2/51/05
Synchronizer, Installation	2/21/97
Tilt/Trim Troubleshooting	4/41/02
Trailer Wiring Troubleshooting	3/36/96
Transom Repairs, Plywood	4/07/98
Trim Tab Handbook	3/28/95
Trim Tab Installation, Smart	2/50/01
Trim Tabs, Hydraulic	1/40/98
Volvo QL Boat Trim System, Install	4/50/05
Water Pressure Gauge, Install	1/35/97
Weaver Davit, Install	4/32/07

**PRODUCT TESTS**

3M 4200 Sealant	3/44/98
3M Duck Tape	3/54/01

3M Marine DP-8005	4/48/00
3M Marine General Purpose Adhesive Cleaner	3/43/97
3M Marine Safe-Release Painters' Tape (#2080)	4/09/02
3M Sharpshooter	2/48/01
Acrylic Deck Finishes	1/41/96
Aluminum Cleaners	4/46/95
Aqualarm	3/61/03
Armada Mighty Brite	2/47/01
Bail Handy	1/42/97
Baltek Decolite	4/36/98
Beckson Powerboat & Sailboat Manager	4/42/96
Bilge Cleaners	4/40/97
BoatLife Git-Rust	2/47/99
Bottom Cleaners	2/41/95
Bottom Waxes	1/28/99
Canvas Water Repellents	1/40/97
Capt. Al's Mast Ladder	4/42/97
Captain Phab Citrus Cleaner/Degreaser	2/48/01
Captain Phab Purge Tank Cleanser	2/42/98
Captain Phab Dry Teflon	3/55/01
Cetol Teak Refinishing	1/47/02
Clenz-All	3/40/95
Cov-R-Clips	4/53/98
Cupran Hand Cleaner	3/05/04
Davis Bail Handy	1/42/97
Davis Super Tough	3/40/95
Debond 2000 to Remove 3M 5200	3/02/04
E-Meter	2/43/96
Fastrac Sail Lubricant	2/30/95
Fender Cleaners	3/40/95
Fending Off	2/47/99
Ferro Stripe Eliminator	1/35/00
Fiberglass Cleaners	3/40/95
Flojet Sensor-Flo VSD	4/24/01
FloScan, Install	3/48/02
Fulton Outboard Lock	2/03/02
Gelcoat Restorers, Acrylic	1/41/96
Git-Rust	2/47/99
Gloozit	3/45/98
Handrail Masking Tape	2/47/01
Hi-Low Space Saving Table	2/47/99
Hol-Tite	1/42/98
Hull Cleaners, Acid based	2/38/97
Interlux Teflon Wax Sealer	3/09/06
Interlux Toplac	4/26/01
Iroda Micro Jet	2/42/97
Johnson Marine Life Lines	2/49/01
KeelGuard	1/51/00
Link Socket Sets	4/55/02
Marsolve	1/20/01
Mildew Remover	2/41/95
Nautilus Trim Tabs	2/50/01
Navy Point Chart Plotter	1/43/98
Paint Strippers	1/54/02
Pela Oil Change Pump	3/32/96
Pettit FlexPox	3/54/01
Pettit Trailercoat	3/05/02
Plastimo Bumpers	2/47/99
Powerwinch	2/14/98
Prop Master	2/45/96
Rabud Utilitube	1/19/02
Rebounder	4/42/97
Ring Prop	3/42/05
Sailrite Ultrafeed	4/49/99
SeaRepair Aluminox	3/31/01
Shoes for Crews	2/45/98
Spurs Line Cutter	4/27/01

**PRODUCT TESTS (con't)**

StarBrite MDG Mildew Control	2/48/01
Stowaway "Stairways"	4/52/98
Stowaway "Stairways" Update	3/04/01
Stripe Eliminator	1/35/00
Sun-Mar Composting Toilet	2/16/99
Super Clean	3/43/97
Tempo Line Voltage Monitor	2/42/98
TV Grips	1/46/99
VC Underwater Epoxy	1/24/99
VersaBrite II	2/42/97
Vetus Exhaust Hose	4/48/00
Vetus Splash-Stop	4/25/01
Vetus StripFix	4/42/99
Volvo BTS Trim Tabs	4/50/05
Walk-Winn Drain Plugs	3/46/99
Water Hole Dog Dish	2/42/97
Weems & Plath Wet Notes	3/46/96
Yoeman Sport XL	4/50/98

**PROJECT BOATS**

Alberg 30, New deck	1/17/98
Aloha 8.2, Stern extension	2/42/99
Bertram 33 Sportfish, 1987	3/43/05
Bowrider Reconstruction	2/50/02
Century Restorer, Fiberglassing	2/34/00
Chris-Craft 35 DC Refit	2/26/00
Chris-Craft Cavalier Redesign	2/38/99
Deck, Osmosis Repair	4/62/05
Egg Harbor Custom Hardtop	3/60/04
Egg Harbor Wiring Upgrade	3/10/02
Flipper '60s TV Star	2/56/06
Interior Fabrics, Renew	4/62/05
Mac V222, Restoring a	4/42/01
Mid '80s Production Boat Transformation	2/50/02
O'Day 27, Restoring a	3/53/02
Pearson Vanguard, 1965	4/55/05
Thunderbird, New bottom	2/22/98
Trojan F-26, 1978	1/52/06
Walkaround Cuddy Cabin Conversion from Fishing to Cruising	2/49/04

**PROJECTS****Boat Building**

Build a Boat from a Kit	1/28/96
Building the Eight Ball Dinghy	4/43/02
Dry Rot, Cure for	4/61/06
Gangplank, Boatyard	1/64/03
Marking Equipment	1/20/95
Molding a Fairing Block	4/48/02
Rolling a Boat Over	1/62/04
Standing Boards	4/41/96
Stowable Workshop	3/35/97

**Cabin Improvements**

Berth, a Secure	3/31/99
Berth, Make A Double	4/30/97
Bulkhead, Fixing a Delaminated	3/58/05
Bunk Insulation	2/56/03
Bookshelf	4/20/96
Cabin Heater, Custom Freestanding	3/50/07
Cabin Interiors, No Sweat	4/48/02
Cabinets, from old Sliders	4/20/96
Camera Mount, Adjustable	2/45/00
Cane Locker Doors	4/32/95
Cargo Net, Removable	4/46/98
Chart Holder	4/33/95
Chart Rack, Lightweight	4/46/99
Chart Storage in Small Spaces	3/16/01
Child's Stateroom	1/19/02
Closed-Circuit TV System Install	4/35/00

Cockpit Wired for Sound	1/49/03
Companionway Ladders	1/64/03
Companionway Step bin	4/26/97
Convertible Table, Build a	1/19/02
Cure for Odor Fatigue	4/48/02
Curved Locker, Build a	4/56/98
Deck Prisms	4/34/95
Entertainment Center	2/48/00
Exhaust Fan, Install a	3/53/07
Galley, Redesigning Marine Trader	2/60/05
Dish Cupboard	4/32/97
Fabrics, Renew interior	4/64/05
Fiddle Rails	4/39/98
Flashlight Holder	4/34/95
Flowerpot Heater	3/34/97
Galley, Catchy Custom	1/52/03
Hatch Board Brackets	4/46/99
Hatch, Privacy	2/48/99
Hatch, Securing	1/56/02
Headliners, Install a	3/54/07
Heating Options	3/48/97
Heater Conversion, Kerosene-to-Propane	2/45/00
Herreshoff Ports, Build	4/53/07
Hose, Chafe Protection	2/19/95
Hot Air Heating	4/60/03
Insulating Fiberglass Hulls	4/48/02
Insulating Ceilings	2/48/98
Insulation: Selecting & Installing	4/48/02
Lighting, Movable	3/48/97
Lock, Sliding Door or Window	2/58/05
Locker, Build a Curved	4/56/98
Monkey Fists, Ready-Made	4/56/02
Non-skid for Steps	4/25/97
Note Pad, Custom Made	3/14/02
Pet Doors	1/56/01
Plexiglas Holders	2/45/00
Port, Decorative	4/52/99
Porthole Hanger	2/18/01
Ports, Non-Opening Installation	3/48/98
PVC Organizers	4/34/95
Quantum Ozone Generator	4/48/02
Refrigerators, Tips For Chilling	3/45/00
Settee, Space-Saving	4/28/97
Shelf, Adjustable Hold-down	4/46/98
Shelf, Build an Overhead	4/41/98
Ship-shape Storage	3/30/99
Signal Flags Case, Custom	4/62/04
Soap Dispenser Holder	4/42/98
Solar Vents, Installing	2/18/95
Speaker Switch, Remote	2/28/97
Spice Rack	3/18/96
StarBoard, 8 Things to Make	4/44/00
StarBoard, Anchor Roller	4/43/99
StarBoard, Chart Rack	4/46/99
StarBoard, Chopping Board	4/34/97
StarBoard, Cutting Board	4/30/01
StarBoard, Fishing Rod Racks	4/26/96
StarBoard, Folding Bench Seat	2/55/04
StarBoard, Folding Jump Seat	4/28/96
StarBoard, Gluing	4/48/00
StarBoard, Hatch Board Seat	4/27/96
StarBoard, Hatch Board Storage	4/46/99
StarBoard, Shower Grate	4/34/98
StarBoard, Tool Organizer	4/26/96
StarBoard, Tool Rack	4/35/97
StarBoard, Towel Rack	4/34/98
Storage Steps	1/08/01
Storage Solutions	3/47/99
Table, Lightweight Decolite	4/35/98
Turn Buttons, Metal	3/18/96
Window Shades, Custom	4/44/98

Windows, Retrofitting	1/25/96
Wooden Cupboards	4/37/95
Ventilate 24/7	4/52/02
Ventilation, Exhaust Fan	1/48/99

**Canvas & Upholstery**

Backrest for Lifelines	4/39/95
Bag Holder	3/30/98
Beverage Holder	3/17/96
Bimini, Sailboat	3/17/98
Bimini for a P-424, Make a	4/60/04
Boom Cover	4/18/96
Bunkboards	4/37/95
Canvas Anchors	4/48/00
Cockpit Line Organizer	3/19/95
Companionway Hatch Cover	4/49/00
Cushions, Cleaning Mildewed	2/62/04
Drink Holders	3/17/96
Fitted Sheets, Sew	4/17/96
Hatch Screens, Make	2/56/07
HeadSail Sac, Sew a	4/32/01
Interior Cushions, Make	4/42/95
Hatch "Boards"	1/48/98
Rail Cushion	2/56/02
Shrinkwrapping a Sailboat Afloat	3/54/04
Storage Bags	4/32/95
Toothbrush Holder	1/37/98
Turnbuckle Boots	4/49/98

**Deck Improvements**

Access Port Install	2/49/03
Anchor Locker Ventilation	2/21/02
Base, Casting a Level	1/48/98
Boarding Step	4/36/97
Bow Anchor Roller	4/43/99
Bow Lights	2/56/03
Chain Locker	4/37/97
Cockpit Footlights	3/18/95
Cockpit Glow Light	3/48/97
Cockpit Lighting	2/52/01
Cockpit Table, Build a	1/65/06
Cockpit Workbench	4/35/95
Deck Drains	4/48/00
Deck Lounger	4/51/02
Deck, Osmosis Repair	4/64/05
Deck Plate Opener	1/41/96
Deck Repair, Wood	4/56/06
Decks, Repairing Delaminated	1/58/04
Dinghy Hoist	2/59/07
Dock Facings, StarBoard	2/65/06
Dog Ramp	2/48/97
Dorade Vent, Build a	2/17/96
Drilling Holes in Boats	1/19/02
Egg Harbor, Custom Hardtop	3/60/04
Egg Harbor, Custom Helm for	4/56/03
Flag Pole Holder, Stern	2/63/04
Flag Pole Socket, Modification	1/56/04
Hard Dodger, Fiberglass	4/35/96
Hardtop Enclosure	4/40/00
Hatch Board Seat	4/27/96
Hatch, Silencing a Noisy	3/24/00
Helm Restraint	2/29/97
Lights, Cockpit	3/48/97
Oars, Locking	3/34/97
Outboard Bracket, StarBoard	4/34/97
Plastics, Care of	1/27/96
Ports, Restoring Aged	3/64/03
Propane Holder for Mini-Tank	3/24/00
Propane Tank Holder	4/45/99
Propane Tank Mount	1/61/07
Rod Box, Theftproof	3/52/04
Seat, Bargain-Priced Helm	2/45/00
Seat, Folding Jump	4/28/96
Seat, Pulpit	4/35/97

**PROJECTS (con't)**

Seat, Stern Rail	4/45/99
StarBoard, Cockpit Chopping Board	4/30/01
StarBoard, Cockpit Rod Holders	2/51/04
StarBoard, Dock Facings	2/05/06
StarBoard, Propane Tank Holder	4/45/99
StarBoard, Stern Rail Seat	4/45/99
Stern Refit, Aloha 8.2	2/42/99
Storage, On-Deck	3/56/01
Swim 1/2 Platform, StarBoard	4/29/96
Swim Platform, Fiberglass	4/27/00
Swim Platform Regal 242	1/56/03
Swim Platform, StarBoard	4/44/00
Table Base Plug	1/51/03
Table, Portable	1/37/98
Teak Deck, Install a	2/68/06
Teak Cleaner, Unusual	4/48/00
Theft-Proof Your Boat	2/45/00
Tiller, Laminated	4/29/96

**Docking & Anchoring**

Anchor Light, Build a LED	3/51/05
Anchor Lights, Automatic	4/35/00
Anchor Locker, Build a	3/57/03
Anchor Roller, Sailboat	1/39/97
Anchor Roller, Boat	4/43/99
Anchor Snubber	4/47/99
Anchor Wash	1/48/98
Anchor, Stern Mount	4/46/98
Boarding Ramp	2/52/01
Boarding Step	4/36/97
Bow Lights	2/56/03
Bow Teather, Two-Way	4/48/98
Chafe Guard for Lines	1/30/96
Chain Locker, Fiberglass	4/37/97
Cleat, Hardwood	3/17/96
Depth Readout	1/52/03
Docklines, Two-way	2/32/98
Docking Lights Alternatives	2/56/03
Docking Tackle	4/48/02
Dog Boarding Ramp	2/48/97
Fender Boards	2/18/95
Fender Hooks	4/45/98
Fenders, Chafing Strip for	3/19/95
Lead Line, Make a	2/52/03
Rodent Guard	1/30/96
Snubbing Line	1/39/97
Trip Line: The Key to Docking	1/51/03
Windlass Backing Plate, Make a	4/57/06

**Electrical Upgrades**

9-Volt Power, Simple Device	2/45/00
Alternator/Regulator Upgrade	4/31/05
Adding Gauges	2/31/02
Bridging the AC Gap	4/54/03
Digital Voltage Gauge, Install a	4/55/07
Fuse Box, Waterproof	1/08/99
Isolating Electronics	1/59/07
PocketMail, Stay in Touch With	4/61/04
Radar Display, Locating a	1/60/03
Smart Electrical Installations	4/35/00
Solar Panel Mount	1/48/00
Solar Panels	4/40/95
Wire Camouflage	4/48/00

**Hull & Haulout**

Gangway, Boatyard	1/64/03
Hull Spray Deflectors	4/32/98
Hull Support System	3/40/97
Sand Blaster, Make a	1/47/02
Shelter Solution	4/61/03
Small Boat Storage	2/18/01

StarBoard Spray Deflectors, Hull	4/34/98
Storage Cradle, Powerboat	3/38/97

**Mechanical Upgrades**

Alternator, Build your	1/69/06
Chrysler V-8 Check Valve	1/08/01
Corrosion Protection for Small Outboards	1/37/98
Diesel Repower Options	4/22/05
Diesel Spills	4/25/01
Engine Damper Place, Replace	1/57/04
Engine Flush Kits	2/58/05
Fairing Block, Molding a	4/48/02
Filling a Grease Gun	2/61/04
Filter Dirty Water	4/31/00
Flushing Device, Built-in	3/59/06
Gas-to-Diesel Repower	4/58/07
Generator Cutout Switch	1/55/03
Ice Box Conversion	1/61/03
Linear Drive 5000, Repair of Manifold, Risers & Elbows, Purchasing	4/54/07
Oil Changer	1/08/01
Oil-Drip Pan, Fiberglass	4/35/96
Oil Pump Storage	2/31/02
Oil Quick Change Hose	2/19/01
Outboard Bracket	4/34/97
Outboard Engine Rebuild	3/58/07
Overheating Alarm	3/61/03
Power Winching	2/62/07
Prop Noise, Cure for	3/15/01
Propane Tank Holder	2/18/01
Sand Blaster, Make a	1/47/02
Spurs Line Cutter	4/27/01
Starting Device, Simple Engine	2/57/05
Tool Storage	3/48/00
Trailer Lift Guide	3/14/02
Water Pressure on Demand	4/24/01

**Plumbing Add-ons**

Air-Head Composting Head, Install a	3/56/04
Clamp Replacement	2/48/97
Head System, Trouble-free	3/62/03
Head Treatment, Automatic	2/19/95
Holding Tank Treatment, Tank-ette	2/48/97
Holding Tank Vent Filter	4/60/06
Holding Tank, Build a Wood-Epoxy	2/27/97
Hose, Repair Damaged	2/48/97
Hot Water from Engines	2/55/05
Poly Tanks, Repair Leaking	2/53/03
Shower, Barrel	2/56/02
Shower, Water Saver	3/14/02
Thru-hull Plugs, Wooden	1/21/95
Waste System Plumbing	4/58/04
Waste System, Redo	4/56/07
Water Heating System, Engine	2/55/05
Water Manifold, Build a	2/22/02
Water Pump Extension	1/20/95
Water Pump Repair	1/09/99
Water Pump, Knee Control	1/39/97
Water Strainer, Make a	4/32/00

**Rigging Refits (Sail)**

Boom Mast Support	1/08/99
Chainplate, Repair and Reinstall	3/58/05
Compression Post Dressup	4/52/99
Dinghy Bridle, Make a	4/61/03
HeadSail Sac	4/32/01
Jib Sheet Attachment	2/30/97
Keels & Rudders, Shaping	4/42/05

Lazy Jacks	3/32/95
Mast Deck Support	3/24/00
Mast Hoist	2/18/01
Mast Raising/Lowering System	3/22/99
Pedestal Grab Rail	2/58/07
Pedestal Guard	1/56/01
Pedestals, Help for Tired	4/33/00
Rudder Stuffing Box Repair	2/66/06
Sail Chafing Gear	4/33/00
Sail Cleaning	1/56/04
Winch Handle Holder	1/56/02

**REFINISHING & REPAIRS**

Aluminum, Patching Holes	3/31/01
Boatshed, Build a Mini	3/44/96
Bulkhead Repair and/or Replace	4/45/04
Buy the Boat; Sell the Boat	4/64/04
Buying a Used Boat	2/39/04
Cabin Interior Upgrades	4/32/04
Cast Base for Hardware	1/48/98
Coatings Removal	2/39/00
Cored Composite Panels, Refit with	4/16/07
Deck-to-Hull Joints, Repairing	2/14/04
Deck Hardware with Headliner	1/25/01
Deck Hardware, Installation with Liner	1/25/01
Deck Hardware, Mounting	2/37/95
Deck Repairs	3/17/02
DecoLite, Building with	4/36/98
DIY, Should you?	4/15/06
Drilling Holes, How to	2/10/00
Drilling Holes in Boats	1/19/02
Drilling Stainless	1/10/01
Dust Masks	1/09/01
Epoxy Resin: Bonding, Coating, Filleting	4/28/98
Fastener Primer: Bolts & Nuts	3/50/06
Filling and Fairing	1/18/03
Foam Flotation Addition	3/10/99
Foam Replacement, Professional	3/18/05
Grounding: Step-by-Step Keel Repairs	4/16/03
Hardware Restoration	4/23/01
Hatch Leak Repairs	4/36/02
Hatch Lens Replacement	4/20/01
Hull, Deck & Interior tips	1/47/02
Hydraulic Steering Systems	2/25/01
Inflatable Maintenance & Repair	1/50/01
Laminating Techniques	4/29/96
Lifeline Repairs	2/49/01
Metal Selection	3/12/01
Moisture Meters, Selection & Use	2/45/02
Non-Skid Deck Coatings	1/36/95
Non-Skid Deck Coverings	4/60/00
Non-Skid Deck Restoration	4/16/02
Non-Skid Coating: Treadmaster	3/30/98
Pattern Making	4/10/01
Pattern Sticks	1/12/04
Plexiglas, Working with	2/03/95
Plywood Floor Repair	1/10/00
Plywood Hull Repairs	2/22/98
Plywood Transom Repairs	4/07/98
Potting Techniques, Hardware	3/49/00
Rebuilding Badly Damaged Boats	3/14/03
Recanvassing Decks or Cabin Tops	3/07/98
Refit and Displacement: Watch the Weight	4/64/03
Renaming Ceremony	1/03/02
Sealant Usage Chart	2/40/95
Selecting a Boat to Refit	3/41/04

**REFINISHING & REPAIRS (con't)**

Stainless Steel Corrosion	2/27/02
Stern Refit	2/42/99
Stringers: How to Repair	4/18/04
Teak Decks, Recaulking	4/20/02
Teak Refinishing	2/26/99
Torque Wrenches, How to Use	2/31/03
Used Boats: Selecting a Boat to Refit	2/07/05
Vapor Barrier for Ceilings	4/45/95
Warranties, Boat	1/16/02
Water Damage Prevention	2/24/04
Windows, Leak Proofing	1/17/04
Wooden Rail Replacement	3/11/00
Yard Rating Worksheet	3/46/01
Zen of Boat Restoration	3/64/04

**REFRIGERATION**

Ice Box Conversions	1/10/96
Ice Box Insulation	1/13/96
Ice Box Upgrades	4/24/99
Install DC Refrigeration	1/10/96
Refrigeration Maintenance & Troubleshooting	4/26/03
Refrigeration Upgrades	4/20/99
Refrigeration, Installing	1/10/96
Refrigeration Maintenance & Troubleshooting	4/26/03
Refrigeration Problems & Solutions	4/20/99

**SAFETY**

Avoiding Shock Treatment	1/08/95
Cabin Perils: Are You At Risk?	4/49/04
Carbon Monoxide Protection	1/36/01
Dust Masks	1/09/01
Fire Extinguishing Systems	3/24/02
Flares	2/03/03
Fog, Sailing in	4/64/07
Lifeline Gates	4/13/07
Lightning Protection Systems	1/38/02
Propane Handbook	4/53/00
Propane System Safety	3/38/95
Respirators	1/37/96
Safety Equipment	1/15/96
Safety Equipment Organization	3/46/07
Seacocks & Thru-hulls	1/52/03

**SAILBOAT RIGGING**

Aluminum Rubrails, Repair & Install	2/14/03
Autopilot, Manual	1/30/97
Backstay, Install a Split	4/40/06
Ballast, Estimating	4/34/01
Cable Steering Servicing	1/41/01
Centerboards, Remove, Repair, Reinstall	2/34/02
Fin Keel Conversions	4/33/01
Furling Systems, Selection & Installation	2/33/03
Going Aloft, Ways to	2/21/99
Grounding: Step-by-Step Keel Repairs	4/16/03
Hardware Installation on Masts	1/27/98
Hydraulic Steering Systems	2/25/01
Inner Forestay, Repair	3/32/95
Jib Furling Handbook	4/26/95
Keel-to-Hull Leaks & Cracks	1/14/07
Keel Bolts, Leaking	3/46/04
Keel Bolts, Repair or Replace	1/25/00
Keel Bolt Torque Specs	3/47/04
Keel Conversions: Fin to Bulb	4/33/01
Keel Repairs: After Grounding	3/18/04

Lifeline Repairs	2/49/01
Lifeline Systems	3/44/02
Mainsail Controls	1/47/03
Mainsail Reefing Systems	3/34/07
Mainsail Trim	1/47/03
Mast Raising/Lowering	3/22/99
Mast Replacement System	3/38/96
Pedestal Repair	4/33/00
Rig Tuning	2/27/95
Rigging Inspection, Step-by-Step	1/43/04
Rigging Tape	2/31/95
Rudder Fixes	1/33/02
Rudder, Remove, Rebuild and Reassemble	3/21/00
Rudder Repairs	3/38/01
Rudder Repairs, Water-Soaked	3/37/02
Sail Care & Cleaning	4/25/99
Sail Chafing Gear	4/34/00
Sail Condition Checklist	1/41/07
Sail Trimming, Proper	2/37/05
Sails: Storm and Anchoring	2/40/07
Steering Inspection	2/35/06
Tanzer 22 Board Replacement	1/38/06
Tiller-to-Wheel Conversions	3/23/97
Torpedo Bulb Installation	4/33/01
Traveller Upgrade	2/34/96
Troubleshooting Rigging	1/43/04
Winch Servicing	1/34/96
Wire-to-Rope Halyards	4/45/07

**SEAMANSHIP**

Anchoring & Docking	
Communications	1/56/05
Anchor Signals	2/15/95
Anchoring Tricks	4/54/01
Bow Tether	4/48/98
Chafe Guards for Lines	1/30/96
Compass: Adjustment	2/34/01
Docklines	2/32/98
Docking a Single Screw	2/40/03
Docking System	4/20/95
Docking with Springlines	4/54/04
Engines versus Thrusters	4/46/03
Fender Control	1/18/95
Maneuvering in Close Quarters	2/58/04
Floater Plan, Filing a	1/16/96
Helm Condition Quiz	1/72/06
Joystick, Handling with a	3/58/06
Lifeline Systems	3/44/02
Maneuvering with Thrusters	4/46/03
Salvaging a Sunken Boat	3/64/07
Ship's Logbook, Create a	4/50/07
Towing: What you Need to Know	1/58/06
Towing Vs. Salvage	2/62/06
Trip Logs & Record Keeping	3/48/04

**SERVICES**

ABYC for You	2/12/06
Boat Warranties	1/16/02
Certified Engine Survey	1/11/07
Fitness for Service	4/12/06
Insurance: Don't go Aground in Coverage	4/42/03
Licensing & Registration	2/37/04
Pre-Purchase Survey	2/39/04
Selling Your Boat	3/30/07
Surveying New and Used Boats	2/39/02
Surveyors and Boat Yards	4/36/06
Working with Yards	3/38/05

**SPRING COMMISSIONING (Relaunch)**

Fitting Out Checklists	1/28/01
------------------------	---------

Hull, Deck & Interior Tips	1/47/02
Post Launch Tips	1/34/00
Spring Fitting Out	1/04/95
Sterndrive, Start-up	3/33/99

**TRAILERS & TOWING**

10 Best Trailer Options	2/40/00
Accessories, Trailer	2/13/95
Boat Haulers	2/49/07
Capacity, Trailer	2/40/00
Hydraulic Brake Troubleshooting	2/12/95
Maintenance	2/08/95
Maintenance and Repair	2/40/00
Towing Tips	2/08/95
Trailer Tongue Repair	1/62/07
Upgrading Road Trailers	1/28/06
Wheel Bearing Repacking	2/10/95
Wiring Troubleshooting	3/36/96

**UPGRADES**

Air Conditioner, Install a	2/31/06
Air Conditioning Systems	1/38/99
Aluminum Rubrails, Repair and Install	2/14/03
Anchor Winch Installation	2/14/98
Bow Thrusters	3/26/96
Bow Thruster Selection, Installation and Maintenance	2/30/02
Cabin Heater Installation	3/18/97
Cabin Interior Upgrades	4/32/04
Cabin Lighting Options	3/18/01
Cabin Windows, Upgrading	1/17/04
Carbon Monoxide Protection	1/36/01
Davits: Selection & Installation	4/37/99
Graphics: Add new	4/50/03
Hardtop Enclosure	4/40/00
Lighting Upgrades, Interior	3/14/97
Lightning Protection Systems	1/38/02
Rub Rail Replacement	4/14/97
Stanchions & Lifelines	3/44/02
Swim Platforms	4/27/00
Windlass Selection & Installation	1/40/03
Windows, Hatches, Ports	4/18/01
Windows, Leak Proofing	1/17/04

**WINTERIZING (Storage)****(Also see Engines)**

Air-Conditioner Service	3/43/07
Battery Storage	3/36/95
Dry Storage Sinking	3/12/07
Engines, all Types	3/36/95
Fuel Tanks: Empty or Full	3/15/98
Haulout, Planning the 2-Day	4/09/96
Lay-up Afloat	3/11/98
Shrinkwrap Covers, How to Build	3/31/03
Shrinkwrap, Semi-fit	3/45/07
Storage Checklist	3/16/96
Storage Cradle, Powerboat	3/38/97
Storage: Hauling, Launching, Blocking, Cradling	3/43/01
Storage Tips, Off-Season	3/17/99
Tarp Fixes	3/17/99
Tarp Vents	3/19/99
Washdown Pump Service	3/44/07
Winter Lay-Up	3/34/95
Winter Lay-up Checklist	3/41/97
Winterizing Basics	3/43/07
Winterizing Tips	3/18/98
Working with Yards	3/38/05
Yard Rating Worksheet	3/46/01

# Technical CD-ROM Library for Boat Owners

## MRT Series

CDs contain articles from past issues of *DIY Boat Owner Magazine*


**\$19.95**  
EACH

### Building With Starboard



22 Projects and Fabrication Techniques: The ideal choice for replacing wood components onboard – won't delaminate, rot or splinter and requires no paint.

### Plumbing 101



A boat owner's guide to the inspection, maintenance, repair, troubleshooting and upgrading of onboard plumbing systems.

### DIY Mechanic



Gasoline and diesel engine service. How to maintain, troubleshoot and repair outboard engines, stern-drives and diesel inboards.

### Marine Electrical Systems



A guide to expanding, upgrading, surveying and troubleshooting your boat's AC and DC electrical system. All articles follow ABYC Standards.

### Painting & Refinishing



The complete guide to painting and refinishing hulls, topsides and decks with marine coatings.

### Launch & Haulout



How to prepare your boat for spring launch and winter storage. Includes lay-up checklists, maintenance and lubrication guides, engine servicing, haulout guidelines, easy-to-build storage covers and more.

### Marine Equipment Installations



Here's how to choose, install and operate equipment for your boat including: air conditioning and heating systems, audio systems, bow thrusters, davits, lightning protection, propane systems, refrigeration, windlasses and more.

### Fiberglass Boat Repair



How to survey, repair and prevent cosmetic and structural damage in fiberglass hulls, decks and transoms. Includes the step-by-step repair of minor cracks and gouges, large holes, water-soaked decks, delaminated hulls and proper installation of hardware.

### Nautical Necessities




From cleaning to fuel filtering to waterproofing charts, you'll find ideas and inspiration in this compilation of tips to do-it-yourself boat maintenance, repair and troubleshooting. Divided into 20 categories to make look up easy.

### Better Boats




More than 200 do-it-yourself projects. Practical solutions to deck and cockpit refitting, interior renovations, rigging upgrades, space-saving equipment storage, safety add-ons and other nifty items to customize your boat.

### Sailboat Rigging



A practical guide to deck layouts, equipment repairs, performance upgrades, rig tuning, sail controls and steering systems.

1995 – 2007  
52 Issues of **DIY**:



A technical reference library for powerboaters and sailboaters. The editorial archives of *DIY* from 1995 to 2007, organized by

year and issue from cover to cover.

### MRT BOX SET



12 of the MRT Series in a custom vinyl case. Power version has Powerboat Rigging and

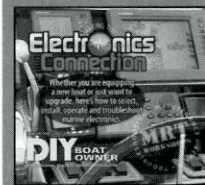
Sail version has Sailboat Rigging.

**\$119.95**

(Specify power or sail)

### Making the Electronics Connection

**NEW**



Provides the information you need to consider when purchasing, installing, operating, and troubleshooting marine electronics for most any layout or equipment and budget in a step-by-step approach.

**\$19.95**

### Powerboat Rigging



From gauges to propellers to steering systems, here's everything you need to know to maintain and repair your boat and trailer, improve boat handling and performance, and find solutions to common servicing problems.

**DIY** BOAT OWNER  
THE MARINE MAINTENANCE MAGAZINE

To order call 1-888-658-BOAT or Shop Online at [www.diy-boat.com](http://www.diy-boat.com)

DIY boat owner Magazine P.O. Box 22473, Alexandria, VA 22304

Toll Free: 1-888-658-BOAT (2628)

Web: [www.diy-boat.com](http://www.diy-boat.com)