

Industrial Power Transmission Products

Includes
Suggested
List Prices



www.gates.com



The Driving Force in Power Transmission

Table of Contents

	Description	Page	Description	Page
General	Index	A	Introduction	B
	Gates Total PT Solutions Overview	B-N	Decimal and Millimeter Equivalents211
	General Information and Glossary	O-P	Weights and Measures212
Heavy-Duty Belts	Super HC® and Super HC Molded Notch Belts (3V, 3VX, 5V, 5VX, 8V)	1-3	Power Curve Belts31
	Super HC and Super HC Molded Notch PowerBand® Belts (3V, 3VX, 5V, 5VX, 8V)4-8	Micro-V® Belts (J, L, M)32-33
	Predator™ Belts (CP, 3VP, 5VP, 8VP)9-11	Xtreme® and TrailRunner® Snowmobile Belts34-35
	Hi-Power® II V-Belts (A, B, C, D, E)12-15	Multi-Speed Belts (Variable Speed)36-40
	Hi-Power II PowerBand V-Belts (A, B, C, D)16-19	Nu-T-Link*41
	Tri-Power® Molded Notch V-Belts (AX, BX, CX)20-22	Supreme V-Link Belting41
	Metric Power™ V-Belts23-25	Easy Splice V-Belting42
	CarryBand® Belts (Special A PowerBand)26	Speed Flex® Flat Belts43
	Power Cable® Belts (AK, BK, CK)27-28	Powercord® Belts 125 and 18844
	Hi-Power II Dubl-V Belts (AA, BB, CC, DD)29-30	Tubewinder Belts45
Light-Duty Belts	Truflex® V-Belts (2L, 3L, 4L, 5L)50-53	Round Endless Belts (1/4, 5/16, 3/8, 7/16, 1/2, 9/16)46-48
	PoweRated® V-Belts (67, 68, 69)54-56	Dry Can Belts (Special CC)49
			Polyflex® Belts (3M, 5M, 7M, 11M)57-59
Synchronous Belts	Poly Chain® GT® 2 Belts (8mm & 14mm)64-66	Polyflex JB® Belts (5MJB, 7MJB, 11MJB)60-63
	Poly Chain GT® Belts (5mm)67	PowerGrip GT2 Twin Power® Belts (8mm, 14mm)93-95
	Short Length Poly Chain GT® Belts (8mm)68	PowerGrip Twin Power Timing Belts (TPXL, TPL, TPH)96-99
	Poly Chain HTD Belts (14mm)69	Cotton Cleaner Belts (Special Steel Tensile Timing Belts)99
	PowerGrip GT® 2 Belts (2mm & 3mm)70-73	Long-Length Belting (Poly Chain GT, PowerGrip GT, HTD, Timing)100-101
	PowerGrip GT® 2 Belts (5mm)74-75	Long-Length Belting/Steel Tensile102
	PowerGrip GT® 2 Belts (8mm & 14mm)76-79	Synchro-Power® PolyUrethane Belting103-104
	PowerGrip GT® 2/HTD Belts (20mm)80-81	Synchro-Power PolyUrethane Timing Belts105-108
	PowerGrip HTD Belts (3mm & 5mm)82-84		
	PowerGrip Timing Belts (MXL, XL, L, H, XH, XXH)85-92		
Tension Meters	EZ Align Precision Laser Alignment Tool109	Five Barrel Tension Tester109
	Sonic Tension Meter109	Pencil Tension Tester109
	Double Barrel Tension Meter109	Krikrit Gauges109
Heavy-Duty Sheaves	QD Sheaves for Super HC Belts110-118	Taper-Lock Multi-Duty Sheaves136-141
	Taper-Lock 1 Sheaves for Super HC Belts119-126	Taper-Lock Micro-V J Section Sheaves142
	QD Multi-Duty Sheaves127-135		
Light-Duty Sheaves	Bored-to-Size Light Duty Sheaves143-146	Bushed Light-Duty Sheaves148-150
	Variable Pitch Light-Duty Sheaves147		
Synchronous Sprockets	Taper-Lock Sprockets for Poly Chain GT2 Belts (8mm & 14mm)151-157	Taper-Lock Sprockets for PowerGrip GT2 Belts (8mm & 14mm)161-165
	Poly Chain GT Idler Hardware158	PowerGrip GT2/HTD Sprockets (20mm)166-167
	Taper-Lock Sprockets for PowerGrip GT2 and Poly Chain GT Belts (5mm)159-160	PowerGrip GT Sprockets (2mm & 3mm)168-170
			PowerGrip HTD Sprockets (3mm & 5mm)171-173
QD and TL Bushings	QD Bushings (English Sizes)179-181	PowerGrip Timing Pulleys174-178
	QD Bushings (Metric Sizes)182	Taper-Lock Bushings (Metric Sizes)189
	Reborable QD Bushings (Minimum Plain Bore)182	Reborable Taper-Lock Bushings (Minimum Plain Bore)190
	Reborable QD Bushings with Rebores Charge183	Reborable Taper-Lock Bushings with Rebores Charge191
	Taper-Lock Bushings (English Sizes)184-188	H Type Bushings192
Discontinued Products	PowerGrip GT Belts194-196	Poly Chain GT Sprockets203-204
	PowerGrip GT Twin Power Belts197-198	Poly Chain GT BTS Sprocket Bore Range205
	Poly Chain GT Belts (8mm & 14mm)199	PowerGrip GT Sprockets206
	PowerGrip Twin Power HTD Belts200	PowerGrip HTD Sprockets (5mm, 8mm, 14mm)207-208
	Turned Steel Bored-To-Size Light-Duty Sheaves201	PowerGrip Timing Pulleys209-210
	Tru-Run Hub with Adapter Ring202		

Belts

Description	Page	Description	Page
CarryBand® Belts (Special A PowerBands)	26	PowerGrip® GT® 2 Twin Power® Belts (8mm, 14mm)	93-95
Cotton Cleaner Belts (Special Steel Tensile Timing Belts)	99	PowerGrip HTD Belts (3mm, 5mm)	82-84
Dry Can Belts (Special CC)	49	PowerGrip Timing Belts (MXL, XL, L, H, XH, XXH)	85-92
Easy Splice V-Belting	42	PowerGrip Twin Power Timing Belts (TPXL, TPL, TPH)	96-99
Hi-Power® II Dubl-V Belts (AA, BB, CC, DD)	29-30	PowerRated® V-Belts (67, 68, 69)	54-56
Hi-Power II PowerBand V-Belts (A, B, C, D)	16-19	Predator™ Belts (CP, 3VP, 5VP, 8VP)	9-11
Hi-Power II V-Belts (A, B, C, D, E)	12-15	Round Endless Belts (1/4", 5/16", 3/8", 7/16", 1/2", 9/16")	46-48
Long-Length Belting (Poly Chain GT2, PowerGrip GT2, HTD, Timing)	100-101	Short Length Poly Chain® GT® Belts (8mm)	68
Long-Length Belting/Steel Tensile	102	Speed Flex® Flat Belts	43
Metric Power™ V-Belts	23-25	Super HC® and Super HC Molded Notch Belts (3V, 3VX, 5V, 5VX, 8V)	1-3
Micro-V® Belts (J, L, M)	32-33	Super HC and Super HC Molded Notch PowerBand® Belts (3V, 3VX, 5V, 5VX, 8V)	4-8
Multi-Speed Belts (Variable Speed)	36-40	Supreme V-Link Belting (Link V-Belts)	41
Nu-T-Link* (Link V-Belts)	41	Synchro-Power® PolyUrethane Belting	103-104
Poly Chain® GT® Belts (5mm)	67	Synchro-Power® PolyUrethane Timing Belts	105-108
Poly Chain HTD® Belts (14mm)	69	Tension Meters	109
Poly Chain® GT® 2 Belts (8mm & 14mm)	64-66	TrailRunner® Snowmobile Belts	35
Polyflex® Belts (3M, 5M, 7M, 11M)	57-59	Tri-Power® Molded Notch V-Belts (AX, BX, CX)	20-22
Polyflex JB® Belts (5MJB, 7MJB, 11MJB)	60-63	Truflex® V-Belts (2L, 3L, 4L, 5L)	50-53
Power Cable® Belts (AK, BK, CK)	27-28	Tubewinder Belts (Special Flat Belts)	45
Powercord® Belts 125 and 188	44	Xtreme® Snowmobile Belts	34
Power Curve Belts	31		
PowerGrip® GT® 2 Belts (2mm, 3mm)	70-73		
PowerGrip® GT® 2 Belts (5mm)	74-75		
PowerGrip® GT® 2 Belts (8mm & 14mm)	76-79		
PowerGrip® GT® 2/HTD Belts (20mm)	80-81		



Metal Products

Description	Page	Description	Page
Bored-To-Size Light-Duty Sheaves	143-146	Reborable Taper-Lock Bushings (Minimum Plain Bore)	190
Bushed Light-Duty Sheaves	148-150	Reborable Taper-Lock Bushings with Rebores Charge	191
H Type Bushings	192	Taper-Lock † Bushings (English Sizes)	184-188
Poly Chain GT Idler Hardware	158	Taper-Lock Bushings (Metric Sizes)	189
PowerGrip GT2/HTD Sprockets (20mm)	166-167	Taper-Lock Micro-V J Section Sheaves	142
PowerGrip GT2 Sprockets (2mm, 3mm)	168-170	Taper-Lock Multi-Duty Sheaves	136-141
PowerGrip HTD Sprockets (3mm, 5mm)	171-173	Taper-Lock Sheaves for Super HC Belts	119-126
PowerGrip Timing Pulleys	174-178	Taper-Lock Sprockets for Poly Chain GT2 Belts (8mm & 14mm)	151-157
QD Bushings (English Sizes)	179-181	Taper-Lock Sprockets for PowerGrip GT2 and Poly Chain GT Belts (5mm)	159-160
QD Bushings (Metric Sizes)	182	Taper-Lock Sprockets for PowerGrip GT2 Belts (8mm, 14mm)	161-165
QD Multi-Duty Sheaves	127-135	Variable Pitch Light-Duty Sheaves	147
QD Sheaves for Super HC Belts	110-118		
Reborable QD Bushings (Minimum Plain Bore)	182		
Reborable QD Bushings with Rebores Charge	183		

*Registered trademark of Fenner Manheim

† Registered trademark of Reliance Electric





Introduction

Gates Belt Drive Systems — No. 1 Choice of Industry

It is a fact that Gates belt drive systems offer more advantages — the best value — than any other method of power transmission. The overwhelming popularity of Gates drive systems today can be attributed largely to the outstanding global role of The Gates Rubber Company.

In 1917, Gates designed and produced the first rubber-and-textile belt. This event marked the beginning of a momentous era in which Gates has led the industry in a continuing program of developing new belts and improving existing belts in anticipation of industry's needs.

Through the years, Gates continues to make significant strides in specialized research, product development, testing and overnight availability of power transmission products.

Gates knows that even with the strongest product line in the business, we are only as good as our distributors. They are our most vital link with all the customers in their service area.



How Our History Affects Your Future

Gates belts are the No. 1 choice of industry thanks to our aggressive policy of product innovation, improvement through research and development and worldwide product availability.

- | | |
|--|--|
| <p>1959 A revolutionary new V-belt — Super HC® — was developed and produced by Gates. This V-belt handles the complete range of drive horsepower requirements with three narrow cross sections instead of the five regular cross sections needed for conventional heavy-duty V-belts.</p> <p>1965 The PowerBand® Belt was introduced. For the first time, industry was given an effective solution to the costly and annoying problems of belt whip and turnover, which can happen on pulsating or shock-load drives, particularly in oil field applications.</p> <p>1974 Gates came out with its new Hi-Power® II (successor to Hi-Power) V-Belts and PowerBand Belts — with a 20.8% to 48.6% increase in horsepower based on popular electric motor speeds and sheave diameters.</p> <p>1975 Tri-Power® Molded Notch V-Belts were added to the Gates line. Gates entered the rapidly developing Timing Belt field. We introduced the first in the line of top-quality synchronous belts.</p> <p>1977 Gates produced the Super HC Molded Notch V-Belt. It still provides extra high capacity and allows the use of smaller diameter sheaves for energy and weight savings.</p> <p>1980's Gates came out with a V-ribbed belt later to be known as the Micro-V® Belt. Today's Micro-V Belt is superior to other V-ribbed belts due to the exclusive truncated V's. This unique feature increases flexibility, reduces heat buildup, and performs at extra high speeds on smaller diameter sheaves.</p> <p>1986 We further strengthened our position as the world leader in the manufacture of all belts, including synchronous belts, by acquiring the Uniroyal Power Transmission Company. That same year, Gates produced the revolutionary Poly Chain® GT® Belt for</p> | <p>its synchronous line, — a practically maintenance-free belt lasting up to five times longer than problem roller chain drives. One year later, Gates pioneered the Polyflex® JB® Belt, which transmitted higher loads at higher speeds in less space.</p> <p>1991 Gates became a metal manufacturer by creating a Manufacturing Strategic Alliance (MSA) with Dodge, a subsidiary of Reliance Electric. Through this alliance, Gates offers the most complete line of belt drive system components.</p> <p>1993 Gates introduced the new PowerGrip GT® belt. PowerGrip GT belts are the quietest belts available in the market today.</p> <p>1995 Predator® PowerBand belts were introduced for tough, heavily shock-loaded applications in the oilfield, sand and gravel, pulp and paper industries.</p> <p>1997 Gates used its 30 years of experience in European metric V-Belt production to introduce Metric Power™ V-Belts in the United States.</p> <p>1999 Gates revolutionary Vextra® construction was introduced for longer life in bandless V-belts.</p> <p>2000 Gates redesigns its synchronous belt offerings to provide higher horsepower ratings and new sizes to meet the needs of more applications. New constructions include PolyChain® GT® 2, PowerGrip® GT® 2 and Twin Power® PowerGrip® GT® 2.</p> <p>2001 Gates introduces the specialty line of V-belts for power turns on conveyors, called Power Curve™ belts.</p> <p>2002 Gates begins production of Vextra® construction Metric Power™ V-belts.</p> |
|--|--|



GATES POWER TRANSMISSION

THE WORLD'S BEST BELT DRIVE SYSTEMS AND A WHOLE COMPANY BEHIND THEM

Whether it's an OEM design, a replacement belt, a drive system upgrade or a problem to be solved, Gates provides more quality products, expert support and productivity improvement tools than anybody in the business. Beginning with the invention of the V-belt in 1917, Gates continues to lead the industry with a long list of innovations and unmatched customer support that improve power transmission (PT), positioning and motion control performance, efficiency, reliability and economy. It all adds up to value – the Gates difference.


Gates Powered Solutions

When you choose Gates, you get more than the strongest, most advanced PT product line. Behind our industry-leading synchronous and V-belt drive systems is an entire company of PT professionals – armed with solutions. From expert field sales representatives and application engineers to full-time troubleshooters and knowledgeable local distributors. Gates offers the kind of support that leads to trust and value. That's why Gates is *The Driving Force in Power Transmission*.



GATES SUPPORT IS THERE WHEN YOU NEED IT

The unmatched support behind our products sets Gates apart from competitive brands. Our people offer complete solutions, solve problems and deliver service. It's support you can count on. Without question.



Application Engineering Assistance

Designing the right drive is a complex proposition, affecting everything from performance to lifetime cost – and ultimately, the overall value of the drive investment. Gates Product Application (PA) Engineers are here to help. They work with end-users and distributors to develop best-value drive solutions and solve problems. They're available every business day at 303-744-5800. Call on them for answers to questions, help in selecting drive components or for an immediate problem solution. When necessary, they'll visit your site to assist in resolving particularly difficult challenges.

Experienced, Award-winning Field Sales Representatives

Their title is District Sales Manager. But these Gates professionals represent far more. They are the Gates interface between the company and our customers. All are experienced in the PT field. Their strengths include a thorough understanding of the latest technologies, extensive drive design expertise and problem-solving capabilities. If you're looking for a solution, come to Gates.

Local/National Distribution Network

Gates understands that even with the best product line, we're only as good as our authorized distributor partners. And we have the best network in the business. Gates distributors are the vital link between Gates and the users of our PT products. They have in-depth knowledge of Gates PT products, maintain local inventories for timely delivery, provide belt drive training and education and assist customers in drive design and component selection.

Global Manufacturing Quality and Consistency

No matter where in the world Gates PT products are made, one thing is sure: We deliver uncompromising, unmatched quality and consistency. Applying the principles of proven business concepts such as Lean Manufacturing, Six Sigma and ISO 9000, we continually implement ways to improve processes, reduce waste, enhance productivity and develop more precise manufacturing techniques. This approach has made Gates the PT value leader worldwide.



Education and Training

A belt drive may look simple, but there's a lot to know to obtain the best performance, life and value. Gates education and training programs cover it all. Programs include basic and advanced training on belt drive systems and drive design, our exclusive Belt Drive Preventive Maintenance and Safety

Seminars and custom programs tailored for specific industries. All are available for distributor and customer employees – on site and at no charge. Gates also offers “distance learning” via the Internet on topics ranging from drive design to belt maintenance.

Product Development and Testing

Gates is at the forefront in introducing new technologies and uses for belts as well as improving existing products and systems. Our R&D engineers continually evaluate new chemistry, materials and construction to enhance performance and value. Multiple tests verify everything including

product life, strength, heat/cold capability, chemical resistance, stretch and many other important characteristics. Production run belts are stringently tested at the manufacturing facility for quality. Bottom line: You can be confident that Gates drives will work the way they're designed to work.

Made To Order Belts and Metals

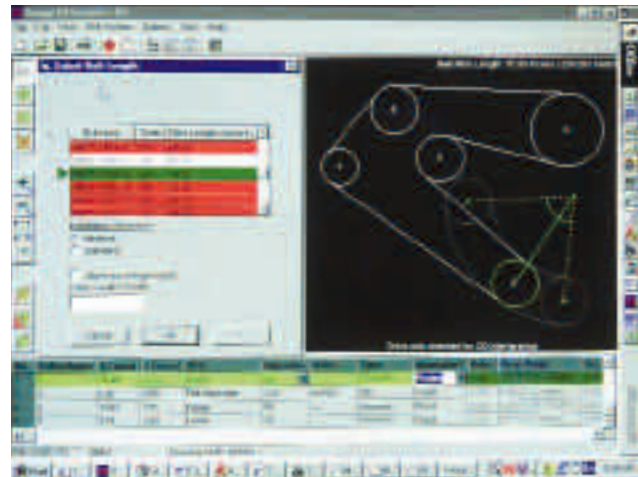
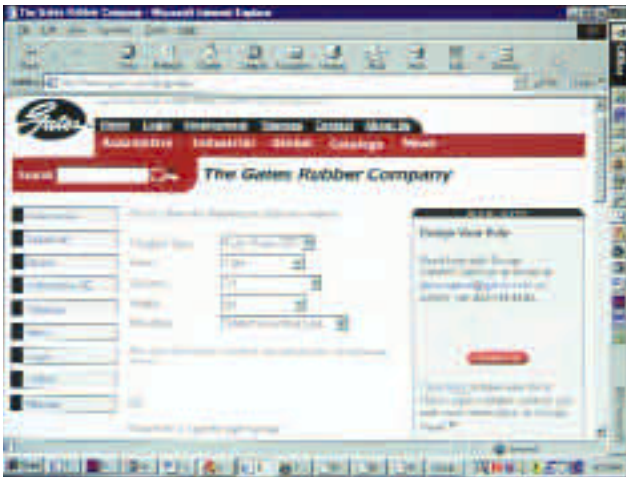
When off-the-shelf products won't meet your needs, call on Gates to provide prototype and production pulleys, sheaves, sprockets and belts to meet

your design specs. If you can design it, Gates can make it – in quantities from one to a million. We even offer engineering assistance in the search for a unique application solution. For more info, call 800-709-6001.



TOOLS TO MAKE THE JOB FASTER, BETTER, LOWER COST

Whether driven by people, equipment or technology, Gates provides a wide range of tools to optimize PT performance and deliver the best value to customers in return for their investment in Gates products.



Software Design Suite

The often time-consuming task of designing the right belt drive system is made faster, easier and more accurate with Gates free software programs. These tools enable engineers, designers and specifiers to do in minutes what used to take hours or days.

Design Flex® – This powerful drive design program lets you input V-belt or synchronous belt drive design parameters and within seconds generate multiple solutions. It even calculates payback time and energy efficiency. You choose the design that best fits your needs. Download a copy from the Gates Web site at www.gates.com/designflex.

Design View™ – A fast, easy way to obtain engineering drawings of Gates synchronous belt drive sprockets. Accessed online, the program provides 2-D drawings that can be downloaded in AutoCad (.dwg), Word (.doc), Generic (.dxf) and Web (.dwm) formats. Save hours in the design process.

Design IQ™ – Similar to Design Flex, this program provides comprehensive specification design of multi-point serpentine drives, including changing load conditions. Another time-saving tool from Gates.



Gates Plant Survey

Local Gates representatives will visit your plant location to conduct an evaluation of belt drive performance. Every drive in the plant is inspected to determine the status of components. Drive operating conditions are analyzed, including alignment and belt tensioning. Information is

gathered on application requirements and a drive design program is developed to optimize all drives. The goal is to design a better PT or motion control system, drive by drive, enhancing performance and value for your overall operation – all at no cost to you.

Preventive Maintenance and Safety Program

Optimum belt drive performance and value require proper maintenance and safety practices. Inspection and replacement of belts and drive components before they fail, combined with safe procedures, reduces costly downtime and production delays, resulting in trouble-free operation and better overall value. Gates offers the industry's most effective maintenance and safety program to save you time and money while creating a safer operating environment for employees. Our free seminars and detailed manual cover it all, step by step.



UPC Bar Codes

All Gates industrial belts come with a UPC bar code on the box, belt sleeve, or on our new belt bar code tags. Bar codes make receiving, inventory control, product identification and belt replacement faster and easier. Codes meet global standards and UCC/EAN specifications. Each tag includes a removable identification sticker, with part number, that can be placed on equipment for easy and timely replacement ordering.



EZ Align™

Laser Alignment Tool

EZ Align enables precision drive alignment to help prolong belt and pulley life, reduce vibration and belt noise and decrease downtime. Using reflected laser line technology, it quickly identifies any misalignment. Lightweight and portable, EZ Align works on synchronous or V-belt drives with center distances of up to six feet.



gates.com

A valuable resource for Gates distributors and customers is our powerful Website – gates.com. A wealth of information and tools is available free of charge. Use the Vextra® Savings Calculator to quickly determine savings that can be achieved using our Vextra V-belts. Check out GatesFacts® technical library for selection, maintenance and replacement of PT products. Review and/or download electronic catalogs and design manuals and the latest version of Gates drive design programs. Join PT Talk, an online open discussion of PT issues. Visit soon.



Belt Tension Testers

Improper belt tension, high or low, can cause expensive drive problems. Today's high power capacity belts require more than an "educated thumb." Gates offers a variety of tension gauges for easy, accurate measurement and adjustment on V-belt and synchronous drives. Proper tensioning will extend belt life, contribute to less wear on drive components and reduce costly downtime.




HARD WORKING, HIGH PERFORMING SYNCHRONOUS DRIVE SYSTEMS

Synchronous belt drives are used more extensively than ever for the transfer of power from one shaft to another, multiplication of torque, speed reduction or increase, and synchronization of shaft operations. Low speed, high speed or any speed in between, Gates has total synchronous belt drive solutions for power transmission, positioning and motion control.

The latest innovations in Gates synchronous drive systems are two redesigned and reengineered belt and sprocket lines. They are the clear winners in overall cost, drive selection options and performance when compared to any other belt drive or roller chain products on the market today.

Poly Chain® GT²

The optimal choice in meeting your needs for low-speed (below 500 rpm), high-torque drive applications. The powerful Poly Chain GT2 polyurethane belt drive system will outperform roller chain drives and any rubber belt drive system on the market today, delivering the lowest-cost belt drive system available for low-speed, high-torque applications.



Among the many benefits of Gates synchronous belt drive systems:

Reduced downtime

Reduced overall drive cost

Reduced drive package size

Increased component life


Increased performance

Energy savings

Reduced acquisition costs

Reduced transaction costs

Increased drive design options



PowerGrip® GT²

The performance choice for a wide variety of high-speed (above 500 rpm) drive applications. Developed using Gates design criteria to eliminate the waste of over-engineering, PowerGrip GT2 drives will deliver more power at a lower overall cost than any other rubber synchronous belt drive system available.



INNOVATIVE V-BELT DRIVE SYSTEMS FOR EVERY APPLICATION

Gates made the very first V-belt in 1917. Decades later, we're still the leader in the field with the broadest array of V-belts, sheaves and bushings – all designed, engineered and manufactured through the application of Gates advanced technologies.

Problem-solving V-Belts

Over the years, Gates has developed a variety of V-belt solutions for specific application requirements. These include PowerBand® belts that tie two or more strands together to give extra strength and to handle extreme shock loads. Micro-V® belts are specifically designed for small diameter pulleys with backside idlers. If you have a problem, Gates makes a hard-working belt that provides the solution.



Specialty V-Belts

A wide variety of specialty applications require specialty belts, like flat or round belts. And Gates has them. With products like Speedflex®, Polyflex® PowerCurve™, Power Cable™, Tube Winder, Easy-Splice and Nu-T-Link, Gates V-belts get as specialized as any application.



V80® Matching System

When it comes to matched belts, there's little room for error. A tiny fraction of an inch can make or break a belt drive. This system from Gates makes it easy to identify matched belts. All Gates belts

carrying the V80 logo are manufactured to exceed RMA matching standards. V80 belts of the same size and type will provide a perfect match – every time. Belts currently available in the Gates V80 system include Hi-Power®, Super HC®, Tri-Power® and Metric Power™.



Vextra® Construction

There's never been anything like Vextra, a unique belt construction that increases service life up to 33% by eliminating stretch and elongation problems. Available in Gates Tri-Power and Super HC molded notch belts. Vextra technology is based on a pro-

prietary, oil and heat resistant, static conductive rubber material that eliminates the need for cross cord. Incorporating a uniquely engineered tensile member, Vextra construction provides an unbeatable combination of flex and load carrying capacity, reduced stretch and incredible cord adhesion. It all adds up to less drive maintenance and more uptime.



Narrow V-Belts

To save space, weight and dollars, Gates Super HC® and Super HC molded notch belts are the choice. These narrow belts, with concave sidewalls, transmit higher horsepower for applications requiring high speeds, high speed ratios or small sheave diameters.

Classical V-Belts


These Gates belts, including Hi-Power® II and Tri-Power® molded notch belts, are the best choice for classical, conventional drive applications. Featuring precision-machined sidewalls, they're designed for long service life, even in heavy-duty operating conditions.



Metric Power™ V-Belts


This belt line provides the benefits of Gates V-belt technology for users in the United States who require metric sizes. Available in narrow and classical construction, they're


also available on a made-to-order basis in variable speed sizes. Metric Power belts add a new dimension to the Gates V-belt product offering.



PUT GATES TO WORK ON YOUR APPLICATIONS

Rugged, heavy-duty environments or precision equipment. Low-speed or high-speed operation. Low-torque or high-torque requirements. V-belt or synchronous drives. For power transmission, positioning or motion control. Whatever and wherever the need, you'll find Gates PT belt drive systems at work in applications across a broad range of industries – always adding optimal performance, reliability and value to the process.





*Automotive
Manufacturing*

Food Processing

Lumber

*Stone, Clay, Glass,
Concrete*

Mines and Quarries

Paper

Medical Equipment

HVAC

Conveyors

Textile Mill Products

*Petroleum Refining
and Related Industries*

Precision Products



POWER YOUR PROCESS WITH GATES SOLUTIONS

When compared to the constant lubrication problems associated with chain drives, or the mechanical problems and high costs of gear drives, belt drive systems are the logical, cost-effective means of power transmission, positioning and motion control. And nobody knows more about belt drives than Gates.

Whether it's a synchronous or V-belt application, Gates has the products, the support and the tools to make it work better, longer and at a lower overall cost.

Whatever *your* challenges are, Gates has the solutions. Contact your Gates representative today.





Industrial Belt Products Suggested List Prices

19993
January, 2003
Supersedes January, 2001

General Information

AIRCRAFT POLICY

WARNING! BE SAFE! Do not use Gates belts, pulleys or sprockets on aircraft propeller or rotor drive systems or in-flight accessory drives. Gates products are not designed or intended for aircraft use.

Dimensions

Gates reserves the right to make changes in design or dimensions of standard products to improve their quality or to accommodate improved manufacturing techniques. All dimensions in this catalog are for reference only.

Weights

All weights are close approximations and may vary slightly from actual weights.



Glossary

Ordering Terminology

Customer Pack — “Customer pack” quantities are listed for Super HC®, Super HC Molded Notch, Hi-Power® II, Tri-Power®, Power Cable®, Truflex®, and PoweRated® belts. These quantities are 1, 5 or 10. Products with a customer pack of 1 are inventoried in bulk; these products are not individually boxed.

NOTE: Customer pack quantities are not available for synchronous belts.

Made-To-Order (MTO) Belt and Metal Products — MTO products require production lead time and minimum production quantities. Check with Customer Service for details.

PBL — “Private Brand Label” of Gates standard line belts. Available upon customer request. PBL products are made-to-order and may require additional lead times and cost.

Standard/Non-Stock Belt Products — These products do not require minimum production quantities but may require production lead time. Check with Customer Service for details.

Standard/Non-Stock Metal Products — These products do not require minimum production quantities but may require production lead time. Check with Customer Service for details.

Stock Belt Products — Products in this Catalog are stock unless otherwise noted.

Belt Products Terminology

Aramid Tensile Members — Available in several stock lines and on an MTO basis. They are also referred to as Kevlar* or Fleten**.

Arched Top — Construction feature which provides superior strength to prevent distortion of the tensile section.

Banded Belts — Belts with a fabric cover over the belt body. They are also referred to as wrapped or covered belts.

Bandless Belts — Belts with no fabric cover. They are also referred to as cut edge, raw edge or machined edge.

Bareback Belts — Belts manufactured without rubber material being applied to the outside surface of the banded belt. They are also known as low friction, dry cover or clutching cover.

Belt Body — The main part of any belt that generally surrounds, supports and protects the load-carrying tensile cords.

Compounds — Mixtures of rubber, plastics and other materials which are used to form the body of the belt.

Concave Sides (U.S. Patent 1813698) — Construction which allows belt to make uniform contact with sheave groove, thus distributing wear uniformly.

Datum Diameter — A system which defines specific sheave and belt dimensions, previously known as the pitch system (diameter or length) for classical belts and sheaves.

Effective Length (E.L.) — A standard length measurement that accounts for varying construction and manufacturing methods in the industry. The length is determined by adding the effective circumference to twice the measured center distance using sheaves and an applied tension specified by the RMA.

Flex-Bonded Cords — Strong chemical bond between rubber body and tensile cord. Allows for absorption of bending stress and long service life. Avoids premature failure due to cord separation.

Flex-Weave™ Cover — Patented nylon and cotton blended fabric construction which increases flexibility and reduces cover stress providing longer cover life and longer protection of belt core.

Gates Curves — Belts with this feature compensate for effects that occur when a V-belt bends in a sheave. Curved belts feature concave sides, radius relief and arched tops.





Glossary (continued)

Belt Products Terminology (continued)

Hi-Power® II Belt — Gates trade name for belts commonly referred to as classical, wedge or conventional.

Idler — 1) a non-powered pulley, sheave, sprocket or wheel around which a belt travels. 2) a non-powered roll or rolls supporting a belt.

Metric Power™ Belt — Gates trade name for molded notch, narrow and classical section V-belts in metric sizes.

Micro-V® Belt — Gates trade name for belts commonly referred to as V-ribbed, multi-rib and Poly-V†.

Molded Notch Belts — Often referred to as cogged, notched or cut notch belts. Notches reduce bending stress.

Multi-Speed — Gates trade name for products commonly referred to as variable speed, wide range variable speed, adjustable speed and variable pitch.

Oil and Heat Resistance (OHR) — Property of the belt which allows it to withstand the affects of oil, heat, sunlight, ozone, weather and aging.

Outside Circumference (O.C.) — The circumference (total length) measured around the outside of the belt, typically with a tape, while the belt is still on the drive. This measurement can be used to determine the closest belt length when a part number is not available.

Poly Chain® GT® Belt — Gates trade name for a premium, high torque, polyurethane, synchronous belt with aramid tensile cord.

Polyflex® Belt — a Gates trademark for a polyurethane V-belt which is often used in high precision drives, such as machine tools and small appliances.

Polyflex® JB® Belt — a Gates trademark for two or more joined polyurethane V-belts.

PowerBand® Belt — Gates trade name for two or more belts joined together at the top of the belt. It is also referred to as a joined or banded belt.

PowerGrip® Belt — Gates tradename for several synchronous product lines including timing, HTD®, GT®2 and twin power.

PowerRated® Belt — Gates trade name for a line of premium fractional horsepower belts.

PowerGrip® HTD®/GT®2 Belt — Gates trade name for a high-torque drive system with a curvilinear tooth profile. These belts are often referred to as Gilmer, timing, positive or synchronous belts. They are sometimes referred to, in error, as cogged or notched belts.

Predator® Belt — Gates trade name for the most aggressive PowerBand V-belt made for shockloaded applications. Predator belt construction is available in narrow and classical profiles.

Radius Relief — Construction which minimizes corner wear and works with concave sides to assure proper support of the belt.

Super HC®/Super HC® Molded Notch — Gates trade name for a drive system commonly known as narrow or deep wedge.

Superior Length Stability — Assures V-belts require less retensioning and take-up during their service.

Synchronous — Generic term used for power transmission drive systems utilizing toothed belts in mesh with grooved pulleys or sprockets. These systems are also referred to as Gilmer or timing.

Tensile Cord — V-belts typically use special polyester cords, with aramid used in some specialty belts, such as Power Cable and PowerRated belts. Synchronous belts generally have fiberglass cords, except for the aramid fiber used in Poly Chain GT belts. Steel is rarely used, except in some special or Made-to-Order synchronous belts.

Tooth Facing — Specially woven and treated nylon fabric that reduces friction of the belt in the sprocket and resists abrasion and other tooth damage.

Tri-Power® — Gates trade name for molded notch classical section or conventional belts.

Truflex® — Gates trade name for Fractional Horsepower (FHP) light duty belts.

Truncated Rib — Construction profile which provides improved crack resistance, higher load-carrying capacity and improved flex fatigue resistance.

V80® — Gates trade name for V-belt matching system that meets RMA tolerances. Any V-80 belt will match and perform with any other V-80 belt of the same size and type.

The following Super HC, Hi-Power II and Tri-Power belts are V80 belts:

Individual V-Belts

3VX250-3VX1400	D105-D660
5VX450-5VX2000	E180-E660
AX22-AX173	B112PC-B500PC
BX28-BX300	XPZ562-SPZ3550
CX51-CX360	XPA630-SPA4500
3V250-3V1400	XPB1250-SPB8000
5V500-5V3550	XPC1800-SPC10600
8V1000-8V5600	10X530Li-10X1750Li
A24-A180	13X715Li-13X4000Li
B28-B315	17X875Li-17X8636Li
C48-C420	

PowerBand V-Belts

3VX250-3VX1400	A62-A180**
3V800-3V1400	B62-B315
5VX500-5VX2000	C68-C420
5V670-5V3550	D144-D660

Power Transmission Metal Terminology

Bushings — A hub system that allows adaptation of sheaves, pulleys and sprockets to varying shaft sizes. Common bushing systems offered by Gates are QD and Taper-Lock*.

Pulley — A common term which usually refers to sheaves, sprockets or pulleys. The term correctly used applies to metal used for PowerGrip timing belts.

Sheaves — Metal products with “V” shaped grooves specially designed for various types of V-belts.

Sprockets — Metal products for high torque synchronous power transmission systems, such as PowerGrip HTD and Poly Chain GT belts. Sprockets are specifically designed to transmit power with only the corresponding belt product line.

†Poly-V is a registered trademark of Goodyear Corporation.
*Taper-Lock is a registered trademark of Reliance Electric.

**These products may be made-to-order. Check with Customer Service for availability.





Super HC[®] and Super HC[®] Molded Notch Belts

NARROW SECTION V-BELTS



Markets/Applications

Suitable for all industrial applications, particularly where space, weight and horsepower capacity are critical.

Features/Advantages

- Oil and Heat Resistant
- Narrow Construction
- Static Conductive
- Molded Notches*
- Vextra[®] Construction*
- Gates Curves**

Features/Advantages (continued)

- Flex-Bonded Cords
- Flex-Weave[™] Cover**
- Machined Edge for Even Wedging*

*Molded notch belt feature

**Banded belt feature



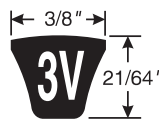
How to Describe and Order

Specify the quantity required followed by the part number.

Gates Super HC V-Belts are available in 3V, 5V and 8V sizes. Gates Super HC Molded Notch V-Belts are available in 3VX and 5VX sizes up through 200 inches.

Product No. Series 9332

3V Section

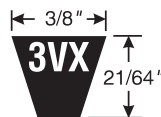


Part No.	Suggested List Price	Product No.	Belt O.C. (In.)	Wt. Ea. (Lbs.)	Customer Pack
3V250	\$10.34	9332-0250	25.0	.12	1
3V265	10.60	9332-0265	26.5	.14	1
3V280	10.86	9332-0280	28.0	.15	1
3V300	11.14	9332-0300	30.0	.18	1
3V315	11.67	9332-0315	31.5	.20	1
3V335	11.93	9332-0335	33.5	.21	1
3V355	12.46	9332-0355	35.5	.22	1
3V375	12.72	9332-0375	37.5	.23	10
3V400	13.52	9332-0400	40.0	.24	1
3V425	14.05	9332-0425	42.5	.26	1
3V450	14.58	9332-0450	45.0	.27	1
3V475	15.10	9332-0475	47.5	.28	1
3V500	15.38	9332-0500	50.0	.29	10
3V530	15.91	9332-0530	53.0	.30	10
3V560	16.43	9332-0560	56.0	.32	10
3V600	17.22	9332-0600	60.0	.34	10

Part No.	Suggested List Price	Product No.	Belt O.C. (In.)	Wt. Ea. (Lbs.)	Customer Pack
3V630	\$17.76	9332-0630	63.0	.35	10
3V670	18.55	9332-0670	67.0	.37	10
3V710	19.62	9332-0710	71.0	.39	10
3V750	20.68	9332-0750	75.0	.40	10
3V800	22.01	9332-0800	80.0	.43	10
3V850	23.58	9332-0850	85.0	.45	10
3V900	25.44	9332-0900	90.0	.47	10
3V950	26.77	9332-0950	95.0	.49	1
3V1000	28.37	9332-1000	100.0	.52	10
3V1060	29.95	9332-1060	106.0	.61	1
3V1120	32.60	9332-1120	112.0	.63	1
3V1180	34.73	9332-1180	118.0	.65	1
3V1250	37.11	9332-1250	125.0	.69	1
3V1320	39.23	9332-1320	132.0	.72	1
3V1400	41.61	9332-1400	140.0	.75	1

Product No. Series 9412

3VX Section



Part No.	Suggested List Price	Product No.	Belt O.C. (In.)	Wt. Ea. (Lbs.)	Customer Pack
3VX250	\$10.34	9412-0250	25.0	.12	1
3VX265	10.61	9412-0265	26.5	.13	1
3VX280	10.86	9412-0280	28.0	.16	1
3VX300	11.14	9412-0300	30.0	.17	1
3VX315	11.67	9412-0315	31.5	.18	10
3VX335	11.93	9412-0335	33.5	.19	1
3VX355	12.46	9412-0355	35.5	.20	1
3VX375	12.72	9412-0375	37.5	.21	10
3VX400	13.52	9412-0400	40.0	.24	10
3VX425	14.05	9412-0425	42.5	.25	10
3VX450	14.58	9412-0450	45.0	.26	10
3VX475	15.10	9412-0475	47.5	.27	10
3VX500	15.38	9412-0500	50.0	.28	10
3VX530	15.91	9412-0530	53.0	.30	10
3VX560	16.43	9412-0560	56.0	.31	10
3VX600	17.22	9412-0600	60.0	.33	10

Part No.	Suggested List Price	Product No.	Belt O.C. (In.)	Wt. Ea. (Lbs.)	Customer Pack
3VX630	\$17.76	9412-0630	63.0	.34	10
3VX670	18.55	9412-0670	67.0	.36	10
3VX710	19.62	9412-0710	71.0	.37	10
3VX750	20.68	9412-0750	75.0	.39	10
3VX800	22.01	9412-0800	80.0	.41	10
3VX850	23.58	9412-0850	85.0	.43	10
3VX900	25.44	9412-0900	90.0	.45	10
3VX950	26.77	9412-0950	95.0	.48	1
3VX1000	28.37	9412-1000	100.0	.50	1
3VX1060	29.95	9412-1060	106.0	.53	1
3VX1120	32.60	9412-1120	112.0	.56	1
3VX1180	34.73	9412-1180	118.0	.61	1
3VX1250	37.11	9412-1250	125.0	.65	1
3VX1320	39.23	9412-1320	132.0	.69	1
3VX1400	41.61	9412-1400	140.0	.74	1

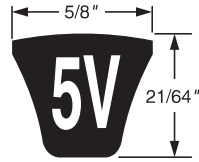
Prices Subject To Change Without Notice





NARROW SECTION V-BELTS

Super HC[®] and Super HC[®] Molded Notch Belts (continued)



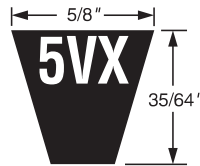
Product No. Series 9334

5V Section



Part No.	Suggested List Price	Product No.	Belt O.C. (In.)	Wt. Ea. (Lbs.)	Customer Pack
5V500	\$32.60	9334-0500	50.0	.69	1
5V530	33.93	9334-0530	53.0	.73	1
5V560	35.53	9334-0560	56.0	.76	1
5V600	38.44	9334-0600	60.0	.85	1
5V630	40.29	9334-0630	63.0	.95	1
5V670	42.94	9334-0670	67.0	1.00	1
5V710	45.59	9334-0710	71.0	1.05	1
5V750	48.25	9334-0750	75.0	1.10	1
5V800	51.44	9334-0800	80.0	1.13	10
5V850	55.42	9334-0850	85.0	1.24	10
5V900	57.52	9334-0900	90.0	1.27	10
5V950	61.78	9334-0950	95.0	1.37	10
5V1000	65.21	9334-1000	100.0	1.42	10
5V1060	69.19	9334-1060	106.0	1.48	10
5V1120	73.17	9334-1120	112.0	1.57	10
5V1180	77.14	9334-1180	118.0	1.66	10
5V1250	81.91	9334-1250	125.0	1.76	10
5V1320	86.42	9334-1320	132.0	1.91	1

Part No.	Suggested List Price	Product No.	Belt O.C. (In.)	Wt. Ea. (Lbs.)	Customer Pack
5V1400	\$91.19	9334-1400	140.0	2.01	10
5V1500	98.08	9334-1500	150.0	2.18	10
5V1600	104.72	9334-1600	160.0	2.31	10
5V1700	111.34	9334-1700	170.0	2.44	10
5V1800	118.23	9334-1800	180.0	2.57	10
5V1900	125.13	9334-1900	190.0	2.71	10
5V2000	132.01	9334-2000	200.0	2.84	10
5V2120	140.23	9334-2120	212.0	3.05	10
5V2240	148.47	9334-2240	224.0	3.26	1
5V2360	155.88	9334-2360	236.0	3.42	1
5V2500	165.14	9334-2500	250.0	3.61	1
5V2650	175.48	9334-2650	265.0	3.81	1
5V2800	185.05	9334-2800	280.0	4.15	10
5V3000	198.03	9334-3000	300.0	4.41	1
5V3150	207.84	9334-3150	315.0	4.63	1
5V3350	221.09	9334-3350	335.0	4.90	1
5V3550	234.35	9334-3550	355.0	5.16	1



Product No. Series 9414

5VX Section



Part No.	Suggested List Price	Product No.	Belt O.C. (In.)	Wt. Ea. (Lbs.)	Customer Pack
5VX450	\$29.43	9414-0450	45.0	.59	1
5VX470	30.64	9414-0470	47.0	.62	1
5VX490	31.95	9414-0490	49.0	.65	1
5VX500	32.60	9414-0500	50.0	.66	1
5VX510	33.25	9414-0510	51.0	.67	1
5VX530	33.93	9414-0530	53.0	.69	1
5VX540	34.57	9414-0540	54.0	.70	1
5VX550	35.21	9414-0550	55.0	.71	1
5VX560	35.53	9414-0560	56.0	.73	1
5VX570	36.16	9414-0570	57.0	.74	1
5VX580	37.16	9414-0580	58.0	.75	1
5VX590	37.80	9414-0590	59.0	.76	1
5VX600	38.44	9414-0600	60.0	.78	1
5VX610	39.08	9414-0610	61.0	.79	1
5VX630	40.29	9414-0630	63.0	.89	1
5VX650	41.67	9414-0650	65.0	.90	1
5VX660	42.31	9414-0660	66.0	.91	1
5VX670	42.94	9414-0670	67.0	.92	5
5VX680	43.58	9414-0680	68.0	.93	10
5VX690	44.22	9414-0690	69.0	.93	1
5VX710	45.59	9414-0710	71.0	.94	1
5VX730	46.87	9414-0730	73.0	.96	10
5VX740	47.51	9414-0740	74.0	1.00	1
5VX750	48.25	9414-0750	75.0	1.04	1
5VX780	50.70	9414-0780	78.0	1.02	1
5VX800	51.44	9414-0800	80.0	1.06	1
5VX810	52.08	9414-0810	81.0	1.07	1

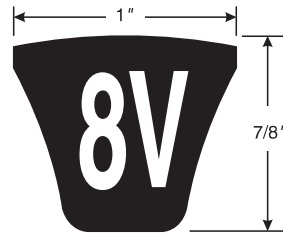
Part No.	Suggested List Price	Product No.	Belt O.C. (In.)	Wt. Ea. (Lbs.)	Customer Pack
5VX830	\$53.37	9414-0830	83.0	1.10	1
5VX840	54.77	9414-0840	84.0	1.11	1
5VX850	55.42	9414-0850	85.0	1.25	1
5VX860	56.07	9414-0860	86.0	1.26	1
5VX880	56.80	9414-0880	88.0	1.27	1
5VX900	57.52	9414-0900	90.0	1.28	10
5VX930	60.45	9414-0930	93.0	1.32	1
5VX950	61.78	9414-0950	95.0	1.38	1
5VX960	63.50	9414-0960	96.0	1.39	10
5VX1000	65.21	9414-1000	100.0	1.41	10
5VX1030	67.17	9414-1030	103.0	1.45	1
5VX1060	69.19	9414-1060	106.0	1.49	10
5VX1080	70.49	9414-1080	108.0	1.51	1
5VX1120	73.17	9414-1120	112.0	1.56	10
5VX1150	75.12	9414-1150	115.0	1.60	1
5VX1180	77.14	9414-1180	118.0	1.67	10
5VX1230	80.56	9414-1230	123.0	1.73	1
5VX1250	81.91	9414-1250	125.0	1.76	1
5VX1320	86.42	9414-1320	132.0	1.85	1
5VX1400	91.19	9414-1400	140.0	2.02	1
5VX1500	98.08	9414-1500	150.0	2.17	1
5VX1600	104.72	9414-1600	160.0	2.30	1
5VX1700	111.34	9414-1700	170.0	2.43	1
5VX1800	118.23	9414-1800	180.0	2.56	1
5VX1900	125.13	9414-1900	190.0	2.69	1
5VX2000	132.01	9414-2000	200.0	2.82	1

Prices Subject To Change Without Notice





Super HC[®] and Super HC[®] Molded Notch Belts (continued)



Product No. Series 9336

8V Section



Part No.	Suggested List Price	Product No.	Belt O.C. (In.)	Wt. Ea. (Lbs.)	Customer Pack
8V1000	\$124.60	9336-1000	100.0	3.66	1
8V1060	132.01	9336-1060	106.0	3.87	1
8V1120	139.70	9336-1120	112.0	4.22	10
8V1180	147.39	9336-1180	118.0	4.42	10
8V1250	156.13	9336-1250	125.0	4.66	10
8V1320	164.90	9336-1320	132.0	4.91	10
8V1400	174.96	9336-1400	140.0	5.21	10
8V1500	187.69	9336-1500	150.0	5.53	10
8V1600	200.15	9336-1600	160.0	5.87	10
8V1700	214.73	9336-1700	170.0	6.43	1
8V1800	226.39	9336-1800	180.0	6.78	1
8V1900	239.38	9336-1900	190.0	7.12	1
8V2000	252.38	9336-2000	200.0	7.47	1
8V2120	268.01	9336-2120	212.0	7.88	1
8V2240	282.58	9336-2240	224.0	7.99	1

Part No.	Suggested List Price	Product No.	Belt O.C. (In.)	Wt. Ea. (Lbs.)	Customer Pack
8V2360	\$297.18	9336-2360	236.0	8.97	1
8V2500	314.66	9336-2500	250.0	9.46	1
8V2650	333.76	9336-2650	265.0	9.97	1
8V2800	353.38	9336-2800	280.0	10.49	1
8V3000	378.56	9336-3000	300.0	11.18	1
8V3150	397.92	9336-3150	315.0	11.70	1
8V3350	423.63	9336-3350	335.0	12.39	1
8V3550	448.81	9336-3550	355.0	13.31	1
8V3750	474.52	9336-3750	375.0	14.00	1
8V4000	507.40	9336-4000	400.0	14.86	1
8V4250	540.27	9336-4250	425.0	15.72	1
8V4500	573.13	9336-4500	450.0	16.88	1
8V4750	606.01	9336-4750	475.0	17.74	1
8V5000	638.89	9336-5000	500.0	18.60	1
8V5600	717.89	9336-5600	560.0	21.47	1

NARROW SECTION V-BELTS


Prices Subject To Change Without Notice





NARROW SECTION V-BELTS

Super HC[®] and Super HC[®] Molded Notch PowerBand[®] Belts



Markets/Applications

Suitable for all industrial applications requiring joined belts to prevent span stability problems.

Features/Advantages

- Oil and Heat Resistant
- Narrow Construction
- Static Conductive
- Molded Notches*
- Vextra[®] Construction*
- Gates Curves**
- Flex-Bonded Cords
- Flex-Weave[™] Cover**
- Machined Edge for Even Wedging*
- High Stability
- No Side-Bending

*Molded notch belt feature

**Banded belt feature

How to Describe and Order

Specify the quantity required followed by the part number.

For Example:

<u>Quantity</u>	<u>Part Number</u>
10	5/5VX1400

The part number is constructed by placing the number of strands required followed by a slash (/) in front of the size. In the example above **5/** is the number of strands, **5VX1400** is the belt size.

Or, PowerBand belts may be ordered wider than five strands. See individual listing for maximum strand count by cross section and length. Super HC PowerBand belts with six strands or more are Standard/Non Stock.

IMPORTANT: Be sure to specify the name *PowerBand Belts* in your order so that it is not mistaken for an order for individual V-belts.

Product No. Series 9385

3V Section



3V PowerBand Belts are non-notched, and are raw edge construction for sizes 3V300 through 3V750. For sizes 3V800 and longer, these belts are banded (covered).



Size	Suggested List Prices for Stock PowerBands				Suggested List Price Per Strand 6 Strands or More	Belt O.C. (In.)	Wt. Per Strand (Lbs.)
	2 Strand	3 Strand	4 Strand	5 Strand			
¹⁵ 3V300	\$30.26	\$45.39	\$63.15	\$78.93	\$16.58	30.0	.18
¹⁵ 3V315	31.72	47.58	66.20	82.74	17.38	31.5	.20
¹⁵ 3V335	32.46	48.69	67.74	84.67	17.79	33.5	.20
¹⁵ 3V355	33.86	50.79	70.67	88.32	18.56	35.5	.20
¹⁵ 3V375	34.58	51.87	72.17	90.20	18.95	37.5	.22
¹⁵ 3V400	36.76	55.14	76.72	95.89	20.14	40.0	.24
¹⁵ 3V425	38.22	57.33	79.77	99.70	20.94	42.5	.26
¹⁵ 3V450	39.64	59.46	82.73	103.40	21.72	45.0	.28
¹⁵ 3V475	41.08	61.62	85.73	107.16	22.51	47.5	.29
¹⁵ 3V500	41.82	62.73	87.28	109.09	22.92	50.0	.30
¹⁵ 3V530	43.22	64.83	90.20	112.74	23.68	53.0	.33
¹⁵ 3V560	44.68	67.02	93.25	116.55	24.48	56.0	.34
¹⁵ 3V600	46.86	70.29	97.80	122.23	25.68	60.0	.37
¹⁵ 3V630	48.28	72.42	100.76	125.94	26.46	63.0	.40
¹⁵ 3V670	50.44	75.66	105.27	131.57	27.64	67.0	.41
¹⁵ 3V710	53.32	79.98	111.28	139.09	29.22	71.0	.44
¹⁵ 3V750	56.22	84.33	117.33	146.65	30.81	75.0	.46
3V800	59.82	89.73	124.84	156.04	32.78	80.0	.50
3V850	64.14	96.21	133.86	167.31	35.15	85.0	.53
3V900	71.44	107.16	149.10	186.35	39.15	90.0	.56
3V950	72.78	109.17	151.89	189.85	39.88	95.0	.60
3V1000	77.12	115.68	160.95	201.17	42.26	100.0	.63
3V1060	81.44	122.16	169.97	212.44	44.63	106.0	.66
3V1120	88.64	132.96	184.99	231.22	48.57	112.0	.70
3V1180	94.40	141.60	197.01	246.24	51.73	118.0	.74
3V1250	100.90	151.35	210.58	263.20	55.29	125.0	.79
3V1320	106.64	159.96	222.56	278.17	58.44	132.0	.83
3V1400	113.00	169.50	235.83	294.76	61.92	140.0	.88

3V PowerBand belts up to 3V750 are available up to 22 strands. 3V PowerBand belts 3V800 and longer are available up to 30 strands. PowerBand belts 6 strands or wider are Standard/Non-Stock.

¹⁵Not included in V-80 matching program.

Prices Subject To Change Without Notice

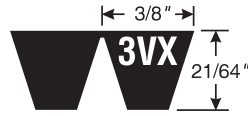




Super HC[®] and Super HC[®] Molded Notch PowerBand[®] Belts (continued)

NARROW SECTION V-BELTS

Product No. Series 9388
3VX Section



Vextra[®] V80[®]

Size	Suggested List Prices for Stock PowerBands				Suggested List Price Per Strand 6 Strands or More	Belt O.C. (In.)	Wt. Per Strand (Lbs.)
	2 Strand	3 Strand	4 Strand	5 Strand			
3VX250	\$28.10	\$42.15	\$58.64	\$73.30	—	25.0	.10
3VX265	28.86	43.29	60.23	75.28	—	26.5	.14
3VX280	29.54	44.31	61.65	77.06	—	28.0	.16
3VX300	30.26	45.39	63.15	78.93	\$16.58	30.0	.18
3VX315	31.72	47.58	66.20	82.74	17.38	31.5	.20
3VX335	32.46	48.69	67.74	84.67	17.79	33.5	.20
3VX355	33.86	50.79	70.67	88.32	18.56	35.5	.20
3VX375	34.58	51.87	72.17	90.20	18.95	37.5	.22
3VX400	36.76	55.14	76.72	95.89	20.14	40.0	.24
3VX425	38.22	57.33	79.77	99.70	20.94	42.5	.26
3VX450	39.64	59.46	82.73	103.40	21.72	45.0	.28
3VX475	41.08	61.62	85.73	107.16	22.51	47.5	.29
3VX500	41.82	62.73	87.28	109.09	22.92	50.0	.30
3VX530	43.22	64.83	90.20	112.74	23.68	53.0	.33
3VX560	44.68	67.02	93.25	116.55	24.48	56.0	.34
3VX600	46.86	70.29	97.80	122.23	25.68	60.0	.37
3VX630	48.28	72.42	100.76	125.94	26.46	63.0	.40
3VX670	50.44	75.66	105.27	131.57	27.64	67.0	.41
3VX710	53.32	79.98	111.28	139.09	29.22	71.0	.44
3VX750	56.22	84.33	117.33	146.65	30.81	75.0	.46
3VX800	59.82	89.73	124.84	156.04	32.78	80.0	.50
3VX850	64.14	96.21	133.86	167.31	35.15	85.0	.53
3VX900	71.44	107.16	149.10	186.35	39.15	90.0	.56
3VX950	72.78	109.17	151.89	189.85	39.88	95.0	.60
3VX1000	77.12	115.68	160.95	201.17	42.26	100.0	.63
3VX1060	81.44	122.16	169.97	212.44	44.63	106.0	.66
3VX1120	88.64	132.96	184.99	231.22	48.57	112.0	.70
3VX1180	94.40	141.60	197.01	246.24	51.73	118.0	.74
3VX1250	100.90	151.35	210.58	263.20	55.29	125.0	.79
3VX1320	106.64	159.96	222.56	278.17	58.44	132.0	.83
3VX1400	113.00	169.50	235.83	294.76	61.92	140.0	.88

3VX PowerBand belts are available up to 22 strands. PowerBand belts 6 strands or wider are Standard/Non-Stock.

Prices Subject To Change Without Notice

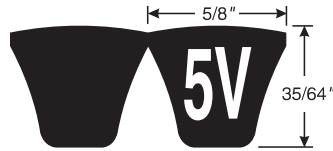




NARROW SECTION V-BELTS

Super HC[®] and Super HC[®] Molded Notch PowerBand[®] Belts (continued)

Product No. Series 9386
5V Section



Size	Suggested List Prices for Stock PowerBands				Suggested List Price Per Strand 6 Strands or More	Belt O.C. (In.)	Wt. Per Strand (Lbs.)
	2 Strand	3 Strand	4 Strand	5 Strand			
¹⁵ 5V500	\$88.64	\$132.95	\$184.98	\$231.20	\$48.57	50.0	.70
¹⁵ 5V530	92.23	138.35	192.49	240.59	50.54	53.0	.80
¹⁵ 5V560	96.58	144.88	201.57	251.94	52.93	56.0	.86
¹⁵ 5V600	104.49	156.74	218.08	272.57	57.26	60.0	.96
¹⁵ 5V630	109.54	164.31	228.61	285.74	60.03	63.0	1.00
5V670	116.72	175.08	243.60	304.47	63.96	67.0	1.04
5V710	123.95	185.93	258.68	323.32	67.92	71.0	1.18
5V750	131.17	196.75	273.75	342.15	71.88	75.0	1.21
5V800	139.77	209.66	291.71	364.60	76.60	80.0	1.25
5V850	150.59	225.88	314.27	392.80	82.52	85.0	1.36
5V900	156.36	234.55	326.33	407.88	85.69	90.0	1.39
5V950	167.90	251.84	350.40	437.96	92.01	95.0	1.50
5V1000	177.27	265.91	369.96	462.41	97.14	100.0	1.57
5V1060	188.08	282.12	392.53	490.62	103.07	106.0	1.71
5V1120	198.86	298.29	415.02	518.72	108.97	112.0	1.79
5V1180	209.68	314.53	437.61	546.96	114.91	118.0	1.86
5V1250	222.67	334.00	464.71	580.83	122.02	125.0	2.00
5V1320	234.91	352.36	490.25	612.75	128.73	132.0	2.11
5V1400	247.86	371.80	517.29	646.55	135.83	140.0	2.25
5V1500	266.59	399.88	556.37	695.39	146.09	150.0	2.39
5V1600	284.63	426.94	594.02	742.46	155.98	160.0	2.57
5V1700	302.63	453.95	631.60	789.42	165.84	170.0	2.75
5V1800	321.36	482.04	670.67	838.26	176.10	180.0	2.89
5V1900	340.09	510.14	709.78	887.14	186.37	190.0	3.07
5V2000	358.86	538.28	748.93	936.08	196.65	200.0	3.25
5V2120	381.18	571.76	795.51	994.30	208.88	212.0	3.46
5V2240	403.50	605.24	842.10	1052.52	221.12	224.0	3.68
5V2360	423.68	635.52	884.23	1105.18	232.18	236.0	3.89
5V2500	448.90	673.36	936.86	1170.97	246.00	250.0	4.07
5V2650	477.03	715.54	995.56	1244.33	261.41	265.0	4.32
5V2800	502.94	754.42	1049.64	1311.93	275.61	280.0	4.57
5V3000	538.26	807.39	1123.35	1404.05	294.97	300.0	4.89
5V3150	564.91	847.36	1178.96	1473.56	309.57	315.0	5.18
5V3350	600.94	901.41	1254.16	1567.56	329.32	335.0	5.50
5V3550	636.99	955.48	1329.39	1661.58	349.07	355.0	5.79

5V PowerBand belts are available up to 18 strands. PowerBand belts 6 strands or wider are Standard/Non-Stock.

¹⁵Not included in V-80 matching program.

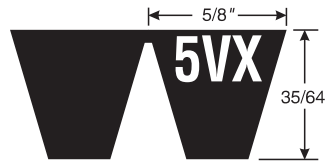
Prices Subject To Change Without Notice





Super HC[®] and Super HC[®] Molded Notch PowerBand[®] Belts (continued)

NARROW SECTION V-BELTS



Product No. Series 9389

5VX Section



Size	Suggested List Prices for Stock PowerBands				Suggested List Price Per Strand 6 Strands or More	Belt O.C. (In.)	Wt. Per Strand (Lbs.)
	2 Strand	3 Strand	4 Strand	5 Strand			
5VX500	\$88.64	\$132.95	\$184.98	\$231.20	\$48.57	50.0	.70
5VX530	92.23	138.35	192.49	240.59	50.54	53.0	.80
5VX560	96.58	144.88	201.57	251.94	52.93	56.0	.86
5VX600	104.49	156.74	218.08	272.57	57.26	60.0	.96
5VX630	109.54	164.31	228.61	285.74	60.03	63.0	1.00
5VX670	116.72	175.08	243.60	304.47	63.96	67.0	1.04
5VX710	123.95	185.93	258.68	323.32	67.92	71.0	1.18
5VX750	131.17	196.75	273.75	342.15	71.88	75.0	1.21
5VX800	139.77	209.66	291.71	364.60	76.60	80.0	1.25
5VX850	150.59	225.88	314.27	392.80	82.52	85.0	1.36
5VX900	156.36	234.55	326.33	407.88	85.69	90.0	1.39
5VX950	167.90	251.84	350.40	437.96	92.01	95.0	1.50
5VX1000	177.27	265.91	369.96	462.41	97.14	100.0	1.57
5VX1060	188.08	282.12	392.53	490.62	103.07	106.0	1.71
5VX1120	198.86	298.29	415.02	518.72	108.97	112.0	1.79
5VX1180	209.68	314.53	437.61	546.96	114.91	118.0	1.86
5VX1250	222.67	334.00	464.71	580.83	122.02	125.0	2.00
5VX1320	234.91	352.36	490.25	612.75	128.73	132.0	2.11
5VX1400	247.86	371.80	517.29	646.55	135.83	140.0	2.25
5VX1500	266.59	399.88	556.37	695.39	146.09	150.0	2.39
5VX1600	284.63	426.94	594.02	742.46	155.98	160.0	2.57
5VX1700	302.63	453.95	631.60	789.42	165.84	170.0	2.75
5VX1800	321.36	482.04	670.67	838.26	176.10	180.0	2.89
5VX1900	340.09	510.14	709.78	887.14	186.37	190.0	3.07
5VX2000	358.86	538.28	748.93	936.08	196.65	200.0	3.25

5VX PowerBand belts are available up to 13 strands. PowerBand belts 6 strands or wider are Standard/Non-Stock.

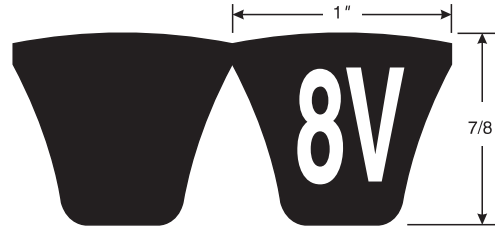
Prices Subject To Change Without Notice





NARROW SECTION V-BELTS

Super HC[®] and Super HC[®] Molded Notch PowerBand[®] Belts (continued)



Product No. Series 9387



8V Section

Size	Suggested List Prices for Stock PowerBands			Suggested List Price Per Strand 6 Strands or More	Belt O.C. (In.)	Wt. Per Strand (Lbs.)
	3 Strand	4 Strand	5 Strand			
8V1000	\$508.00	\$706.80	\$883.42	\$185.59	100.0	3.90
8V1060	538.27	748.92	936.06	196.65	106.0	4.15
8V1120	569.63	792.55	990.59	208.11	112.0	4.42
8V1180	600.94	836.11	1045.04	219.54	118.0	4.67
8V1250	636.66	885.80	1107.14	232.59	125.0	5.00
8V1320	672.27	935.35	1169.07	245.60	132.0	5.25
8V1400	713.37	992.54	1240.56	260.62	140.0	5.58
8V1500	765.26	1064.73	1330.78	279.57	150.0	6.00
8V1600	816.05	1135.39	1419.10	298.13	160.0	6.33
8V1700	875.50	1218.12	1522.50	319.85	170.0	6.75
8V1800	923.03	1284.25	1605.15	337.21	180.0	7.25
8V1900	976.01	1357.95	1697.27	356.57	190.0	7.67
8V2000	1028.98	1431.65	1789.39	375.92	200.0	8.00
8V2120	1092.73	1520.35	1900.25	399.21	212.0	8.50
8V2240	1152.18	1603.07	2003.65	420.93	224.0	9.00
8V2360	1211.63	1685.78	2107.02	442.65	236.0	9.42
8V2500	1282.95	1785.02	2231.06	468.71	250.0	10.00
8V2650	1360.80	1893.33	2366.43	497.15	265.0	10.58
8V2800	1440.78	2004.61	2505.52	526.37	280.0	11.33
8V3000	1543.47	2147.47	2684.09	563.88	300.0	12.08
8V3150	1622.36	2257.24	2821.28	592.70	315.0	12.75
8V3350	1727.16	2403.05	3003.53	630.99	335.0	13.58
8V3550	1829.88	2545.98	3182.17	668.52	355.0	14.33
8V3750	1934.70	2691.81	3364.44	706.81	375.0	15.08
8V4000	2068.73	2878.29	3597.52	755.78	400.0	16.08
8V4250	2202.78	3064.80	3830.63	804.75	425.0	17.08
8V4500	2336.76	3251.21	4063.62	853.69	450.0	18.08
8V4750	2470.80	3437.71	4296.72	902.67	475.0	19.17
8V5000	2604.83	3624.19	4529.81	951.63	500.0	20.17
8V5600	2926.92	4072.32	5089.92	1069.30	560.0	22.75
8V6000	3323.03	4623.44	5778.75	1214.01	600.0	24.42

8V PowerBand belts are available up to 11 strands in sizes up to 8V1400. 8V PowerBand belts are available up to 12 strands on larger belts. PowerBand belts 6 strands or wider are Standard/Non-Stock.

Prices Subject To Change Without Notice





Predator® Belts

NARROW SECTION V-BELTS

Markets/Applications

- Mining
- Agriculture
- Wood Products
- Oil Field Equipment
- Heavy Construction
- Sand/Gravel Operations

Features/Advantages

- Oil and Heat Resistant
- Gates Curves
- Flex-Bonded Cords
- Aramid Tensile Cords
- Flex-Weave™ Cover

Features/Advantages (continued)

- Precision Matched
- Resistant to Effects of Harsh Environments
- Narrow and Classical Profiles
- Extraordinary Strength & Durability
- Bareback Construction

How to Describe and Order

Specify the quantity required followed by the part number.

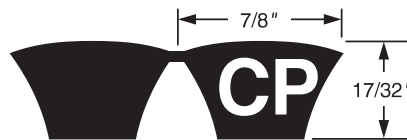
When the application requires Predator PowerBand belt sets, request same group/match number sets.

NOTE: Predator belts do not meet RMA requirements for belt static conductivity.



Product No. Series 9184

Section CP



Popular sizes will be stocked. Other Predator belts are Standard/Non-stock and may require manufacturing lead times. Minimum order quantities will not be required. Check with Customer Service for availability.

Part No.	Suggested List Price	Product No.	Belt O.C. (In.)	Wt. Ea. (Lbs.)
3/CP85	\$212.56	9184-3085	89.0	6.63
3/CP90	229.52	9184-3090	94.0	7.02
3/CP99	251.37	9184-3099	103.0	7.71

CP Predator belts are available up to 12 strands.

Product No. Series 9180

Section 3VP



Size	Suggested List Price					Belt O.C. (In.)	Wt. Per Strand (Lbs.)
	2 Strand	3 Strand	4 Strand	5 Strand	Per Strand 6 Strands or More		
3VP450	\$51.53	\$77.30	\$107.55	\$134.42	\$28.24	45.0	.28
3VP475	53.40	80.11	111.45	139.31	29.26	47.5	.29
3VP500	54.37	81.55	113.46	141.82	29.80	50.0	.30
3VP530	56.19	84.28	117.26	146.56	30.78	53.0	.33
3VP560	58.08	87.13	121.23	151.52	31.82	56.0	.34
3VP600	60.92	91.38	127.14	158.90	33.38	60.0	.37
3VP630	62.76	94.15	130.99	163.72	34.40	63.0	.40
3VP670	98.36	98.36	136.85	170.96	35.93	67.0	.41
3VP710	69.32	103.97	144.66	180.82	37.99	71.0	.44
3VP750	73.09	109.63	152.53	190.65	40.05	75.0	.46
3VP800	77.77	116.65	162.29	202.85	42.61	80.0	.50
3VP850	83.38	125.07	174.02	217.50	45.70	85.0	.53
3VP900	92.87	139.31	193.83	242.26	50.90	90.0	.56
3VP950	94.61	141.92	197.46	246.81	51.84	95.0	.60
3VP1000	100.26	150.38	209.24	261.52	54.94	100.0	.63
3VP1060	105.87	158.81	220.96	276.17	58.02	106.0	.66
3VP1120	115.23	172.85	240.49	300.59	63.14	112.0	.70
3VP1180	122.72	184.08	256.11	320.11	67.25	118.0	.74
3VP1250	131.17	196.76	273.75	342.16	71.88	125.0	.79
3VP1320	138.63	207.95	289.33	361.62	75.97	132.0	.83
3VP1400	146.90	220.35	306.58	383.19	80.50	140.0	.88

3VP Predator belts are available up to 10 strands.

Prices Subject To Change Without Notice





NARROW SECTION V-BELTS

Predator® Belts



Popular sizes will be stocked. Other Predator belts are Standard/Non-stock and may require manufacturing lead times. Minimum order quantities will not be required. Check with Customer Service for availability.

Product No. Series 9181

Section 5VP

Size	Suggested List Price					Belt O.C. (In.)	Wt. Per Strand (Lbs.)
	2 Strand	3 Strand	4 Strand	5 Strand	Per Strand 6 Strands or More		
5VP600	\$135.84	\$203.76	\$283.50	\$354.34	\$74.44	60.0	.96
5VP630	142.40	213.60	297.19	371.46	78.04	63.0	1.00
5VP670	151.74	227.60	316.68	395.81	83.15	67.0	1.04
5VP710	161.14	241.71	336.28	420.32	88.30	71.0	1.18
5VP750	170.52	255.78	355.88	444.80	93.44	75.0	1.21
5VP800	181.70	272.56	379.22	473.98	99.58	80.0	1.25
5VP850	195.77	293.64	408.55	510.64	107.28	85.0	1.36
5VP900	203.27	304.92	424.23	530.24	111.40	90.0	1.39
5VP950	218.27	327.40	455.52	569.35	119.61	95.0	1.50
5VP1000	230.45	345.68	480.95	601.13	126.28	100.0	1.57
5VP1060	244.50	366.76	510.29	637.81	133.99	106.0	1.71
5VP1120	258.52	387.78	539.53	674.34	141.66	112.0	1.79
5VP1180	272.58	408.89	568.89	711.05	149.39	118.0	1.86
5VP1250	289.47	434.20	604.12	755.08	158.63	125.0	2.00
5VP1320	305.38	458.07	637.33	796.58	167.35	132.0	2.11
5VP1400	322.22	483.34	672.48	840.52	176.58	140.0	2.25
5VP1500	346.57	519.84	723.28	904.01	189.92	150.0	2.39
5VP1600	370.02	555.02	772.23	965.20	202.77	160.0	2.57
5VP1700	393.42	590.14	821.08	1026.25	215.59	170.0	2.75
5VP1800	417.77	626.65	871.87	1089.74	228.93	180.0	2.89
5VP1900	442.12	663.18	922.71	1153.28	242.28	190.0	3.07
5VP2000	466.52	699.76	973.61	1216.90	255.65	200.0	3.25
5VP2120	495.53	743.29	1034.16	1292.59	271.54	212.0	3.46
5VP2240	524.55	786.81	1094.73	1368.28	287.46	224.0	3.68
5VP2360	550.78	826.18	1149.50	1436.73	301.83	236.0	3.89
5VP2500	583.57	875.37	1217.92	1522.26	319.80	250.0	4.07
5VP2650	620.14	930.20	1294.23	1617.63	339.83	265.0	4.32
5VP2800	653.82	980.75	1364.53	1705.51	358.29	280.0	4.57
5VP3000	699.74	1049.61	1460.36	1825.27	383.46	300.0	4.89
5VP3150	734.38	1101.57	1532.65	1915.63	402.44	315.0	5.18
5VP3350	781.22	1171.83	1630.41	2037.83	428.12	335.0	5.50
5VP3550	828.09	1242.12	1728.21	2160.05	453.79	355.0	5.79

5VP Predator belts are available up to 16 strands.

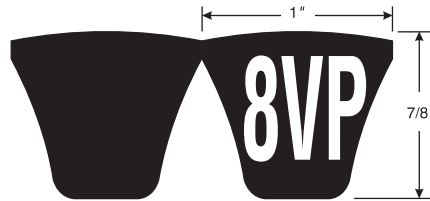
Prices Subject To Change Without Notice





Predator® Belts (continued)

NARROW SECTION V-BELTS



Popular sizes will be stocked. Other Predator belts are Standard/Non-stock and may require manufacturing lead times. Minimum order quantities will not be required. Check with Customer Service for availability.

Product No. Series 9182

Section 8VP

Size	Suggested List Price				Belt O.C. (In.)	Wt. Per Strand (Lbs.)
	3 Strand	4 Strand	5 Strand	Per Strand 6 Strands or More		
8VP1000	\$726.44	\$1010.72	\$1263.29	\$253.28	100.0	3.90
8VP1060	769.73	1070.96	1338.57	268.24	106.0	4.15
8VP1120	814.57	1133.35	1416.54	284.01	112.0	4.42
8VP1180	859.34	1195.64	1494.41	299.61	118.0	4.67
8VP1250	912.57	1269.68	1586.95	317.42	125.0	5.00
8VP1320	963.67	1340.78	1675.82	335.18	132.0	5.25
8VP1400	1022.55	1422.70	1778.21	355.67	140.0	5.58
8VP1500	1096.92	1526.18	1907.55	381.54	150.0	6.00
8VP1600	1169.71	1627.46	2034.12	406.87	160.0	6.33
8VP1700	1254.90	1745.99	2181.28	436.51	170.0	6.75
8VP1800	1323.08	1840.84	2300.83	460.20	180.0	7.25
8VP1900	1399.02	1946.50	2432.90	486.62	190.0	7.65
8VP2000	1474.91	2052.09	2564.86	513.03	200.0	8.00
8VP2120	1566.35	2179.32	2723.88	544.81	212.0	8.50
8VP2240	1651.55	2297.86	2872.04	574.45	224.0	9.00
8VP2360	1736.78	2416.45	3020.27	604.10	236.0	9.42
8VP2500	1838.98	2558.64	3197.99	639.66	250.0	10.00
8VP2650	1950.55	2713.87	3392.01	678.47	265.0	10.58
8VP2800	2065.20	2873.38	3591.38	718.35	280.0	11.33
8VP3000	2212.37	3078.15	3847.32	769.54	300.0	12.08
8VP3150	2325.49	3235.54	4044.03	808.87	315.0	12.75
8VP3350	2475.71	3444.54	4305.26	861.13	335.0	13.58
8VP3550	2622.92	3649.36	4561.27	912.35	355.0	14.33
8VP3750	2773.20	3858.44	4822.59	964.60	375.0	15.08
8VP4000	2965.31	4125.74	5156.68	1031.43	400.0	16.08
8VP4250	3157.43	4393.04	5490.78	1098.26	425.0	17.08
8VP4500	3349.51	4660.29	5824.80	1165.05	450.0	18.08
8VP4750	3541.63	4927.59	6158.89	1231.90	475.0	19.17
8VP5000	3733.75	5194.89	6492.99	1298.71	500.0	20.17
8VP5600	4195.42	5837.23	7295.83	1459.30	560.0	22.75
8VP6000	4751.93	6611.52	8263.61	1656.79	600.0	24.42

8VP Predator belts are available up to 12 strands.

Prices Subject To Change Without Notice





Hi-Power® II V-Belts



Markets/Applications

Suitable for all industrial applications, including v-flat drives.

Features/Advantages

- Oil and Heat Resistant
- Static Conductive

Features/Advantages (continued)

- Gates Curves
- Flex-Bonded Cords
- Flex-Weave™ Cover

How to Describe and Order

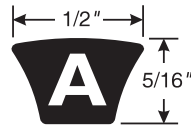
Specify the quantity required followed by the part number.

Gates Hi-Power II belts are available in A, B, C, D and E sizes.

CLASSICAL SECTION V-BELTS

Product No. Series 9002

A Section



Part No.	Suggested List Price	Product No.	Belt O.C. (In.)	Wt. Ea. (Lbs.)	Customer Pack
A24	\$6.77	9002-2024	26	.17	1
A25	6.87	9002-2025	27	.18	1
A26	6.98	9002-2026	28	.18	10
A27	7.08	9002-2027	29	.19	10
A28	7.19	9002-2028	30	.19	10
A29	7.29	9002-2029	31	.20	10
A29.8	7.41	9002-2298	31.8	.21	1
A30	7.41	9002-2030	32	.21	1
A31	7.52	9002-2031	33	.22	10
A32	7.68	9002-2032	34	.22	10
A33	7.78	9002-2033	35	.23	10
A34	7.94	9002-2034	36	.24	10
A35	8.05	9002-2035	37	.24	10
A36	8.21	9002-2036	38	.25	10
A37	8.43	9002-2037	39	.26	10
A38	8.58	9002-2038	40	.27	10
A39	8.75	9002-2039	41	.27	10
A40	8.86	9002-2040	42	.28	10
A41	9.03	9002-2041	43	.29	10
A42	9.23	9002-2042	44	.29	10
A43	9.39	9002-2043	45	.30	10
A44	9.50	9002-2044	46	.31	10
A45	9.61	9002-2045	47	.32	10
A46	9.66	9002-2046	48	.33	10
A47	9.76	9002-2047	49	.34	10
A48	9.88	9002-2048	50	.34	10
A49	9.98	9002-2049	51	.34	10
A50	10.08	9002-2050	52	.38	10
A51	10.20	9002-2051	53	.39	10
A52	10.31	9002-2052	54	.40	1
A53	10.41	9002-2053	55	.41	10
A54	10.58	9002-2054	56	.41	10
A55	10.68	9002-2055	57	.42	10
A56	10.78	9002-2056	58	.43	10
A57	10.88	9002-2057	59	.43	1
A58	11.06	9002-2058	60	.44	10
A59	11.16	9002-2059	61	.45	1
A60	11.27	9002-2060	62	.46	10
A61	11.43	9002-2061	63	.47	1
A62	11.53	9002-2062	64	.48	10
A63	11.71	9002-2063	65	.48	1
A64	11.81	9002-2064	66	.49	10
A65	11.92	9002-2065	67	.50	1
A66	12.08	9002-2066	68	.51	1
A67	12.23	9002-2067	69	.51	1
A68	12.35	9002-2068	70	.52	10

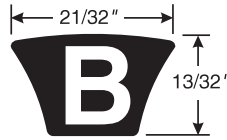
Part No.	Suggested List Price	Product No.	Belt O.C. (In.)	Wt. Ea. (Lbs.)	Customer Pack
A69	\$12.62	9002-2069	71	.53	1
A70	12.88	9002-2070	72	.53	1
A71	12.98	9002-2071	73	.53	1
A72	13.05	9002-2072	74	.53	1
A73	13.15	9002-2073	75	.54	1
A74	13.26	9002-2074	76	.54	1
A75	13.42	9002-2075	77	.54	1
A76	13.63	9002-2076	78	.54	1
A77	13.85	9002-2077	79	.54	1
A78	14.07	9002-2078	80	.54	1
A79	14.27	9002-2079	81	.55	1
A80	14.50	9002-2080	82	.56	1
A81	14.70	9002-2081	83	.56	1
A82	14.92	9002-2082	84	.57	1
A83	15.12	9002-2083	85	.58	1
A84	15.35	9002-2084	86	.59	1
A85	15.57	9002-2085	87	.59	1
A86	15.77	9002-2086	88	.60	1
A87	15.99	9002-2087	89	.61	1
A88	16.21	9002-2088	90	.61	1
A89	16.42	9002-2089	91	.62	1
A90	16.64	9002-2090	92	.63	1
A91	16.83	9002-2091	93	.64	1
A92	17.01	9002-2092	94	.64	1
A93	17.17	9002-2093	95	.65	1
A94	17.36	9002-2094	96	.65	1
A95	17.54	9002-2095	97	.66	1
A96	17.71	9002-2096	98	.67	1
A97	17.85	9002-2097	99	.68	1
A98	18.09	9002-2098	100	.68	1
A100	18.46	9002-2100	102	.70	1
A103	19.01	9002-2103	105	.72	1
A105	19.31	9002-2105	107	.74	1
A110	20.83	9002-2110	112	.76	1
A112	21.46	9002-2112	114	.78	1
A115	22.06	9002-2115	117	.80	1
A120	23.08	9002-2120	122	.84	1
A124	23.88	9002-2124	126	.86	1
A128	24.68	9002-2128	130	.89	1
A133	25.70	9002-2133	135	.94	1
A136	26.30	9002-2136	138	.96	1
A144	27.87	9002-2144	146	1.02	1
A158	30.59	9002-2158	160	1.12	1
A173	33.56	9002-2173	175	1.20	1
A180	34.94	9002-2180	182	1.20	1

Prices Subject To Change Without Notice





Hi-Power® II V-Belts (continued)



Product No. Series 9003

B Section

Part No.	Suggested List Price	Product No.	Belt O.C. (In.)	Wt. Ea. (Lbs.)	Customer Pack
B28	\$9.33	9003-2028	31	.35	1
B29	9.56	9003-2029	32	.36	1
B30	9.76	9003-2030	33	.37	1
B31	9.95	9003-2031	34	.38	1
B32	10.13	9003-2032	35	.40	1
B33	10.34	9003-2033	36	.41	1
B34	10.51	9003-2034	37	.42	1
B35	10.73	9003-2035	38	.43	1
B36	11.06	9003-2036	39	.44	10
B37	11.43	9003-2037	40	.45	1
B38	11.81	9003-2038	41	.46	10
B39	12.08	9003-2039	42	.48	1
B40	12.35	9003-2040	43	.49	10
B41	12.62	9003-2041	44	.50	10
B42	12.88	9003-2042	45	.51	10
B43	13.15	9003-2043	46	.52	10
B44	13.42	9003-2044	47	.54	10
B45	13.68	9003-2045	48	.55	10
B46	13.95	9003-2046	49	.57	10
B47	14.17	9003-2047	50	.58	10
B48	14.38	9003-2048	51	.59	10
B49	14.60	9003-2049	52	.60	10
B50	14.82	9003-2050	53	.61	10
B51	15.02	9003-2051	54	.63	10
B52	15.20	9003-2052	55	.64	10
B53	15.30	9003-2053	56	.65	10
B54	15.45	9003-2054	57	.66	10
B55	15.57	9003-2055	58	.67	10
B56	15.67	9003-2056	59	.69	10
B57	15.77	9003-2057	60	.69	10
B58	15.89	9003-2058	61	.72	10
B59	16.00	9003-2059	62	.73	10
B60	16.10	9003-2060	63	.74	10
B61	16.32	9003-2061	64	.75	10
B62	16.52	9003-2062	65	.76	10
B63	16.75	9003-2063	66	.77	10
B64	16.96	9003-2064	67	.78	10
B65	17.17	9003-2065	68	.81	10
B66	17.39	9003-2066	69	.82	10
B67	17.55	9003-2067	70	.83	10
B68	17.71	9003-2068	71	.84	10
B69	17.92	9003-2069	72	.85	1
B70	18.19	9003-2070	73	.86	10
B71	18.41	9003-2071	74	.87	10
B72	18.62	9003-2072	75	.88	10
B73	18.84	9003-2073	76	.89	10
B74	19.11	9003-2074	77	.90	1
B75	19.31	9003-2075	78	.91	10
B76	19.59	9003-2076	79	.92	1
B77	19.86	9003-2077	80	.93	10
B78	20.14	9003-2078	81	.94	10
B79	20.39	9003-2079	82	.95	1
B80	20.66	9003-2080	83	.96	10
B81	20.94	9003-2081	84	1.00	10
B82	21.46	9003-2082	85	1.00	10
B83	21.63	9003-2083	86	1.01	10
B84	21.84	9003-2084	87	1.02	1
B85	22.00	9003-2085	88	1.03	10
B86	22.23	9003-2086	89	1.04	1
B87	22.44	9003-2087	90	1.06	1

Part No.	Suggested List Price	Product No.	Belt O.C. (In.)	Wt. Ea. (Lbs.)	Customer Pack
B88	\$22.65	9003-2088	91	1.07	10
B89	22.86	9003-2089	92	1.08	1
B90	23.08	9003-2090	93	1.09	10
B91	23.40	9003-2091	94	1.10	1
B92	23.78	9003-2092	95	1.11	1
B93	24.15	9003-2093	96	1.12	10
B94	24.43	9003-2094	97	1.13	1
B95	24.68	9003-2095	98	1.15	10
B96	24.95	9003-2096	99	1.16	10
B97	25.23	9003-2097	100	1.17	10
B98	25.38	9003-2098	101	1.18	1
B99	25.60	9003-2099	102	1.19	1
B100	25.77	9003-2100	103	1.20	10
B101	25.98	9003-2101	104	1.21	1
B102	26.04	9003-2102	105	1.22	1
B103	26.30	9003-2103	106	1.23	10
B104	26.56	9003-2104	107	1.24	1
B105	26.83	9003-2105	108	1.26	10
B106	27.33	9003-2106	109	1.27	1
B108	27.80	9003-2108	111	1.29	10
B110	28.40	9003-2110	113	1.31	1
B112	28.99	9003-2112	115	1.33	10
B114	29.27	9003-2114	117	1.36	1
B115	29.53	9003-2115	118	1.37	1
B116	29.79	9003-2116	119	1.38	1
B118	30.17	9003-2118	121	1.40	1
B120	30.59	9003-2120	123	1.42	10
B122	31.13	9003-2122	125	1.44	1
B124	31.67	9003-2124	127	1.47	1
B126	32.21	9003-2126	129	1.49	1
B128	32.73	9003-2128	131	1.51	10
B130	33.39	9003-2130	133	1.53	1
B133	34.36	9003-2133	136	1.48	1
B136	34.99	9003-2136	139	1.61	1
B138	35.49	9003-2138	141	1.62	1
B140	35.96	9003-2140	143	1.56	1
B142	36.50	9003-2142	145	1.66	1
B144	37.04	9003-2144	147	1.76	10
B146	37.50	9003-2146	149	1.79	1
B148	37.95	9003-2148	151	1.84	1
B150	39.09	9003-2150	153	1.86	1
B152	39.62	9003-2152	155	1.88	1
B154	40.14	9003-2154	157	1.91	1
B158	40.25	9003-2158	161	1.95	10
B162	41.86	9003-2162	165	2.05	1
B166	42.66	9003-2166	169	2.07	1
B173	44.01	9003-2173	176	2.11	1
B180	46.15	9003-2180	183	2.27	1
B188	47.43	9003-2188	191	2.41	1
B190	48.70	9003-2190	193	2.45	1
B195	49.91	9003-2195	198	2.49	1
B205	52.33	9003-2205	208	2.56	1
B210	53.67	9003-2210	213	2.66	1
B225	57.00	9003-2225	226	2.72	1
B240	60.65	9003-2240	241	2.80	1
B255	64.68	9003-2255	256	2.86	1
B270	68.69	9003-2270	271	2.88	1
B285	72.46	9003-2285	286	2.90	1
B300	76.21	9003-2300	301	3.00	1
B315	81.69	9003-2315	316	3.20	1

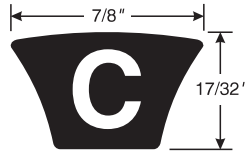
CLASSICAL SECTION V-BELTS

Prices Subject To Change Without Notice





Hi-Power® II V-Belts (continued)



Product No. Series 9004

C Section

CLASSICAL SECTION V-BELTS

Part No.	Suggested List Price	Product No.	Belt O.C. (In.)	Wt. Ea. (Lbs.)	Customer Pack
C48	\$24.49	9004-2048	52	1.09	1
C50	24.60	9004-2050	54	1.11	1
C51	24.68	9004-2051	55	1.12	1
C53	25.65	9004-2053	57	1.16	1
C54	26.25	9004-2054	58	1.18	1
C55	26.62	9004-2055	59	1.20	1
C57	27.56	9004-2057	61	1.25	1
C60	28.99	9004-2060	64	1.32	1
C62	30.87	9004-2062	66	1.36	1
C63	31.00	9004-2063	67	1.38	1
C65	31.34	9004-2065	69	1.42	1
C67	32.29	9004-2067	71	1.45	1
C68	32.73	9004-2068	72	1.47	1
C70	33.68	9004-2070	74	1.50	1
C71	34.13	9004-2071	75	1.53	1
C72	34.56	9004-2072	76	1.45	1
C75	35.96	9004-2075	79	1.50	1
C76	36.61	9004-2076	80	1.52	1
C78	37.57	9004-2078	82	1.56	1
C80	38.66	9004-2080	84	1.60	1
C81	39.18	9004-2081	85	1.62	1
C83	39.72	9004-2083	87	1.65	1
C84	39.99	9004-2084	88	1.67	1
C85	40.25	9004-2085	89	1.70	1
C87	41.53	9004-2087	91	1.73	1
C90	43.47	9004-2090	94	1.79	10
C92	44.37	9004-2092	96	1.83	1
C93	44.82	9004-2093	97	1.85	1
C95	45.78	9004-2095	99	1.89	1
C96	46.15	9004-2096	100	1.90	10
C97	46.64	9004-2097	101	1.93	1
C99	47.61	9004-2099	103	1.97	1
C100	48.08	9004-2100	104	1.99	1
C101	49.28	9004-2101	105	2.01	1
C103	49.88	9004-2103	107	2.05	1
C105	50.46	9004-2105	109	2.08	10
C106	50.88	9004-2106	110	2.11	1
C107	51.34	9004-2107	111	2.12	1
C108	51.79	9004-2108	112	2.13	1

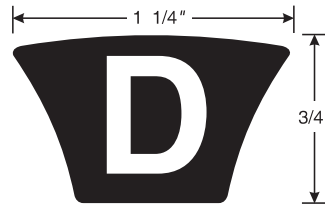
Part No.	Suggested List Price	Product No.	Belt O.C. (In.)	Wt. Ea. (Lbs.)	Customer Pack
C109	\$52.27	9004-2109	113	2.16	1
C110	52.75	9004-2110	114	2.18	1
C111	53.22	9004-2111	115	2.21	1
C112	53.67	9004-2112	116	2.44	10
C115	55.07	9004-2115	119	2.49	1
C116	55.54	9004-2116	120	2.51	1
C120	57.43	9004-2120	124	2.59	10
C122	58.35	9004-2122	126	2.63	1
C124	59.26	9004-2124	128	2.67	1
C128	61.19	9004-2128	132	2.75	10
C130	62.05	9004-2130	134	2.79	1
C136	64.63	9004-2136	140	3.02	1
C140	66.67	9004-2140	144	3.10	1
C144	68.69	9004-2144	148	3.17	1
C148	70.49	9004-2148	152	3.27	1
C150	71.38	9004-2150	154	3.33	1
C156	74.06	9004-2156	160	3.39	1
C158	75.15	9004-2158	162	3.45	1
C162	76.75	9004-2162	166	3.52	1
C170	80.68	9004-2170	174	3.56	1
C173	82.12	9004-2173	177	3.58	1
C180	85.88	9004-2180	184	3.72	1
C185	88.27	9004-2185	189	3.80	1
C190	90.48	9004-2190	194	3.89	10
C195	92.85	9004-2195	199	4.01	10
C210	100.36	9004-2210	214	4.48	1
C225	106.44	9004-2225	227	5.02	1
C240	112.71	9004-2240	242	5.10	1
C255	120.54	9004-2255	257	5.20	1
C270	127.20	9004-2270	272	5.40	1
C285	134.23	9004-2285	287	5.50	1
C300	141.15	9004-2300	302	5.65	1
C315	148.13	9004-2315	317	5.80	1
C330	155.12	9004-2330	332	6.00	1
C345	162.09	9004-2345	347	6.30	1
C360	169.07	9004-2360	362	6.60	1
C390	183.57	9004-2390	392	7.10	1
C420	198.05	9004-2420	422	7.70	1

Prices Subject To Change Without Notice





Hi-Power® II V-Belts (continued)



Product No. Series 9005

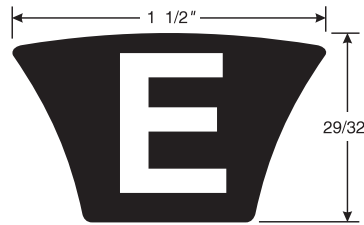
D Section



Part No.	Suggested List Price	Product No.	Belt O.C. (In.)	Wt. Ea. (Lbs.)	Customer Pack
D105	\$93.39	9005-2105	110	4.30	1
D112	99.40	9005-2112	117	4.30	1
D120	106.27	9005-2120	125	4.30	1
D128	113.23	9005-2128	133	4.60	1
D136	120.21	9005-2136	141	4.79	1
D144	127.20	9005-2144	149	5.10	1
D158	139.55	9005-2158	163	5.60	1
D162	143.85	9005-2162	167	5.70	1
D173	152.43	9005-2173	178	6.10	1
D180	158.34	9005-2180	185	6.40	1
D195	171.75	9005-2195	200	6.90	1
D210	185.17	9005-2210	215	7.40	1
D225	195.63	9005-2225	228	7.90	1
D240	208.25	9005-2240	243	8.40	1
D255	221.13	9005-2255	258	8.90	1

Part No.	Suggested List Price	Product No.	Belt O.C. (In.)	Wt. Ea. (Lbs.)	Customer Pack
D270	\$234.55	9005-2270	273	9.40	1
D285	247.42	9005-2285	288	9.90	1
D300	260.32	9005-2300	303	10.50	1
D315	273.45	9005-2315	318	11.00	1
D330	286.62	9005-2330	333	11.50	1
D345	299.49	9005-2345	348	12.00	1
D360	312.37	9005-2360	363	12.60	1
D390	339.20	9005-2390	393	13.60	1
D420	366.04	9005-2420	423	14.70	1
D450	392.87	9005-2450	453	15.70	1
D480	419.72	9005-2480	483	16.80	1
D540	473.39	9005-2540	543	18.90	1
D600	527.06	9005-2600	603	20.90	1
D660	580.73	9005-2660	663	23.00	1

CLASSICAL SECTION V-BELTS



Product No. Series 9006

E Section



Part No.	Suggested List Price	Product No.	Belt O.C. (In.)	Wt. Ea. (Lbs.)	Customer Pack
E180	\$229.33	9006-2180	187	10.10	1
E195	248.17	9006-2195	202	10.65	1
E210	267.46	9006-2210	217	10.90	1
E240	300.19	9006-2240	244	12.20	1
E270	337.77	9006-2270	274	13.80	1
E300	374.78	9006-2300	304	15.30	1
E330	412.38	9006-2330	334	16.80	1

Part No.	Suggested List Price	Product No.	Belt O.C. (In.)	Wt. Ea. (Lbs.)	Customer Pack
E360	\$449.51	9006-2360	364	18.30	1
E390	489.76	9006-2390	394	19.80	1
E420	530.01	9006-2420	424	21.40	1
E480	609.18	9006-2480	484	27.00	1
E540	689.67	9006-2540	544	30.00	1
E600	770.19	9006-2600	604	34.00	1
E660	850.69	9006-2660	664	37.00	1

Prices Subject To Change Without Notice





Hi-Power® II PowerBand® V-Belts



Markets/Applications

Suitable for all industrial applications requiring joined belts to prevent span stability problems.

Features/Advantages

- Oil and Heat Resistant
- Static Conductive
- Gates Curves
- Flex-Bonded Cords
- Flex-Weave™ Cover
- High Stability
- No Side-Bending

How to Describe and Order

Specify the quantity required followed by the part number.

For Example:

<u>Quantity</u>	<u>Part Number</u>
15	5/B66

The part number is constructed by placing the number of strands required followed by a slash (/) in front of the size. In the example above **5/** is the number of strands, **B66** is the belt size.

PowerBand belts may be ordered wider than five strands. See individual listing for maximum strand count by cross section and length. Hi-Power II PowerBand belts with six strands or more are Standard/Non Stock.

CLASSICAL SECTION V-BELTS

Product No. Series 9092



Most "A" Section sheaves are a combination "A-B" groove. "A" Section PowerBands are not recommended for use in sheaves with "A-B" combination grooves. "A" Section PowerBand belts may be Made-To-Order and require minimum order quantities. Check with customer service for availability.



A Section

Size	Suggested List Prices for Stock PowerBands				Suggested List Prices Per Strand 6 Strands or More	Belt O.C. (In.)	Wt. Per Strand (Lbs.)
	2 Strand	3 Strand	4 Strand	5 Strand			
¹⁵ A42	\$25.00	\$37.50	\$52.18	\$65.22	\$13.70	44	.36
¹⁵ A43	25.45	38.17	53.11	66.38	13.95	45	.37
¹⁵ A44	25.85	38.80	53.86	67.31	14.15	46	.38
¹⁵ A46	26.16	39.24	54.60	68.24	14.34	48	.40
¹⁵ A48	26.73	40.10	55.79	69.73	14.65	50	.40
¹⁵ A49	27.03	40.54	56.40	70.50	14.81	51	.42
¹⁵ A51	27.60	41.40	57.60	71.99	15.12	53	.44
¹⁵ A53	28.21	42.31	58.87	73.58	15.46	55	.46
¹⁵ A54	28.63	42.94	59.75	74.68	15.69	56	.46
¹⁵ A55	28.92	43.38	60.36	75.44	15.85	57	.47
¹⁵ A56	29.20	43.80	60.95	76.18	16.00	58	.48
¹⁵ A57	29.50	44.24	61.56	76.94	16.16	59	.50
¹⁵ A58	29.94	44.91	62.49	78.10	16.41	60	.50
¹⁵ A60	30.53	45.79	63.71	79.63	16.73	62	.52
A62	31.26	46.90	65.25	81.55	17.13	64	.54
A64	31.97	47.95	66.71	83.38	17.52	66	.56
A65	32.26	48.39	67.32	84.14	17.68	67	.56
A66	32.70	49.06	68.25	85.31	17.92	68	.57
A68	33.42	50.12	69.74	87.17	18.31	70	.58
A70	34.89	52.34	72.82	91.02	19.12	72	.61
A71	35.17	52.76	73.41	91.75	19.27	73	.61
A74	35.89	53.83	74.89	93.61	19.67	76	.64
A75	36.33	54.50	75.82	94.77	19.91	77	.66
A77	37.42	56.13	78.10	97.61	20.10	79	.66
A78	37.94	56.90	79.17	98.95	20.79	80	.67
A80	39.22	58.83	81.85	102.31	21.49	82	.70
A81	39.83	59.75	83.13	103.90	21.83	83	.70
A83	40.99	61.49	85.55	106.92	22.46	85	.71
A85	42.15	63.22	87.97	109.95	23.10	87	.74
A90	45.06	67.60	94.05	117.55	24.70	92	.77
A92	46.06	69.09	96.12	120.14	25.24	94	.80
A96	47.95	71.93	100.08	125.09	26.28	98	.84
A100	50.00	75.01	104.36	130.43	27.40	102	.86
A105	52.32	78.48	109.19	136.48	28.67	107	.90
A110	56.39	84.59	117.69	147.10	30.90	112	.96
A112	58.13	87.19	121.31	151.62	31.85	114	.96
A120	62.49	93.74	130.42	163.01	34.25	122	1.04

"A" section PowerBand belts are available up to 20 strands. "A" section PowerBands may be made-to-order and require minimum order quantities.

¹⁵Not included in the V-80 matching program.

Prices Subject To Change Without Notice





Hi-Power® II PowerBand® V-Belts (continued)

Product No. Series 9092 (continued)

A Section (continued)

Size	Suggested List Prices for Stock PowerBands				Suggested List Prices Per Strand 6 Strands or More	Belt O.C. (In.)	Wt. Per Strand (Lbs.)
	2 Strand	3 Strand	4 Strand	5 Strand			
A128	\$66.83	\$100.25	\$139.48	\$174.33	\$36.62	130	1.10
A136	71.19	106.78	148.57	185.69	39.01	138	1.17
A144	75.40	113.10	157.36	196.68	41.32	146	1.24
A158	82.85	124.27	172.90	216.11	45.40	160	1.36

"A" section PowerBand belts are available up to 20 strands. "A" section PowerBand belts may be Made-to-Order and require minimum order quantities.

¹⁵Not included in the V-80 matching program.



Product No. Series 9093

B Section



Size	Suggested List Prices for Stock PowerBands				Suggested List Prices Per Strand 6 Strands or More	Belt O.C. (In.)	Wt. Per Strand (Lbs.)
	2 Strand	3 Strand	4 Strand	5 Strand			
¹⁵ B35	\$29.05	\$43.57	\$60.63	\$75.78	\$15.92	38	.52
¹⁵ B38	31.97	47.95	66.71	83.38	17.52	41	.56
¹⁵ B42	34.89	52.34	72.82	91.02	19.12	45	.62
¹⁵ B43	35.59	53.39	74.28	92.84	19.51	46	.64
¹⁵ B46	37.78	56.67	78.85	98.56	20.70	49	.68
¹⁵ B48	38.97	58.45	81.32	101.64	21.35	51	.71
¹⁵ B50	40.12	60.19	83.74	104.67	21.99	53	.74
¹⁵ B51	40.70	61.05	84.94	106.16	22.30	54	.76
¹⁵ B52	41.14	61.72	85.87	107.32	22.55	55	.77
¹⁵ B53	41.41	62.12	86.42	108.02	22.69	56	.78
¹⁵ B54	41.86	62.78	87.35	109.18	22.94	57	.80
¹⁵ B55	42.15	63.22	87.97	109.95	23.10	58	.81
¹⁵ B56	42.43	63.64	88.55	110.68	23.25	59	.84
¹⁵ B57	42.72	64.08	89.16	111.44	23.41	60	.84
¹⁵ B58	43.01	64.52	89.77	112.20	23.57	61	.86
¹⁵ B59	43.29	64.94	90.36	112.93	23.73	62	.87
¹⁵ B60	43.59	65.38	90.97	113.70	23.89	63	.90
¹⁵ B61	44.20	66.30	92.24	115.29	24.22	64	.90
B62	44.75	67.12	93.38	116.72	24.52	65	.92
B63	45.36	68.04	94.66	118.31	24.86	66	.94
B64	45.93	68.89	95.86	119.81	25.17	67	.96
B65	46.52	69.77	97.08	121.34	25.49	68	.96
B66	47.09	70.63	98.27	122.83	25.80	69	.98
B67	47.51	71.26	99.15	123.93	26.03	70	1.00
B68	47.95	71.93	100.08	125.09	26.28	71	1.00
B70	48.95	73.42	102.15	127.68	26.82	73	1.04
B71	49.85	74.78	104.04	130.04	27.32	74	1.06
B72	50.42	75.64	105.23	131.53	27.63	75	1.07
B73	51.01	76.51	106.46	133.06	27.95	76	1.08
B74	51.73	77.60	107.97	134.95	28.35	77	1.10
B75	52.32	78.48	109.19	136.48	28.67	78	1.11
B77	53.76	80.64	112.19	140.23	29.46	80	1.14
B78	54.50	81.75	113.74	142.16	29.86	81	1.16
B79	55.21	82.82	115.22	144.02	30.26	82	1.17
B80	55.95	83.92	116.76	145.94	30.66	83	1.18
B81	56.69	85.03	118.31	147.87	31.06	84	1.20
B82	58.13	87.19	121.31	151.62	31.85	85	1.21
B83	58.55	87.82	122.18	152.72	32.08	86	1.24
B85	59.58	89.36	124.34	155.41	32.65	88	1.26
B87	60.72	91.08	126.73	158.39	33.28	90	1.30

"B" section PowerBand belts are available up to 16 strands. PowerBand belts 6 strands or wider are Standard/Non-Stock.

¹⁵Not included in the V-80 matching program.

Prices Subject To Change Without Notice





Hi-Power® II PowerBand® V-Belts (continued)

Product No. Series 9093 (continued)

B Section (continued)

Size	Suggested List Prices for Stock PowerBands				Suggested List Prices Per Strand 6 Strands or More	Belt O.C. (In.)	Wt. Per Strand (Lbs.)
	2 Strand	3 Strand	4 Strand	5 Strand			
B88	\$61.31	\$91.96	\$127.95	\$159.92	\$33.60	91	1.30
B90	62.49	93.74	130.42	163.01	34.25	93	1.34
B93	65.38	98.07	136.45	170.55	35.83	96	1.37
B95	66.83	100.25	139.48	174.33	36.62	98	1.41
B96	67.57	101.36	141.02	176.26	37.03	99	1.42
B97	68.31	102.46	142.56	178.18	37.43	100	1.44
B99	69.30	103.95	144.63	180.77	37.98	102	1.47
B100	69.75	104.62	145.56	181.94	38.22	103	1.48
B103	71.19	106.78	148.57	185.69	39.01	106	1.52
B105	72.66	108.99	151.65	189.54	39.82	108	1.56
B108	75.27	112.91	157.09	196.35	41.25	111	1.60
B112	78.48	117.72	163.79	204.72	43.01	115	1.66
B120	82.85	124.27	172.90	216.11	45.40	123	1.78
B124	85.74	128.60	178.93	223.64	46.98	127	1.84
B128	88.65	132.98	185.02	231.25	48.58	131	1.90
B133	92.98	139.47	194.05	242.54	50.95	136	1.97
B136	94.75	142.12	197.74	247.15	51.92	139	2.00
B144	100.27	150.41	209.27	261.57	54.95	147	2.14
B148	102.74	154.12	214.43	268.01	56.30	151	2.20
B150	103.50	155.25	216.00	269.98	56.72	153	2.22
B158	109.01	163.51	227.50	284.34	59.74	161	2.34
B162	113.34	170.00	236.53	295.63	62.11	165	2.40
B173	119.14	178.71	248.65	310.78	65.29	176	2.56
B180	124.96	187.44	260.79	325.95	68.48	183	2.66
B195	135.13	202.69	282.01	352.48	74.05	198	2.90
B210	145.30	217.95	303.24	379.02	79.62	213	3.11
B225	154.33	231.49	322.08	402.56	84.57	226	3.34
B240	164.20	246.31	342.69	428.33	89.98	241	3.55
B255	175.09	262.63	365.41	456.72	95.95	256	3.77
B270	186.01	279.02	388.20	485.21	101.93	271	4.00
B300	206.35	309.53	430.66	538.27	113.08	301	4.44
B315	221.15	331.72	461.53	576.86	121.19	316	4.66

"B" section PowerBand belts are available up to 16 strands. PowerBand belts 6 strands or wider are Standard/Non-Stock.



Product No. Series 9094

C Section

Size	Suggested List Prices for Stock PowerBands				Suggested List Prices Per Strand 6 Strands or More	Belt O.C. (In.)	Wt. Per Strand (Lbs.)
	2 Strand	3 Strand	4 Strand	5 Strand			
¹⁵ C60	\$78.48	\$117.72	\$163.79	\$204.72	\$43.01	64	1.56
C68	88.65	132.98	185.02	231.25	48.58	72	1.77
C75	97.35	146.02	203.16	253.93	53.35	79	1.96
C81	106.08	159.12	221.39	276.71	58.13	85	2.11
C85	109.01	163.51	227.50	284.34	59.74	89	2.21
C90	117.70	176.55	245.64	307.02	64.50	94	2.34
C96	124.96	187.44	260.79	325.95	68.48	100	2.50
C99	128.90	193.36	269.02	336.25	70.64	103	2.57
C100	130.19	195.28	271.71	339.60	71.34	104	2.60
C105	136.61	204.91	285.10	356.34	74.86	109	2.74
C108	140.23	210.35	292.67	365.80	76.85	112	2.81
C109	141.52	212.28	295.35	369.15	77.55	113	2.84
C112	145.30	217.95	303.24	379.02	79.62	116	2.91
C120	155.48	233.23	324.50	405.58	85.21	124	3.12
C124	160.42	240.64	334.80	418.46	87.91	128	3.22

"C" section PowerBand belts are available up to 12 strands. PowerBand belts 6 strands or wider are Standard/Non-Stock.

¹⁵Not included in the V-80 matching program.

Prices Subject To Change Without Notice





Hi-Power® II PowerBand® V-Belts (continued)

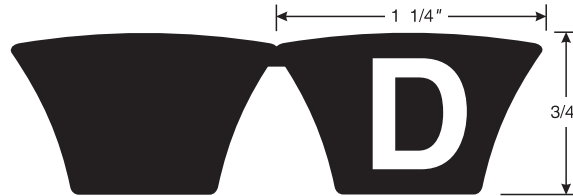
Product No. Series 9094 (continued)

C Section (continued)

Size	Suggested List Prices for Stock PowerBands				Suggested List Prices Per Strand 6 Strands or More	Belt O.C. (In.)	Wt. Per Strand (Lbs.)
	2 Strand	3 Strand	4 Strand	5 Strand			
C128	\$165.66	\$248.48	\$345.72	\$432.11	\$90.78	132	3.34
C136	174.96	262.44	365.14	456.39	95.88	140	3.54
C144	186.01	279.02	388.20	485.21	101.93	148	3.74
C158	203.44	305.16	424.58	530.67	111.48	162	4.11
C162	207.80	311.71	433.69	542.06	113.88	166	4.21
C173	222.34	333.51	464.03	579.98	121.84	177	4.50
C180	232.49	348.73	485.20	606.44	127.40	184	4.68
C195	251.39	377.09	524.66	655.76	137.76	199	5.07
C210	271.73	407.60	567.11	708.82	148.91	214	5.46
C225	288.17	432.25	601.41	751.69	157.92	227	5.86
C240	305.15	457.73	636.85	795.99	167.22	242	6.24
C255	326.37	489.56	681.14	851.34	178.85	257	6.64
C270	344.37	516.56	718.70	898.29	188.72	272	7.02
C285	363.40	545.10	758.42	947.94	199.15	287	7.41
C300	382.15	573.23	797.56	996.85	209.42	302	7.80
C315	401.06	601.59	837.01	1046.16	219.78	317	8.20
C330	419.92	629.89	876.38	1095.37	230.12	332	8.58
C345	438.84	658.26	915.86	1144.72	240.49	347	8.97
C360	457.75	686.62	955.31	1194.03	250.84	362	9.36
C390	497.97	745.45	1037.17	1296.34	272.34	392	10.14
C420	536.19	804.28	1119.02	1398.65	293.83	422	10.92

"C" section PowerBand belts are available up to 12 strands. PowerBand belts 6 strands or wider are Standard/Non-Stock.

¹⁵Not included in the V-80 matching program.



Product No. Series 9095

D Section



Size	Suggested List Prices for Stock PowerBands			Suggested List Prices Per Strand 6 Strands or More	Belt O.C. (In.)	Wt. Per Strand (Lbs.)
	3 Strand	4 Strand	5 Strand			
D144	\$516.56	\$718.70	\$898.29	\$188.72	149	6.75
D158	566.73	788.51	985.54	207.04	163	7.40
D173	619.01	861.25	1076.46	226.15	178	8.10
D180	642.99	894.62	1118.17	234.91	185	8.44
D195	697.49	970.44	1212.94	254.82	200	9.09
D210	752.00	1046.28	1307.73	274.73	215	9.84
D225	794.50	1105.42	1381.64	290.26	228	10.55
D240	845.73	1176.70	1470.73	308.97	243	11.26
D255	898.03	1249.45	1561.67	328.08	258	11.96
D270	952.52	1325.28	1656.44	347.99	273	12.66
D285	1004.81	1398.02	1747.36	367.09	288	13.37
D300	1057.15	1470.85	1838.39	386.21	303	14.07
D315	1110.54	1545.13	1931.23	405.72	318	14.77
D330	1163.93	1619.42	2024.08	425.22	333	15.48
D345	1216.26	1692.23	2115.08	444.34	348	16.18
D360	1268.56	1764.99	2206.02	463.45	363	16.88
D390	1377.55	1916.63	2395.56	503.27	393	18.29
D420	1486.51	2068.23	2585.04	543.07	423	19.70
D450	1595.52	2219.90	2774.60	582.90	453	21.10
D480	1704.47	2371.49	2964.08	622.70	483	22.50
D540	1922.47	2674.80	3343.18	702.34	543	25.33
D600	2140.43	2978.06	3722.22	781.97	603	28.14
¹⁶ D660	2358.39	3281.30	4101.23	861.60	663	31.13

"D" section PowerBand belts are available up to 7 strands in sizes up to and including 180 inches.

"D" section PowerBand belts are available up to 8 strands for belts larger than 180 inches.

PowerBand belts 6 strands or wider are Standard/Non-Stock.

¹⁶Minimum production quantities may apply. Contact Customer Service for availability.

Prices Subject To Change Without Notice





Tri-Power® Molded Notch V-Belts



Markets/Applications

Suitable for all industrial applications, particularly where small or sub-minimal sheave diameters are required.

Features/Advantages

- Oil and Heat Resistant
- Static Conductive
- Vextra® Construction

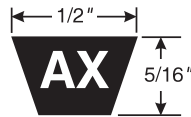
Features/Advantages (continued)

- Molded Notches
- Flex-Bonded Cords
- Machined Edge for Even Wedging
- PowerBand® Belt Availability on a Made-To-Order Basis

How to Describe and Order

Specify the quantity required followed by the part number.
 Tri-Power belts are available in AX, BX and CX sizes.

CLASSICAL SECTION V-BELTS



Product No. Series 9012

AX Section

Part No.	Suggested List Price	Product No.	Belt O.C. (In.)	Wt. Ea. (Lbs.)	Customer Pack
AX22	\$7.92	9012-2022	24	.16	1
AX23	8.28	9012-2023	25	.17	1
AX24	8.40	9012-2024	26	.18	1
AX26	8.86	9012-2026	28	.20	10
AX27	9.01	9012-2027	29	.21	1
AX28	9.20	9012-2028	30	.22	1
AX29	9.32	9012-2029	31	.23	1
AX31	9.53	9012-2031	33	.24	10
AX32	9.70	9012-2032	34	.25	1
AX33	9.88	9012-2033	35	.26	10
AX34	10.08	9012-2034	36	.27	10
AX35	10.22	9012-2035	37	.28	10
AX36	10.41	9012-2036	38	.29	10
AX37	10.89	9012-2037	39	.30	1
AX38	11.02	9012-2038	40	.31	10
AX39	11.16	9012-2039	41	.32	1
AX40	11.37	9012-2040	42	.33	1
AX41	11.58	9012-2041	43	.34	1
AX42	11.71	9012-2042	44	.35	10
AX43	11.92	9012-2043	45	.36	10
AX44	12.04	9012-2044	46	.37	10
AX45	12.16	9012-2045	47	.38	1
AX46	12.26	9012-2046	48	.39	10
AX47	12.40	9012-2047	49	.40	10
AX48	12.54	9012-2048	50	.41	10
AX49	12.68	9012-2049	51	.42	1
AX50	12.74	9012-2050	52	.43	1
AX51	12.94	9012-2051	53	.44	10
AX52	13.08	9012-2052	54	.45	1
AX53	13.20	9012-2053	55	.46	1
AX54	13.42	9012-2054	56	.47	1
AX55	13.55	9012-2055	57	.48	1
AX56	13.68	9012-2056	58	.49	1
AX57	13.84	9012-2057	59	.50	1
AX58	13.98	9012-2058	60	.51	1
AX59	14.22	9012-2059	61	.52	1
AX60	14.30	9012-2060	62	.53	10
AX61	14.54	9012-2061	63	.54	1
AX62	14.64	9012-2062	64	.55	1
AX63	14.88	9012-2063	65	.56	1



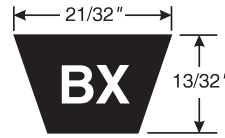
Part No.	Suggested List Price	Product No.	Belt O.C. (In.)	Wt. Ea. (Lbs.)	Customer Pack
AX64	\$14.98	9012-2064	66	.57	1
AX65	15.21	9012-2065	67	.58	1
AX66	15.32	9012-2066	68	.59	1
AX67	15.55	9012-2067	69	.60	1
AX68	15.66	9012-2068	70	.61	1
AX69	16.00	9012-2069	71	.62	1
AX70	16.34	9012-2070	72	.63	1
AX71	16.48	9012-2071	73	.64	1
AX72	16.71	9012-2072	74	.65	1
AX73	16.80	9012-2073	75	.66	1
AX74	16.91	9012-2074	76	.67	1
AX75	17.02	9012-2075	77	.68	1
AX76	17.48	9012-2076	78	.69	1
AX77	17.71	9012-2077	79	.70	1
AX78	17.84	9012-2078	80	.71	1
AX79	18.07	9012-2079	81	.72	1
AX80	18.38	9012-2080	82	.73	1
AX81	18.61	9012-2081	83	.74	1
AX82	18.84	9012-2082	84	.75	1
AX85	19.74	9012-2085	87	.78	1
AX86	20.16	9012-2086	88	.79	10
AX87	20.20	9012-2087	89	.80	1
AX88	20.43	9012-2088	90	.81	1
AX90	21.11	9012-2090	92	.83	1
AX91	21.43	9012-2091	93	.84	1
AX92	21.58	9012-2092	94	.85	1
AX93	21.81	9012-2093	95	.86	1
AX94	22.04	9012-2094	96	.87	1
AX96	22.47	9012-2096	98	.89	1
AX97	22.70	9012-2097	99	.90	1
AX98	22.93	9012-2098	100	.91	1
AX103	24.10	9012-2103	105	.95	10
AX105	24.51	9012-2105	107	.99	1
AX110	26.42	9012-2110	112	1.02	1
AX112	27.23	9012-2112	114	1.04	1
AX120	29.28	9012-2120	122	1.11	1
AX128	31.32	9012-2128	130	1.18	1
AX144	35.24	9012-2144	146	1.33	10
AX173	42.33	9012-2173	175	1.59	10

Prices Subject To Change Without Notice





Tri-Power® Molded Notch V-Belts (continued)



Product No. Series 9013

BX Section



Part No.	Suggested List Price	Product No.	Belt O.C. (In.)	Wt. Ea. (Lbs.)	Customer Pack
BX28	\$11.48	9013-2028	31	.31	1
BX30	12.37	9013-2030	33	.33	1
BX31	12.79	9013-2031	34	.34	1
BX32	12.90	9013-2032	35	.35	1
BX34	13.22	9013-2034	37	.37	1
BX35	13.62	9013-2035	38	.38	10
BX36	14.02	9013-2036	39	.39	1
BX37	14.62	9013-2037	40	.40	1
BX38	14.98	9013-2038	41	.41	10
BX40	15.66	9013-2040	43	.43	1
BX41	16.00	9013-2041	44	.44	1
BX42	16.34	9013-2042	45	.45	10
BX43	16.77	9013-2043	46	.46	1
BX44	17.16	9013-2044	47	.47	1
BX45	17.51	9013-2045	48	.48	1
BX46	17.70	9013-2046	49	.49	10
BX47	17.86	9013-2047	50	.50	1
BX48	18.26	9013-2048	51	.51	10
BX49	18.62	9013-2049	52	.52	1
BX50	18.79	9013-2050	53	.53	10
BX51	19.06	9013-2051	54	.54	10
BX52	19.27	9013-2052	55	.55	10
BX53	19.40	9013-2053	56	.56	10
BX54	19.62	9013-2054	57	.57	1
BX55	19.74	9013-2055	58	.58	10
BX56	19.88	9013-2056	59	.59	10
BX57	19.95	9013-2057	60	.60	1
BX58	20.15	9013-2058	61	.61	1
BX59	20.29	9013-2059	62	.62	10
BX60	20.44	9013-2060	63	.63	10
BX61	20.70	9013-2061	64	.64	10
BX62	20.97	9013-2062	65	.65	10
BX63	21.24	9013-2063	66	.66	10
BX64	21.51	9013-2064	67	.67	10
BX65	21.80	9013-2065	68	.68	10
BX66	22.06	9013-2066	69	.69	10
BX67	22.28	9013-2067	70	.70	10
BX68	22.47	9013-2068	71	.71	10
BX69	22.80	9013-2069	72	.72	1
BX70	23.08	9013-2070	73	.72	10
BX71	23.36	9013-2071	74	.73	10
BX72	23.69	9013-2072	75	.74	1
BX73	24.09	9013-2073	76	.75	1
BX74	24.35	9013-2074	77	.76	1
BX75	24.51	9013-2075	78	.77	10
BX76	24.84	9013-2076	79	.78	1
BX77	25.20	9013-2077	80	.79	10
BX78	25.53	9013-2078	81	.80	1

Part No.	Suggested List Price	Product No.	Belt O.C. (In.)	Wt. Ea. (Lbs.)	Customer Pack
BX79	\$25.87	9013-2079	82	.81	1
BX80	26.22	9013-2080	83	.82	1
BX81	26.56	9013-2081	84	.83	10
BX82	27.23	9013-2082	85	.84	1
BX83	27.44	9013-2083	86	.85	10
BX84	27.77	9013-2084	87	.86	1
BX85	27.92	9013-2085	88	.87	10
BX86	28.38	9013-2086	89	.88	1
BX87	28.58	9013-2087	90	.89	1
BX88	28.91	9013-2088	91	.90	1
BX89	29.14	9013-2089	92	.91	1
BX90	29.28	9013-2090	93	.92	10
BX91	29.61	9013-2091	94	.93	1
BX92	29.93	9013-2092	95	.94	1
BX93	30.64	9013-2093	96	.95	10
BX94	31.02	9013-2094	97	.96	1
BX95	31.32	9013-2095	98	.97	1
BX96	31.66	9013-2096	99	.98	1
BX97	32.00	9013-2097	100	.99	1
BX99	32.47	9013-2099	102	1.01	1
BX100	32.68	9013-2100	103	1.02	10
BX103	33.36	9013-2103	106	1.05	1
BX105	34.05	9013-2105	108	1.07	10
BX108	35.34	9013-2108	111	1.10	1
BX112	36.78	9013-2112	115	1.14	10
BX113	36.98	9013-2113	116	1.15	1
BX115	37.19	9013-2115	118	1.17	1
BX116	37.51	9013-2116	119	1.18	1
BX120	38.81	9013-2120	123	1.22	10
BX124	40.17	9013-2124	127	1.26	1
BX128	41.54	9013-2128	131	1.30	1
BX133	43.57	9013-2133	136	1.35	1
BX136	44.39	9013-2136	139	1.38	1
BX140	45.70	9013-2140	143	1.42	1
BX144	46.99	9013-2144	147	1.46	1
BX150	49.50	9013-2150	153	1.52	1
BX158	51.07	9013-2158	161	1.60	1
BX162	53.12	9013-2162	165	1.64	1
BX173	55.84	9013-2173	176	1.75	1
BX180	58.55	9013-2180	183	1.82	1
BX195	63.33	9013-2195	198	1.97	1
BX205	66.39	9013-2205	208	2.07	1
• BX210	68.09	9013-2210	213	2.12	1
• BX225	72.33	9013-2225	227	2.27	1
• BX255	82.08	9013-2255	257	2.57	1
• BX270	87.17	9013-2270	272	2.72	1
• BX300	91.95	9013-2300	302	3.02	1

CLASSICAL SECTION V-BELTS


• NOTE: BX210 through BX300 are not made with Vextra Construction.

Prices Subject To Change Without Notice





Tri-Power® Molded Notch V-Belts (continued)



Product No. Series 9014

CX Section



CLASSICAL SECTION V-BELTS

Part No.	Suggested List Price	Product No.	Belt O.C. (In.)	Wt. Ea. (Lbs.)	Customer Pack
CX51	\$31.32	9014-2051	55	1.02	1
CX60	36.78	9014-2060	64	1.20	1
CX68	41.54	9014-2068	72	1.36	1
CX75	45.62	9014-2075	79	1.50	1
CX81	49.71	9014-2081	85	1.62	1
CX85	51.07	9014-2085	89	1.70	1
CX90	55.15	9014-2090	94	1.80	1
CX96	58.55	9014-2096	100	1.92	1
CX100	61.01	9014-2100	104	2.00	1
CX101	61.62	9014-2101	105	2.02	1
CX105	64.01	9014-2105	109	2.10	1
CX106	64.55	9014-2106	110	2.12	1
CX109	66.33	9014-2109	113	2.18	1
CX112	68.09	9014-2112	116	2.24	1
CX115	69.87	9014-2115	119	2.30	1
CX120	72.85	9014-2120	124	2.40	1
CX123	75.17	9014-2123	127	2.46	1
CX128	75.78	9014-2128	132	2.56	1
CX133	77.63	9014-2133	137	2.66	1

Part No.	Suggested List Price	Product No.	Belt O.C. (In.)	Wt. Ea. (Lbs.)	Customer Pack
CX136	\$79.80	9014-2136	140	2.72	1
CX144	87.17	9014-2144	148	2.88	1
CX150	91.50	9014-2150	154	3.00	1
CX158	95.33	9014-2158	162	3.16	1
CX162	97.37	9014-2162	166	3.24	1
CX173	104.18	9014-2173	177	3.46	1
CX180	108.94	9014-2180	184	3.60	1
CX187	113.58	9014-2187	191	3.74	1
CX190	115.42	9014-2190	194	3.80	1
CX195	117.80	9014-2195	199	3.90	1
CX210	127.34	9014-2210	214	4.20	1
• CX225	135.07	9014-2225	227	4.50	1
• CX240	143.03	9014-2240	242	4.80	1
• CX255	152.97	9014-2255	257	5.10	1
• CX270	161.42	9014-2270	272	5.40	1
• CX300	179.12	9014-2300	302	6.00	1
• CX330	196.85	9014-2330	332	6.60	1
• CX360	214.55	9014-2360	362	7.25	1

• NOTE: CX225 through CX360 are not made with Vextra Construction.

Prices Subject To Change Without Notice





Metric Power™ Belts

Markets/Applications

- Textile Mills
- Machine Tool
- Food Processing

Features/Advantages

- Narrow and Classical sizes
- Vextra Construction
- Variable speed sizes — MTO
- Raw edge ground construction
- Molded notches reduce thermal and bending stresses
- Straight sidewalls for uniform wedging action
- Flex-bonded tensile cord
- Static conductive

How to Describe and Order

Specify the quantity required followed by the part number.

Narrow cross sections include: XPZ/SPZ, XPA/SPA, XPB/SPB and XPC/SPC.

Gates Metric Power Classical cross sections include: 10x, 13x and 17x. Metric Power belts are molded notch construction in lengths 3,000 mm and under. Metric Power belts are banded construction in lengths over 3,000 mm.

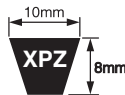
Sizes not listed and special constructions (variable speed) may be made-to-order. Contact Customer Service for availability.



CLASSICAL SECTION V-BELTS

Narrow Sizes

Product No. Series 9426 XPZ/SPZ Section



Part No.	Product No.	Sugg. List Price
XPZ604	9426-10604	\$6.81
XPZ612	9426-10612	6.81
XPZ630	9426-10630	6.81
XPZ637	9426-10637	6.91
XPZ640	9426-10640	6.91
XPZ660	9426-10660	6.91
XPZ670	9426-10670	6.91
XPZ672	9426-10672	7.32
XPZ682	9426-10682	7.32
XPZ710	9426-10710	7.32
XPZ722	9426-10722	7.60
XPZ730	9426-10730	7.60
XPZ737	9426-10737	7.60
XPZ750	9426-10750	7.60
XPZ758	9426-10758	7.60
XPZ762	9426-10762	7.82
XPZ787	9426-10787	7.82
XPZ800	9426-10800	7.82
XPZ812	9426-10812	8.41
XPZ825	9426-10825	8.41
XPZ837	9426-10837	8.41
XPZ850	9426-10850	8.41
XPZ862	9426-10862	8.71
XPZ875	9426-10875	8.71
XPZ887	9426-10887	8.71
XPZ900	9426-10900	8.71
XPZ912	9426-10912	9.21
XPZ925	9426-10925	9.21
XPZ937	9426-10937	9.21
XPZ950	9426-10950	9.21
XPZ962	9426-10962	9.90
XPZ987	9426-10987	9.90
XPZ1000	9426-11000	9.90

Part No.	Product No.	Sugg. List Price
XPZ1010	9426-11010	\$10.41
XPZ1012	9426-11012	10.41
XPZ1024	9426-11024	10.41
XPZ1037	9426-11037	10.41
XPZ1047	9426-11047	10.41
XPZ1060	9426-11060	10.41
XPZ1077	9426-11077	11.03
XPZ1080	9426-11080	11.03
XPZ1087	9426-11087	11.03
XPZ1112	9426-11112	11.03
XPZ1120	9426-11120	11.03
XPZ1137	9426-11137	11.83
XPZ1140	9426-11140	11.83
XPZ1150	9426-11150	11.83
XPZ1162	9426-11162	11.83
XPZ1180	9426-11180	11.83
XPZ1187	9426-11187	12.41
XPZ1202	9426-11202	12.41
XPZ1210	9426-11210	12.41
XPZ1212	9426-11212	12.41
XPZ1227	9426-11227	12.41
XPZ1237	9426-11237	12.41
XPZ1250	9426-11250	12.41
XPZ1262	9426-11262	12.82
XPZ1270	9426-11270	12.82
XPZ1287	9426-11287	12.82
XPZ1312	9426-11312	12.82
XPZ1320	9426-11320	12.82
XPZ1337	9426-11337	13.83
XPZ1340	9426-11340	13.83
XPZ1362	9426-11362	13.83
XPZ1387	9426-11387	13.83
XPZ1400	9426-11400	13.83

Part No.	Product No.	Sugg. List Price
XPZ1412	9426-11412	\$14.62
XPZ1420	9426-11420	14.62
XPZ1430	9426-11430	14.62
XPZ1437	9426-11437	14.62
XPZ1450	9426-11450	14.62
XPZ1462	9426-11462	14.62
XPZ1470	9426-11470	14.62
XPZ1487	9426-11487	14.62
XPZ1500	9426-11500	15.62
XPZ1512	9426-11512	15.62
XPZ1520	9426-11520	15.62
XPZ1527	9426-11527	15.62
XPZ1537	9426-11537	15.62
XPZ1560	9426-11560	15.62
XPZ1562	9426-11562	15.62
XPZ1587	9426-11587	15.62
XPZ1600	9426-11600	17.22
XPZ1612	9426-11612	17.22
XPZ1637	9426-11637	17.22
XPZ1650	9426-11650	17.22
XPZ1662	9426-11662	17.22
XPZ1687	9426-11687	17.22
XPZ1700	9426-11700	19.04
XPZ1712	9426-11712	19.04
XPZ1737	9426-11737	19.04
XPZ1750	9426-11750	19.04
XPZ1762	9426-11762	19.04
XPZ1787	9426-11787	19.04
XPZ1800	9426-11800	19.84
XPZ1812	9426-11812	19.84
XPZ1837	9426-11837	19.84
XPZ1850	9426-11850	19.84
XPZ1862	9426-11862	19.84

Vextra® V80®

Part No.	Product No.	Sugg. List Price
XPZ1887	9426-11887	\$19.84
XPZ1900	9426-11900	19.84
XPZ1937	9426-11937	21.23
XPZ1950	9426-11950	21.23
XPZ1962	9426-11962	21.23
XPZ1987	9426-11987	21.23
XPZ2000	9426-12000	21.23
XPZ2030	9426-12030	22.43
XPZ2037	9426-12037	22.43
XPZ2062	9426-12062	22.43
XPZ2087	9426-12087	22.43
XPZ2120	9426-12120	12.41
XPZ2137	9426-12137	24.02
XPZ2187	9426-12187	24.02
XPZ2240	9426-12240	24.02
XPZ2280	9426-12280	25.44
XPZ2287	9426-12287	25.44
XPZ2300	9426-12300	25.44
XPZ2360	9426-12360	25.44
XPZ2410	9426-12410	55.47
XPZ2437	9426-12437	26.16
XPZ2487	9426-12487	27.24
XPZ2500	9426-12500	28.03
XPZ2540	9426-12540	28.03
XPZ2650	9426-12650	29.24
XPZ2800	9426-12800	31.23
XPZ2840	9426-12840	33.23
XPZ3000	9426-13000	33.23
SPZ3150	9426-03150	34.04
SPZ3350	9426-03350	36.26
SPZ3550	9426-03550	38.45

Prices Subject To Change Without Notice

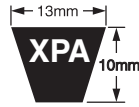




Metric Power™ Belts (continued)

Product No. Series 9420

XPA/SPA Section



CLASSICAL SECTION V-BELTS

Part No.	Product No.	Sugg. List Price
XPA630	9420-10630	\$10.55
XPA670	9420-10670	10.55
XPA730	9420-10730	11.03
XPA732	9420-10732	11.03
XPA750	9420-10750	11.03
XPA760	9420-10760	11.03
XPA762	9420-10762	11.03
XPA772	9420-10772	11.03
XPA782	9420-10782	11.03
XPA800	9420-10800	11.03
XPA820	9420-10820	11.42
XPA832	9420-10832	11.42
XPA850	9420-10850	12.22
XPA900	9420-10900	12.22
XPA910	9420-10910	12.22
XPA922	9420-10922	12.22
XPA932	9420-10932	13.03
XPA950	9420-10950	13.03
XPA967	9420-10967	13.61
XPA982	9420-10982	13.61
XPA1000	9420-11000	13.61
XPA1032	9420-11032	14.62
XPA1060	9420-11060	14.62
XPA1082	9420-11082	15.83
XPA1107	9420-11107	15.83
XPA1120	9420-11120	15.83
XPA1132	9420-11132	15.83
XPA1150	9420-11150	16.83
XPA1157	9420-11157	16.83
XPA1180	9420-11180	16.83
XPA1207	9420-11207	17.62
XPA1232	9420-11232	17.62
XPA1250	9420-11250	17.62

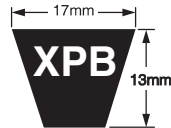
Part No.	Product No.	Sugg. List Price
XPA1257	9420-11257	\$18.23
XPA1272	9420-11272	18.23
XPA1282	9420-11282	18.23
XPA1300	9420-11300	18.23
XPA1307	9420-11307	18.23
XPA1320	9420-11320	18.23
XPA1332	9420-11332	20.63
XPA1340	9420-11340	20.63
XPA1357	9420-11357	20.63
XPA1360	9420-11350	20.63
XPA1375	9420-11375	20.63
XPA1382	9420-11382	20.63
XPA1400	9420-11400	20.63
XPA1407	9420-11407	20.63
XPA1425	9420-11425	23.63
XPA1430	9420-11430	23.63
XPA1432	9420-11432	23.63
XPA1450	9420-11450	23.63
XPA1457	9420-11457	23.63
XPA1482	9420-11482	23.63
XPA1500	9420-11500	23.63
XPA1507	9420-11507	25.23
XPA1525	9420-11525	25.23
XPA1532	9420-11532	25.23
XPA1550	9420-11550	25.23
XPA1557	9420-11557	25.23
XPA1582	9420-11582	25.23
XPA1600	9420-11600	25.23
XPA1607	9420-11607	26.83
XPA1630	9420-11630	26.83
XPA1632	9420-11632	26.83
XPA1650	9420-11650	26.83
XPA1657	9420-11657	26.83

Part No.	Product No.	Sugg. List Price
XPA1662	9420-11662	\$26.83
XPA1675	9420-11675	26.83
XPA1680	9420-11680	26.83
XPA1682	9420-11682	26.83
XPA1700	9420-11700	26.83
XPA1707	9420-11707	27.63
XPA1732	9420-11732	27.63
XPA1750	9420-11750	27.63
XPA1757	9420-11757	27.63
XPA1782	9420-11782	27.63
XPA1800	9420-11800	27.63
XPA1807	9420-11807	28.64
XPA1832	9420-11832	28.64
XPA1850	9420-11850	28.64
XPA1857	9420-11857	28.64
XPA1882	9420-11882	28.64
XPA1900	9420-11900	28.64
XPA1907	9420-11907	29.84
XPA1932	9420-11932	29.84
XPA1950	9420-11950	29.84
XPA1982	9420-11982	29.84
XPA2000	9420-12000	29.84
XPA2032	9420-12032	31.45
XPA2057	9420-12057	31.45
XPA2082	9420-12082	31.45
XPA2120	9420-12120	31.45
XPA2132	9420-12132	32.65
XPA2182	9420-12182	32.65
XPA2207	9420-12207	32.65
XPA2227	9420-12227	32.65
XPA2232	9420-12232	32.65
XPA2240	9420-12240	32.65
XPA2282	9420-12282	34.04

Part No.	Product No.	Sugg. List Price
XPA2300	9420-12300	\$34.04
XPA2307	9420-12307	34.04
XPA2332	9420-12332	34.04
XPA2360	9420-12360	34.04
XPA2382	9420-12382	34.84
XPA2432	9420-12432	34.84
XPA2482	9420-12482	34.84
XPA2500	9420-12500	34.84
XPA2532	9420-12532	36.26
XPA2582	9420-12582	36.26
XPA2607	9420-12607	36.26
XPA2650	9420-12650	36.26
XPA2682	9420-12682	38.04
XPA2732	9420-12732	38.04
XPA2782	9420-12782	38.04
XPA2800	9420-12800	38.04
XPA2832	9420-12832	40.05
XPA2882	9420-12882	40.05
XPA2982	9420-12982	45.47
XPA3000	9420-13000	45.47
SPA3070	9420-03070	46.45
SPA3082	9420-03082	46.45
SPA3150	9420-03150	46.45
SPA3182	9420-03182	46.86
SPA3282	9420-03282	48.86
SPA3350	9420-03482	51.87
SPA3482	9333-40003	51.87
SPA3550	9420-03550	51.87
SPA3750	9420-03750	54.46
SPA4000	9420-04000	57.88
SPA4250	9420-04250	64.47
SPA4500	9420-04500	64.47

Product No. Series 9421

XPB/SPB Section



Part No.	Product No.	Sugg. List Price
XPB1250	9421-11250	\$27.85
XPB1260	9421-11260	27.85
XPB1320	9421-11320	28.83
XPB1340	9421-11340	28.83
XPB1400	9421-11400	31.05
XPB1410	9421-11410	33.23
XPB1450	9421-11450	33.23
XPB1500	9421-11500	33.23
XPB1510	9421-11510	35.06
XPB1590	9421-11590	35.06
XPB1600	9421-11600	35.06
XPB1627	9421-11627	35.06
XPB1690	9421-11690	37.65
XPB1700	9421-11700	37.65

Part No.	Product No.	Sugg. List Price
XPB1800	9421-11800	\$39.24
XPB1900	9421-11900	42.27
XPB2000	9421-12000	44.67
XPB2020	9421-12020	47.12
XPB2098	9421-12098	47.12
XPB2120	9421-12120	47.12
XPB2150	9421-12150	49.87
XPB2180	9421-12180	49.87
XPB2240	9421-12240	49.87
XPB2280	9421-12280	52.46
XPB2300	9421-12300	52.46
XPB2360	9421-12360	52.46
XPB2391	9421-12391	55.47
XPB2410	9421-12410	55.47

Part No.	Product No.	Sugg. List Price
XPB2500	9421-12500	\$55.47
XPB2530	9421-12530	59.08
XPB2650	9421-12650	59.08
XPB2680	9421-12680	61.89
XPB2800	9421-12800	61.89
XPB2990	9421-12990	66.48
XPB3000	9421-13000	66.48
SPB3150	9421-03150	68.48
SPB3350	9421-03350	73.10
SPB3550	9421-03550	77.28
SPB3750	9421-03750	81.70
SPB3800	9421-03800	84.40
SPB4000	9421-04000	86.90
SPB4250	9421-04250	92.50

Part No.	Product No.	Sugg. List Price
SPB4500	9421-04500	\$98.11
SPB4750	9421-04750	103.53
SPB5000	9421-05000	109.14
SPB5300	9421-05300	115.54
SPB5600	9421-05600	122.14
SPB6000	9421-06000	130.56
SPB6300	9421-06300	138.16
SPB6700	9421-06700	146.17
SPB7100	9421-07100	154.27
SPB7500	9421-07500	163.79
SPB8000	9421-08000	174.42

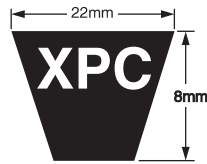
Prices Subject To Change Without Notice





Metric Power™ Belts (continued)

Product No. Series 9422
XPC/SPC Section



Part No.	Product No.	Sugg. List Price
XPC1800	9422-11800	\$64.67
XPC2000	9422-12000	68.07
XPC2120	9422-12120	71.49
XPC2240	9422-12240	75.28
XPC2360	9422-12360	79.29
XPC2500	9422-12500	83.29
XPC2650	9422-12650	88.10
XPC2800	9422-12800	92.72

Part No.	Product No.	Sugg. List Price
XPC3000	9422-13000	\$103.86
SPC3150	9422-03150	106.32
SPC3350	9422-03350	107.14
SPC3550	9422-03550	119.14
SPC3750	9422-03750	119.14
SPC4000	9422-04000	127.56
SPC4250	9422-04250	134.96
SPC4500	9422-04500	142.17

Part No.	Product No.	Sugg. List Price
SPC4750	9422-04750	\$157.20
SPC5000	9422-05000	157.20
SPC5300	9422-05300	166.19
SPC5600	9422-05600	175.62
SPC6000	9422-06000	187.42
SPC6300	9422-06300	189.00
SPC6700	9422-06700	208.24
SPC7100	9422-07100	220.25

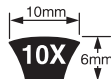


Part No.	Product No.	Sugg. List Price
SPC7500	9422-07500	\$232.27
SPC8000	9422-08000	248.28
SPC8500	9422-08500	262.30
SPC9000	9422-09000	278.40
SPC10000	9422-01000	306.95
SPC10600	9422-01060	322.29

CLASSICAL SECTION V-BELTS

Classical Sizes

Product No. Series 9424
10X Section



Part No.	Product No.	Sugg. List Price
10X530Li	9424-10530	\$6.72
10X540Li	9424-10540	7.10
10X670Li	9424-10670	7.19
10X710Li	9424-10710	7.48
10X725Li	9424-10725	7.48
10X730Li	9424-10730	7.48

Part No.	Product No.	Sugg. List Price
10X750Li	9424-10750	\$7.63
10X775Li	9424-10775	7.63
10X800Li	9424-10800	7.63
10X875Li	9424-10875	7.76
10X900Li	9424-10900	7.76
10X925Li	9424-10925	8.09

Part No.	Product No.	Sugg. List Price
10X950Li	9424-10950	\$8.09
10X975Li	9424-10975	8.64
10X1000Li	9424-10100	8.64
10X1016Li	9424-10101	8.73
10X1060Li	9424-10106	8.85
10X1100Li	9424-10110	8.97

Part No.	Product No.	Sugg. List Price
10X1120Li	9424-10112	\$8.97
10X1180Li	9424-10118	9.18
10X1400Li	9424-10140	10.42
10X1422Li	9424-10142	11.75
10X1750Li	9424-10175	15.04

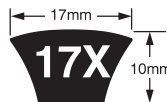
Product No. Series 9423 & 9324
13X Section



Part No.	Product No.	Sugg. List Price
13X715Li	9424-13715	\$7.40
13X750Li	9424-13750	8.21
13X813Li	9424-13813	8.97
13X925Li	9424-13925	9.54

Part No.	Product No.	Sugg. List Price
13X975Li	9424-13975	\$9.63
13X2650Li	9424-13265	23.46
13X4000Li	9423-13400	37.63

Product No. Series 9423 & 9324
17X Section



Part No.	Product No.	Sugg. List Price
17X875Li	9424-17875	\$12.63
17X1500Li	9424-17150	20.60
17X1525Li	9424-17152	21.48
17X1800Li	9424-17180	24.34
17X2160Li	9424-17216	30.33
17X2240Li	9424-17224	30.33

Part No.	Product No.	Sugg. List Price
17X2540Li	9424-17254	\$34.07
17X3658Li	9423-17365	52.91
17X8180Li	9423-17818	139.04
17X8375Li	9423-17837	142.35
17X8636Li	9423-17863	146.79

Prices Subject To Change Without Notice





CarryBand® Belts



Markets/Applications

- Cargo & Baggage Handling Systems
- Freight Handling Systems for Docks & Inland Ports

Features/Advantages

- Oil and Heat Resistant
- Withstands Temperature Extremes
- High Coefficient of Friction

Features/Advantages (continued)

- Maximum Traction
- Tough-wearing Surface

How to Describe and Order

Specify the quantity required, followed by the part number.

Nonstandard sizes are Made-To-Order and require minimum order quantities. Check with Customer Service for availability.

CarryBand Belts require standard straight **A** sheaves. Four- and five-groove sheaves are available on a **Made-To-Order** basis. Special sheave designs are available for systems with heavy forces acting transversely to the belt.

Product No. Series 9287

Part No.	Suggested List Price	Product No.	Strands Per Band	Pitch Length (in.)	Wt. Per Strand (Lbs.)
2864CB	\$445.18	9287-2864	4	183.9	10.51
2865CB	483.93	9287-2865	4	199.9	11.37
2905CB	379.00	9287-2905	4	157.1	9.31
¹ 3006CB	150.40	9287-3006	5	47.2	4.57
3041CB	457.20	9287-3041	4	190.1	10.84
¹ 3686CB	1078.83	9287-3686	6	294.1	24.69
3761CB	758.99	9287-3761	6	208.6	17.85
3814CB	501.32	9287-3814	4	206.9	11.92

¹Made-To-Order, minimum quantity may apply. Check with Customer Service for availability.

Prices Subject To Change Without Notice



CLASSICAL SECTION V-BELTS

Power Cable® Belts

Markets/Applications

An excellent alternative to standard A, B and C section drive belts in tough applications.

Features/Advantages

- Aramid Cord
- Oil and Heat Resistant
- Gates Curves
- Flex-Bonded Cords
- Flex-Weave™ Cover
- Superior Shock Load Capability
- Extraordinary Strength & Durability

How to Describe and Order

Specify the quantity required, followed by the part number.

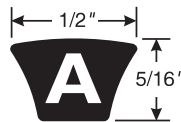
Non-Stock sizes are available on a Made-To-Order basis in production quantities. Check with Customer Service for availability.



NOTE: Power Cable Belts do not meet RMA Requirements for Belt Static Conductivity.

CLASSICAL SECTION V-BELTS

Product No. Series 9132



A Section

Part No.	Suggested List Price	Product No.	Belt O.C. (In.)	Wt. Ea. (Lbs.)	Customer Pack
A26K	\$10.87	9132-0026	28	.26	5
A31K	10.87	9132-0031	33	.29	5
A33K	12.12	9132-0033	35	.31	5
A35K	12.55	9132-0035	37	.27	1
A38K	13.37	9132-0038	40	.35	5
A40K	13.80	9132-0040	42	.36	5
A42K	14.38	9132-0042	44	.37	5
A44K	14.82	9132-0044	46	.46	5
A45K	11.78	9132-0045	47	.40	5
A46K	15.06	9132-0046	48	.40	5
A47K	15.21	9132-0047	49	.41	5
A48K	15.39	9132-0048	50	.42	5
A50K	15.71	9132-0050	52	.43	5
A51K	15.90	9132-0051	53	.43	5
A52K	16.07	9132-0052	54	.44	5
A53K	16.23	9132-0053	55	.45	5
A54K	16.49	9132-0054	56	.43	1
A55K	16.64	9132-0055	57	.46	5
A56K	16.80	9132-0056	58	.44	1

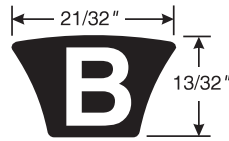
Part No.	Suggested List Price	Product No.	Belt O.C. (In.)	Wt. Ea. (Lbs.)	Customer Pack
A57K	\$16.97	9132-0057	59	.47	5
A58K	17.24	9132-0058	60	.51	5
A59K	17.40	9132-0059	61	.46	1
A60K	17.55	9132-0060	62	.50	5
A61K	17.81	9132-0061	63	.48	1
A62K	17.97	9132-0062	64	.49	1
A63K	18.24	9132-0063	65	.52	5
A64K	18.41	9132-0064	66	.53	5
A66K	18.83	9132-0066	68	.54	5
A68K	19.22	9132-0068	70	.56	5
A70K	20.08	9132-0070	72	.59	5
A71K	20.24	9132-0071	73	.55	1
A75K	20.92	9132-0075	77	.58	1
A78K	21.92	9132-0078	80	.60	1
A80K	22.58	9132-0080	82	.61	1
A85K	24.26	9132-0085	87	.65	1
A90K	25.92	9132-0090	92	.69	1
A96K	27.59	9132-0096	98	.73	1
A105K	30.09	9132-0105	107	.79	1

Prices Subject To Change Without Notice





Power Cable® Belts (continued)



Product No. Series 9133

B Section

CLASSICAL SECTION V-BELTS

Part No.	Suggested List Price	Product No.	Belt O.C. (In.)	Wt. Ea. (Lbs.)	Customer Pack
B35K	\$16.73	9133-0035	38	.43	1
B38K	18.41	9133-0038	41	.57	5
B40K	19.22	9133-0040	43	.68	5
B42K	20.08	9133-0042	45	.70	5
B44K	20.92	9133-0044	47	.72	5
B46K	21.73	9133-0046	49	.74	5
B48K	22.42	9133-0048	51	.68	5
B50K	23.09	9133-0050	53	.63	1
B51K	23.41	9133-0051	54	.80	5
B52K	23.68	9133-0052	55	.64	1
B53K	23.83	9133-0053	56	.66	1
B54K	24.07	9133-0054	57	.67	1
B55K	24.26	9133-0055	58	.73	5
B56K	24.43	9133-0056	59	.69	1
B57K	24.58	9133-0057	60	.70	1
B58K	24.75	9133-0058	61	.71	1
B59K	24.93	9133-0059	62	.72	1
B60K	25.09	9133-0060	63	.82	5
B61K	25.43	9133-0061	64	.75	1
B62K	25.75	9133-0062	65	.78	5
B63K	26.10	9133-0063	66	.77	1
B64K	26.41	9133-0064	67	.95	5
B65K	26.77	9133-0065	68	.79	1
B66K	27.09	9133-0066	69	.93	5
B68K	27.59	9133-0068	71	.84	5

Part No.	Suggested List Price	Product No.	Belt O.C. (In.)	Wt. Ea. (Lbs.)	Customer Pack
B70K	\$28.35	9133-0070	73	.93	5
B71K	28.68	9133-0071	74	.94	5
B75K	30.09	9133-0075	78	.92	5
B78K	31.38	9133-0078	81	.98	5
B80K	32.19	9133-0080	83	.96	1
B81K	32.63	9133-0081	84	1.05	5
B83K	33.68	9133-0083	86	1.01	1
B85K	34.28	9133-0085	88	1.07	5
B90K	35.95	9133-0090	93	1.12	5
B93K	37.63	9133-0093	96	1.12	1
B95K	38.46	9133-0095	98	1.30	5
B97K	39.31	9133-0097	100	1.32	5
B100K	40.14	9133-0100	103	1.35	5
B103K	40.99	9133-0103	106	1.26	1
B105K	41.81	9133-0105	108	1.29	5
B108K	43.33	9133-0108	111	1.32	1
B112K	45.17	9133-0112	115	1.37	5
B120K	47.66	9133-0120	123	1.47	1
B124K	49.35	9133-0124	127	1.62	5
B128K	51.01	9133-0128	131	1.72	5
B136K	54.52	9133-0136	139	1.71	1
B144K	57.71	9133-0144	147	1.91	5
B158K	62.72	9133-0158	161	1.99	1
B173K	68.58	9133-0173	176	2.55	5
B195K	77.75	9133-0195	198	2.46	1



Product No. Series 9134

C Section

Part No.	Suggested List Price	Product No.	Belt O.C. (In.)	Wt. Ea. (Lbs.)	Customer Pack
C68K	\$51.01	9134-0068	72	1.60	1
C75K	56.02	9134-0075	79	1.74	1
C81K	61.04	9134-0081	85	1.87	1
C85K	62.72	9134-0085	89	1.99	5
C90K	67.72	9134-0090	94	2.08	1
C96K	71.90	9134-0096	100	2.13	5
C100K	74.92	9134-0100	104	2.29	1
C105K	78.61	9134-0105	109	2.47	5
C112K	83.62	9134-0112	116	2.58	1

Part No.	Suggested List Price	Product No.	Belt O.C. (In.)	Wt. Ea. (Lbs.)	Customer Pack
C120K	\$89.48	9134-0120	124	2.74	1
C128K	95.33	9134-0128	132	2.91	1
C136K	100.69	9134-0136	140	3.00	1
C144K	107.03	9134-0144	148	3.55	5
C158K	117.07	9134-0158	162	3.60	1
C162K	119.57	9134-0162	166	3.68	1
C173K	127.94	9134-0173	177	3.91	1
C180K	133.79	9134-0180	184	4.05	1
C195K	144.65	9134-0195	199	4.36	1

Prices Subject To Change Without Notice



Hi-Power® II Dubl-V Belts

Markets/Applications

Suitable for all industrial serpentine applications requiring rotation reversal on some driven shafts.

Features/Advantages (continued)

- Flex-Weave™ Cover
- Unique Design for Reduced Bending and Maintaining Maximum Sidewall Contact



Features/Advantages

- Oil and Heat Resistant
- Static Conductive
- Gates Curves
- Flex-Bonded Cords

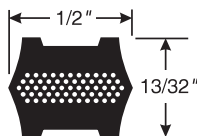
How to Describe and Order

Specify the quantity required, followed by the part number.

Dubl-V belts are available in AA, BB, CC and DD cross sections.

CLASSICAL SECTION V-BELTS

Product No. Series 9052

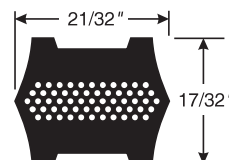


AA Section

Part No.	Suggested List Price	Product No.	Belt Nominal E.L. (In.)	Wt. Ea. (Lbs.)
AA51	\$22.14	9052-0051	53	.45
AA55	23.21	9052-0055	57	.48
AA60	24.51	9052-0060	62	.52
AA68	26.80	9052-0068	70	.58
AA75	29.16	9052-0075	77	.63
AA80	31.46	9052-0080	82	.69
AA85	33.84	9052-0085	87	.74

Part No.	Suggested List Price	Product No.	Belt Nominal E.L. (In.)	Wt. Ea. (Lbs.)
AA90	\$36.12	9052-0090	92	.78
AA92	36.94	9052-0092	94	.79
AA96	38.50	9052-0096	98	.83
AA105	41.93	9052-0105	107	.91
AA112	46.60	9052-0112	114	.97
AA120	50.09	9052-0120	122	1.06
AA128	53.63	9052-0128	130	1.13

Product No. Series 9053



BB Section

Part No.	Suggested List Price	Product No.	Belt Nominal E.L. (In.)	Wt. Ea. (Lbs.)
BB35	\$23.35	9053-0035	38	.54
BB38	25.63	9053-0038	41	.58
BB42	27.99	9053-0042	45	.63
BB43	28.57	9053-0043	46	.64
BB45	29.74	9053-0045	48	.66
BB46	30.28	9053-0046	49	.68
BB51	32.61	9053-0051	54	.74
BB53	33.17	9053-0053	56	.77
BB55	33.79	9053-0055	58	.79
BB60	34.94	9053-0060	63	.87
BB68	38.50	9053-0068	71	1.00
BB71	39.98	9053-0071	74	1.05
BB73	40.95	9053-0073	76	1.08
BB74	41.47	9053-0074	77	1.09
BB75	41.93	9053-0075	78	1.10
BB81	45.45	9053-0081	84	1.19
BB85	47.81	9053-0085	88	1.24
BB90	50.09	9053-0090	93	1.35
BB92	51.62	9053-0092	95	1.38
BB93	52.42	9053-0093	96	1.39

Part No.	Suggested List Price	Product No.	Belt Nominal E.L. (In.)	Wt. Ea. (Lbs.)
BB94	\$53.03	9053-0094	97	1.40
BB97	54.75	9053-0097	100	1.46
BB105	58.29	9053-0105	108	1.57
BB107	59.64	9053-0107	110	1.60
BB108	60.35	9053-0108	111	1.61
BB111	62.81	9053-0111	114	1.67
BB112	62.96	9053-0112	115	1.68
BB116	64.68	9053-0116	119	1.74
BB118	65.46	9053-0118	121	1.76
BB120	66.45	9053-0120	123	1.79
BB122	67.56	9053-0122	125	1.82
BB123	68.04	9053-0123	126	1.83
BB124	68.73	9053-0124	127	1.84
BB127	70.37	9053-0127	130	1.88
BB128	71.06	9053-0128	131	1.90
BB129	71.90	9053-0129	132	1.91
BB130	72.47	9053-0130	133	1.92
BB136	75.96	9053-0136	139	2.04
BB144	80.39	9053-0144	147	2.14
BB155	84.82	9053-0155	158	2.28

Prices Subject To Change Without Notice





Hi-Power® II Dubl-V Belts (continued)

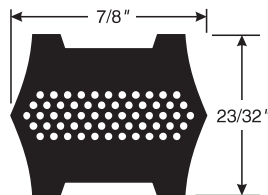
Product No. Series 9053 (continued)

BB Section (continued)

Part No.	Suggested List Price	Product No.	Belt Nominal E.L. (In.)	Wt. Ea. (Lbs.)
BB158	\$87.40	9053-0158	161	2.31
BB168	92.87	9053-0168	171	2.44
BB169	93.35	9053-0169	172	2.52
BB173	95.58	9053-0173	176	2.57
BB180	100.24	9053-0180	183	2.67
BB190	105.64	9053-0190	193	2.77
BB195	108.38	9053-0195	198	2.87
BB210	116.49	9053-0210	213	3.14

Part No.	Suggested List Price	Product No.	Belt Nominal E.L. (In.)	Wt. Ea. (Lbs.)
BB226	\$124.32	9053-0226	227	3.41
BB228	125.39	9053-0228	229	3.44
BB230	126.47	9053-0230	231	3.47
BB240	131.65	9053-0240	241	3.61
BB270	149.11	9053-0270	271	4.17
BB277	152.99	9053-0277	278	4.26
BB300	165.46	9053-0300	301	4.58

CLASSICAL SECTION V-BELTS

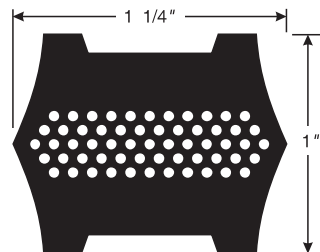


Product No. Series 9054

CC Section

Part No.	Suggested List Price	Product No.	Belt Nominal E.L. (In.)	Wt. Ea. (Lbs.)
CC75	\$78.06	9054-0075	79	2.08
CC81	85.09	9054-0081	85	2.22
CC85	87.37	9054-0085	89	2.32
CC90	94.42	9054-0090	94	2.47
CC96	100.17	9054-0096	100	2.63
CC105	109.52	9054-0105	109	2.84
CC112	116.53	9054-0112	116	3.09
CC120	124.64	9054-0120	124	3.28
CC128	132.85	9054-0128	132	3.47
CC136	140.26	9054-0136	140	3.66
CC144	149.17	9054-0144	148	3.85
CC158	163.10	9054-0158	162	4.21

Part No.	Suggested List Price	Product No.	Belt Nominal E.L. (In.)	Wt. Ea. (Lbs.)
CC162	\$166.60	9054-0162	166	4.30
CC173	178.30	9054-0173	177	4.57
CC180	186.38	9054-0180	184	4.73
CC195	201.54	9054-0195	199	5.22
CC210	217.84	9054-0210	214	5.76
CC240	244.70	9054-0240	242	6.45
CC270	276.14	9054-0270	272	7.64
CC300	306.40	9054-0300	302	8.38
CC330	336.72	9054-0330	332	9.12
CC360	366.97	9054-0360	362	9.86
CC390	398.42	9054-0390	392	10.61
CC420	429.92	9054-0420	422	11.35



Product No. Series 9055

DD Section

Part No.	Suggested List Price	Product No.	Belt Nominal E.L. (In.)	Wt. Ea. (Lbs.)
DD270	\$509.07	9055-0270	273	14.87
DD300	565.00	9055-0300	303	16.37
DD360	678.00	9055-0360	363	19.33

Prices Subject To Change Without Notice





Power Curve™ Belts

Markets/Applications

- Power turn conveyor beds
- Automotive manufacturing conveyors

Features/Advantages

- Ensures Excellent Performance
- Ideal for Skid and Roller Conveyor Systems.
- Longer Service Life.

How to Describe and Order

Specify the quantity required, followed by the part number.

Nonstandard sizes are Made-To-Order and require minimum order quantities. Check with Customer Service for availability.



CLASSICAL SECTION V-BELTS

Product No. Series 9003

B Section


Part No.	Suggested List Price	Product No.	Belt O.C. (In.)	Wt. Ea. (Lbs.)
B112PC	\$31.89	9003-7112	115	1.33
B116PC	32.77	9003-7116	119	1.38
B120PC	33.65	9003-7120	123	1.42
B124PC	34.84	9003-7124	127	1.47
B128PC	36.00	9003-7128	131	1.51
B133PC	37.80	9003-7133	136	1.48
B136PC	38.49	9003-7136	139	1.61
B140PC	39.56	9003-7140	143	1.63
B144PC	40.74	9003-7144	147	1.76
B150PC	43.00	9003-7150	153	1.86
B154PC	44.15	9003-7154	157	1.91
B158PC	44.28	9003-7158	161	1.95
B162PC	46.05	9003-7162	165	2.05
B173PC	48.41	9003-7173	176	2.11
B180PC	50.77	9003-7180	183	2.27
B190PC	53.57	9003-7190	193	2.45
B195PC	54.90	9003-7195	198	2.49
B205PC	57.56	9003-7205	208	2.56
B210PC	59.04	9003-7210	213	2.66

Part No.	Suggested List Price	Product No.	Belt O.C. (In.)	Wt. Ea. (Lbs.)
B225PC	\$62.70	9003-7225	226	2.72
B240PC	66.72	9003-7240	241	2.80
B255PC	71.15	9003-7255	256	2.86
B270PC	75.56	9003-7270	271	2.88
B285PC	79.71	9003-7285	286	2.90
B300PC	83.83	9003-7300	301	3.00
B315PC	89.86	9003-7315	316	3.20
B330PC	117.67	9003-7330	331	3.35
B345PC	123.02	9003-7345	346	3.50
B360PC	128.37	9003-7360	361	3.66
B375PC	133.72	9003-7375	376	3.81
B390PC	139.07	9003-7390	391	3.96
B405PC	144.42	9003-7405	406	4.11
B420PC	149.77	9003-7420	421	4.27
B430PC	153.33	9003-7430	431	4.37
B445PC	158.68	9003-7445	446	4.52
B460PC	164.03	9003-7460	461	4.67
B500PC	178.29	9003-7500	501	5.08

Prices Subject To Change Without Notice



Micro-V® Belts



Markets/Applications

- Appliances
- Outdoor Power Equipment
- Roller Conveyors
- Machine Tools
- Medical Equipment
- Exercise Equipment

Features/Advantages

- Oil and Heat Resistant
- High Modulus, Low Stretch Tensile Member
- Static Conductive
- Fiber-Reinforced Ribs
- Truncated (Shortened) Rib Profile
- Up to 80% Higher HP Capacity than RMA Standards
- Small Drive Package
- Smooth Running
- High Speed Power Transmission

How to Describe and Order

Specify the quantity required followed by the part number.

For Example:

Quantity **Part Number**
 20 780L16

The **Part Number** is constructed by using the size followed by the number of ribs.

780 = Effective Length, 78.0 inches

L = Cross Section

16 = Number of strands

Popular sizes and rib configurations will be stocked. Other rib configurations are Standard/Non-Stock and may require manufacturing lead times. Minimum order quantities will not be required. Check with Customer Service for availability.

MICRO-V, MULTISPEED AND SPECIALTY BELTS

Product No. Series 9171



J Section

Size	Suggested List Price Per Rib	Suggested List Prices For Standard Rib Configurations					Effective Length (In.)	Wt. Per Rib (Lbs.)	Max. No. of Ribs
		4 Rib	6 Rib	10 Rib	16 Rib	20 Rib			
180J	\$2.15	\$8.60	\$12.90	\$21.50	\$34.40	\$43.00	18.0	.008	30
190J	2.15	8.60	12.90	21.50	34.40	43.00	19.0	.009	30
200J	2.15	8.60	12.90	21.50	34.40	43.00	20.0	.009	30
220J	2.15	8.60	12.90	21.50	34.40	43.00	22.0	.010	211
230J	2.15	8.60	12.90	21.50	34.40	43.00	23.0	.011	211
240J	2.15	8.60	12.90	21.50	34.40	43.00	24.0	.011	211
260J	2.20	8.80	13.20	22.00	35.20	44.00	26.0	.012	211
280J	2.20	8.80	13.20	22.00	35.20	44.00	28.0	.013	211
290J	2.22	8.88	13.32	22.20	35.52	44.40	29.0	.014	211
300J	2.25	9.00	13.50	22.50	36.00	45.00	30.0	.014	211
320J	2.30	9.20	13.80	23.00	36.80	46.00	32.0	.015	211
330J	2.33	9.32	13.98	23.30	37.28	46.60	33.0	.016	211
340J	2.34	9.36	14.04	23.40	37.44	46.80	34.0	.016	211
360J	2.34	9.36	14.04	23.40	37.44	46.80	36.0	.017	211
380J	2.39	9.56	14.34	23.90	38.24	47.80	38.0	.018	211
400J	2.43	9.72	14.58	24.30	38.88	48.60	40.0	.019	211
410J	2.44	9.76	14.64	24.40	39.04	48.80	41.0	.019	211
420J	2.45	9.80	14.70	24.50	39.20	49.00	42.0	.020	211
430J	2.48	9.92	14.88	24.80	39.68	49.60	43.0	.020	211
440J	2.50	10.00	15.00	25.00	40.00	50.00	44.0	.021	211
460J	2.52	10.08	15.12	25.20	40.32	50.40	46.0	.022	211
480J	2.55	10.20	15.30	25.50	40.80	51.00	48.0	.023	211
490J	2.56	10.24	15.36	25.60	40.96	51.20	49.0	.023	211
500J	2.61	10.44	15.66	26.10	41.76	52.20	50.0	.024	211
520J	2.71	10.84	16.26	27.10	43.36	54.20	52.0	.024	211
550J	2.80	11.20	16.80	28.00	44.80	56.00	55.0	.026	211
580J	2.94	11.76	17.64	29.40	47.04	58.80	58.0	.027	211
610J	3.03	12.12	18.18	30.30	48.48	60.60	61.0	.029	211
650J	3.16	12.64	18.96	31.60	50.56	63.20	65.0	.031	211
730J	3.53	14.12	21.18	35.30	56.48	70.60	73.0	.034	211
³ 870J	3.71	14.84	22.26	37.10	59.36	74.20	87.0	.041	211
³ 920J	4.12	16.48	24.72	41.20	—	—	92.0	.043	10
³ 980J	4.36	17.44	26.16	43.60	—	—	98.0	.046	10

³Available only up to 10 rib configuration due to ground rib construction.

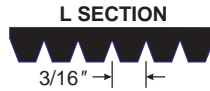
Prices Subject To Change Without Notice





Micro-V® Belts (continued)

Product No. Series 9173



L Section

Size	Suggested List Price Per Rib	Suggested List Prices For Standard Rib Configurations								Effective Length (In.)	Wt. Per Rib (Lbs.)	Max. No. of Ribs
		6 Rib	8 Rib	10 Rib	12 Rib	14 Rib	16 Rib	18 Rib	20 Rib			
500L	\$7.89	\$47.34	\$63.12	\$78.90	\$94.68	\$110.46	\$126.24	\$142.02	\$157.80	50.0	.087	105
540L	8.25	49.50	66.00	82.50	99.00	115.50	132.00	148.50	165.00	54.0	.093	105
560L	8.44	50.64	67.52	84.40	101.28	118.16	135.04	151.92	168.80	56.0	.097	105
615L	8.99	53.94	71.92	89.90	107.88	125.86	143.84	161.82	179.80	61.5	.106	105
635L	9.17	55.02	73.36	91.70	110.04	128.38	146.72	165.06	183.40	63.5	.110	105
655L	9.40	56.40	75.20	94.00	112.80	131.60	150.40	169.20	188.00	65.5	.113	105
675L	9.58	57.48	76.64	95.80	114.96	134.12	153.28	172.44	191.60	67.5	.117	105
695L	9.81	58.86	78.48	98.10	117.72	137.34	156.96	176.58	196.20	69.5	.120	105
725L	10.09	60.54	80.72	100.90	121.08	141.26	161.44	181.62	201.80	72.5	.125	105
765L	10.50	63.00	84.00	105.00	126.00	147.00	168.00	189.00	210.00	76.5	.132	105
780L	10.63	63.78	85.04	106.30	127.56	148.82	170.08	191.34	212.60	78.0	.135	105
795L	10.78	64.68	86.24	107.80	129.36	150.92	172.48	194.04	215.60	79.5	.138	105
815L	11.00	66.00	88.00	110.00	132.00	154.00	176.00	198.00	220.00	81.5	.141	105
840L	11.23	67.38	89.84	112.30	134.76	157.22	179.68	202.14	224.60	84.0	.145	105
865L	11.84	71.04	94.72	118.40	142.08	165.76	189.44	213.12	236.80	86.5	.150	105
915L	13.02	78.12	104.16	130.20	156.24	182.28	208.32	234.36	260.40	91.5	.158	60
975L	14.45	86.70	115.60	144.50	173.40	202.30	231.20	260.10	289.00	97.5	.169	60
990L	14.81	88.86	118.48	148.10	177.72	207.34	236.96	266.58	296.20	99.0	.171	60
1065L	16.60	99.60	132.80	166.00	199.20	232.40	265.60	298.80	332.00	106.5	.184	60
1120L	17.88	107.28	143.04	178.80	214.56	250.32	286.08	321.84	357.60	112.0	.194	60
1150L	20.10	120.60	160.80	201.00	241.20	281.40	321.60	361.80	402.00	115.0	.199	60
1215L	24.73	148.38	197.84	247.30	296.76	346.22	395.68	445.14	494.60	121.5	.201	60
1230L	26.50	159.00	212.00	265.00	318.00	371.00	424.00	477.00	530.00	123.0	.213	60
1295L	30.44	182.64	243.52	304.40	365.28	426.16	487.04	547.92	608.80	129.5	.224	60
1310L	31.52	189.12	252.16	315.20	378.24	441.28	504.32	567.36	630.40	131.0	.227	60
1455L	41.89	251.34	335.12	418.90	502.68	586.46	670.24	754.02	837.80	145.5	.252	60

M SECTION



Product No. Series 9174

M Section

Size	Suggested List Price Per Rib	Suggested List Prices For Standard Rib Configurations								Effective Length (In.)	Wt. Per Rib (Lbs.)	Max. No. of Ribs
		6 Rib	8 Rib	10 Rib	12 Rib	14 Rib	16 Rib	18 Rib	20 Rib			
900M	\$58.91	\$353.46	\$471.28	\$589.10	\$706.92	\$824.74	\$942.56	\$1060.38	\$1178.20	90.0	.626	30
940M	60.85	365.10	486.80	608.50	730.20	851.90	973.60	1095.30	1217.00	94.0	.653	30
990M	63.26	379.56	506.08	632.60	759.12	885.64	1012.16	1138.68	1265.20	99.0	.688	30
1060M	66.71	400.26	533.68	667.10	800.52	933.94	1067.36	1200.78	1334.20	106.0	.736	30
1115M	69.36	416.16	554.88	693.60	832.32	971.04	1109.76	1248.48	1387.20	111.5	.775	30
1150M	71.07	426.42	568.56	710.70	852.84	994.98	1137.12	1279.26	1421.40	115.0	.799	30
1185M	72.76	436.56	582.08	727.60	873.12	1018.64	1164.16	1309.68	1455.20	118.5	.824	30
1230M	74.96	449.76	599.68	749.60	899.52	1049.44	1199.36	1349.28	1499.20	123.0	.855	30
1310M	78.86	473.16	630.88	788.60	946.32	1104.04	1261.76	1419.48	1577.20	131.0	.910	30
1390M	82.75	496.50	662.00	827.50	993.00	1158.50	1324.00	1489.50	1655.00	139.0	.966	30
1470M	86.65	519.90	693.20	866.50	1039.80	1213.10	1386.40	1559.70	1733.00	147.0	1.022	30
1610M	92.01	552.06	736.08	920.10	1104.12	1288.14	1472.16	1656.18	1840.20	161.0	1.119	30
1650M	93.52	561.12	748.16	935.20	1122.24	1309.28	1496.32	1683.36	1870.40	165.0	1.147	30
1760M	97.74	586.44	781.92	977.40	1172.88	1368.36	1563.84	1759.32	1954.80	176.0	1.223	30
1830M	100.45	602.70	803.60	1004.50	1205.40	1406.30	1607.20	1808.10	2009.00	183.0	1.272	30
1980M	106.18	637.08	849.44	1061.80	1274.16	1486.52	1698.88	1911.24	2123.60	198.0	1.376	30
2130M	111.91	671.46	895.28	1119.10	1342.92	1566.74	1790.56	2014.38	2238.20	213.0	1.480	30
2410M	122.64	735.84	981.12	1226.40	1471.68	1716.96	1962.24	2207.52	2452.80	241.0	1.675	30
2560M	129.29	775.74	1034.32	1292.90	1551.48	1810.06	2068.64	2327.22	2585.80	256.0	1.779	30
2710M	135.89	815.34	1087.12	1358.90	1630.68	1902.46	2174.24	2446.02	2717.80	271.0	1.883	30
3010M	148.99	893.94	1191.92	1489.90	1787.88	2085.86	2383.84	2681.82	2979.80	301.0	2.092	30
3310M	162.43	974.58	1299.44	1624.30	1949.16	2274.02	2598.88	2923.74	3248.60	331.0	2.300	30
3610M	175.69	1054.14	1405.52	1756.90	2108.28	2459.66	2811.04	3162.42	3513.80	361.0	2.509	30

Prices Subject To Change Without Notice



MICRO-V, MULTISPEED AND SPECIALTY BELTS

Snowmobile Belts



Xtreme® Snowmobile Belts

Markets/Applications

Snowmobile Trail Rider and High Performance Racing Sleds

Features/Advantages

- Aramid Tensile Cord
- Withstands Temperature Extremes (-30° F)
- Power Clutching
- Extraordinary Strength & Durability

How to Describe and Order

Specify the quantity required followed by the part number.


Reference Length should be used for length comparison only. If a cataloged belt does not fit the specific snowmobile, use the reference length to determine if there is a slightly longer or shorter belt length available which meets the manufacturers belt fit specifications.

Product No. Series 9839

Part No.	Suggested List Price	Product No.	Top Width	Length
25X4320	\$87.31	9839-0013	1¼	43.250
32X4400	87.31	9839-0014	1½/16	44.000
38X4320	87.31	9839-0007	1¾	43.250
38X4340	87.31	9839-0004	1¾	43.500
38X4350	87.31	9839-0009	1¾	43.625
38X4351	87.31	9839-0008	1¾	43.625
38X4355	87.31	9839-0010	1¾	43.625
38X4360	87.31	9839-0027	1¾	43.700
38X4400	87.31	9839-0016	1¾	44.000
38X4401	87.31	9839-0015	1¾	44.000
38X4420	87.31	9839-0001	1¾	44.250
38X4421	87.31	9839-0006	1¾	44.250

Part No.	Suggested List Price	Product No.	Top Width	Length
38X4600	\$87.31	9839-0023	1¾	46.200
38X4640	87.31	9839-0017	1¾	46.500
38X4725	87.31	9839-0011	1¾	47.100
38X4730	87.31	9839-0002	1¾	47.375
38X4740	87.31	9839-0028	1¾	47.500
38X4750	87.31	9839-0003	1¾	47.625
38X5140	87.31	9839-0029	1¾	51.500
38X5210	87.31	9839-0018	1¾	52.125
42X4900	87.31	9839-0024	1¾/16	48.900
44X4640	87.31	9839-0031	1¾/16	45.850
44X4740	87.31	9839-0030	1¾/16	47.600
44X4810	87.31	9839-0005	1¾/16	48.125

MICRO-V, MULTISPEED AND SPECIALTY BELTS



Xtreme® Racer™ Snowmobile Belts

Markets/Applications

Competition snowmobiles
 (+160hp and over 9,000rpm with 440cc to +900cc)

Part No.	Suggested List Price	Product No.	Top Width	Length
38XR4340	\$96.37	9839-9004	1¾	43.500
38XR4360	96.37	9839-9027	1¾	43.700
38XR4420	96.37	9839-9001	1¾	44.250
38XR4740	96.37	9839-9028	1¾	47.500

Part No.	Suggested List Price	Product No.	Top Width	Length
38XR5140	\$96.37	9839-9029	1¾	51.500
44XR4640	96.37	9839-9031	1¾/16	45.850
44XR4740	96.37	9839-9030	1¾/16	47.600
44XR4810	96.37	9839-9005	1¾/16	48.125



Xtreme® Mountain™ Snowmobile Belts

Markets/Applications

High Performance & Trail Rider Snowmobiles
 (+160hp and over 9,000rpm with 440cc to +900cc)

Part No.	Suggested List Price	Product No.	Top Width	Length
38XM4340	\$149.36	9839-8004	1¾	43.500
38XM4420	149.36	9839-8001	1¾	44.250
38XM4730	149.36	9839-8002	1¾	47.375
38XM4740	149.36	9839-8028	1¾	47.500
38XM4750	149.36	9839-8003	1¾	47.625

Part No.	Suggested List Price	Product No.	Top Width	Length
38XM5140	\$149.36	9839-8029	1¾	51.500
44XM4640	149.36	9839-8031	1¾/16	45.850
44XM4740	149.36	9839-8030	1¾/16	47.600
44XM4810	149.36	9839-8005	1¾/16	48.125

Prices Subject To Change Without Notice





Snowmobile Belts (continued)

TrailRunner® Snowmobile and ATV Belts

Markets/Applications

Entry Level and Touring Snowmobile Sleds


Features/Advantages

- Aramid Tensile Cord
- Heat Resistant Notch Fabric for Smooth Idling
- Peak Clutch Efficiency
- Long Life

How to Describe and Order

Specify the quantity required, followed by the part number.

Reference Length should be used for length comparison only. If a cataloged belt does not fit the specific snowmobile, use the reference length to determine if there is a slightly longer or shorter belt length available which meets the manufacturers belt fit specifications.



Product No. Series 9836

Part No.	Suggested List Price	Product No.	Top Width	Length
19AT4090	\$47.69	9836-4742	1 ³ / ₁₆	40.880
19AT4091E	47.69	9836-0038	1 ³ / ₁₆	40.880
19T4300	47.69	9836-0019	1 ³ / ₁₆	43.000
19T4440	47.69	9836-0021	1 ³ / ₁₆	44.500
25T4320	49.08	9836-0013	1 ¹ / ₄	43.250
25T4325	49.08	9836-0020	1 ¹ / ₄	43.250
25T4420	49.08	9836-0012	1 ¹ / ₄	44.250
25T4510	49.08	9836-0022	1 ¹ / ₄	45.125
32T4400	49.08	9836-0014	1 ⁵ / ₁₆	44.000
38T4320	53.31	9836-0007	1 ³ / ₈	43.250
38T4350	53.31	9836-0009	1 ³ / ₈	43.625

Part No.	Suggested List Price	Product No.	Top Width	Length
38T4351	\$53.31	9836-0008	1 ³ / ₈	43.625
38T4400	53.31	9836-0016	1 ³ / ₈	44.000
38T4401	53.31	9836-0015	1 ³ / ₈	44.000
38T4420	53.31	9836-0001	1 ³ / ₈	44.250
38T4640	53.31	9836-0017	1 ³ / ₈	46.500
38T4725	53.31	9836-0011	1 ³ / ₈	47.100
38T4730	53.31	9836-0002	1 ³ / ₈	47.375
38T4750	53.31	9836-0003	1 ³ / ₈	47.500
42T4900	57.54	9836-0024	1 ⁷ / ₁₆	48.900
44T4640	59.88	9836-0031	1 ⁷ / ₁₆	45.850

MICRO-V, MULTISPEED AND SPECIALTY BELTS

Prices Subject To Change Without Notice





Multi-Speed Belts



Markets/Applications

Suitable for all industrial, wide-speed range open pulley or enclosed device variable speed drives.

Features/Advantages

- Oil and Heat Resistant
- Smooth Running
- Notch Design
- Crack Resistant
- High Load Carrying Capacity
- Long Belt Life
- Transverse Rigidity

Product No. Series	Construction
9800	Banded
9804	Bandless
9833	Bandless/Aramid Tensile

How to Describe and Order

Specify the quantity required followed by the part number.

Minimum Order Quantities for MTO Multi-Speed Belts

Size Range	Min. Quantity
1228V-1632V	42
1822V-2332V	28
2422V-2930V	20
3028V-3636V	16
3726V-4436V	12

Manufacturing variations may cause actual ship quantity to vary $\pm 10\%$ from these figures. Orders must be for a minimum of the quantities shown, or multiples thereof.

Product No. Series 9800, 9804 and 9833

Part No.	Sugg. List Price	Product No.	Belt O.C. (In.)	Top Width (In.)	Angle (°)	Wt. Ea. (Lbs.)
1228V255	\$40.39	9804-0729	26.1	3/4	28	.45
⁴ 1230V341	46.81	9804-0814	34.6	3/4	30	.56
1230V348	48.15	9804-0815	35.3	3/4	30	.60
1330V242	46.52	9804-0447	24.7	13/16	30	.47
1422V235	39.81	9804-0816	24.0	7/8	22	.52
1422V240	40.90	9804-0495	24.7	7/8	22	.47
1422V270	42.53	9804-0494	27.7	7/8	22	.50
1422V290	43.85	9804-0584	29.6	7/8	22	.54
1422V300	44.98	9804-0493	30.7	7/8	22	.55
1422V330	46.81	9804-0492	33.7	7/8	22	.57
1422V340	48.15	9804-0708	34.6	7/8	22	.59
1422V360	49.02	9804-0328	36.7	7/8	22	.67
1422V400	49.75	9804-0348	40.8	7/8	22	.64
1422V420	52.21	9804-0329	42.8	7/8	22	.74
1422V440	52.96	9804-0817	44.5	7/8	22	.67
1422V460	53.45	9804-0768	46.5	7/8	22	.78
1422V466	53.79	9804-0325	47.0	7/8	22	.73
1422V470	54.31	9804-0818	47.5	7/8	22	.70
1422V480	54.93	9804-0337	48.7	7/8	22	.74
1422V540	62.51	9804-0331	54.8	7/8	22	1.31
1422V600	68.45	9804-0332	60.7	7/8	22	.97
1422V660	74.57	9804-0333	66.7	7/8	22	1.03
1422V720	80.10	9804-0911	72.7	7/8	22	1.91
1422V780	86.50	9804-0339	78.7	7/8	22	1.10
1426V298	44.42	9804-0259	30.4	7/8	26	.66
1426V299	44.42	9804-0656	30.5	7/8	26	.63
1426V328	48.89	9804-0636	33.3	7/8	26	.71
1426V362	53.95	9804-0635	36.7	7/8	26	.72
1430V215	30.19	9804-0702	21.8	7/8	30	.38
⁴ 1430V315	48.89	9804-0819	32.0	7/8	30	.58

Part No.	Sugg. List Price	Product No.	Belt O.C. (In.)	Top Width (In.)	Angle (°)	Wt. Ea. (Lbs.)
1430V375	\$53.79	9804-0820	38.0	7/8	30	.68
⁴ 1430V450	61.56	9804-0849	45.6	7/8	30	.77
⁴ 1430V500	67.43	9804-0850	50.5	7/8	30	.80
⁴ 1524V301	53.45	9804-0821	30.6	15/16	24	.63
1526V264	51.96	9804-0505	27.0	15/16	26	.61
1526V294	57.83	9804-0506	30.0	15/16	26	.65
1528V298	48.40	9804-0769	30.3	15/16	28	.62
1528V326	49.27	9804-0770	33.1	15/16	28	.62
1528V360	52.47	9804-0771	36.5	15/16	28	.72
1528V414	55.01	9804-0772	41.9	15/16	28	.80
1622V270	46.91	9804-0822	27.5	1	22	.59
1622V297	50.12	9804-0823	30.2	1	22	.61
1622V307	52.08	9804-0571	31.1	1	22	.70
1622V336	55.78	9804-0824	34.1	1	22	.62
1622V520	88.22	9804-0572	52.5	1	22	.86
1626V262	48.89	9804-0773	26.7	1	26	.56
1626V290	49.75	9804-0536	29.8	1	26	.56
1626V293	50.37	9804-0588	30.0	1	26	.68
1626V304	51.73	9804-0305	31.1	1	26	.69
1626V330	55.78	9804-0293	33.8	1	26	.88
1626V339	58.23	9804-0248	34.7	1	26	.74
1626V380	62.51	9804-0774	38.5	1	26	.74
1626V384	64.88	9804-0308	39.2	1	26	.79
1626V395	68.66	9804-0618	40.3	1	26	.88
1626V411	70.01	9804-0537	41.9	1	26	.87
1626V428	71.86	9804-0775	43.3	1	26	.73
1626V440	74.32	9804-0291	44.7	1	26	.96
1626V455	77.90	9804-0617	46.2	1	26	.78
1626V513	80.97	9804-0776	51.8	1	26	.90
1626V517	80.97	9804-0249	52.1	1	26	1.05

⁴Minimum production quantity may apply. Contact Customer Service for availability. See minimum order quantities for Made-To-Order Multi-Speed belts.

Prices Subject To Change Without Notice





Multi-Speed Belts (continued)

Product No. Series 9800, 9804 and 9833 (continued)

Part No.	Sugg. List Price	Product No.	Belt O.C. (In.)	Top Width (In.)	Angle (°)	Wt. Ea. (Lbs.)
1626V597	\$89.57	9804-0393	60.6	1	26	.98
1626V604	101.59	9804-0306	61.2	1	26	1.29
1626V658	123.58	9804-0397	66.7	1	26	2.12
1626V700	129.12	9804-0403	70.8	1	26	1.42
1628V210	43.63	9804-0686	21.2	1	28	.43
1628V315	52.47	9804-0313	32.7	1	28	.71
1632V210	43.63	9804-0323	21.9	1	32	.53
1822V290	59.23	9804-0648	29.5	1 1/8	22	.64
1822V328	64.75	9804-0651	33.5	1 1/8	22	.90
1826V250	68.73	9804-0592	25.4	1 1/8	26	.55
1828V368	77.51	9804-0284	37.6	1 1/8	28	1.03
1832V338	71.75	9804-0777	34.4	1 1/8	32	.78
1922V256	65.97	9804-0253	26.4	1 3/16	22	.72
1922V277	66.73	9804-0611	28.2	1 3/16	22	.66
1922V282	67.56	9804-0060	29.0	1 3/16	22	.76
1922V298	68.45	9804-0500	30.6	1 3/16	22	.70
1922V302	69.27	9804-0778	30.8	1 3/16	22	.71
1922V321	71.50	9804-0070	33.0	1 3/16	22	.84
1922V332	72.98	9804-0713	34.0	1 3/16	22	.86
1922V338	73.71	9804-0501	34.7	1 3/16	22	.75
1922V363	75.06	9804-0027	37.1	1 3/16	22	.94
1922V381	76.41	9804-0307	38.8	1 3/16	22	1.02
1922V386	78.39	9804-0071	39.3	1 3/16	22	1.02
1922V403	79.85	9804-0530	41.4	1 3/16	22	.95
1922V417	80.10	9804-0376	42.5	1 3/16	22	.81
1922V426	80.72	9804-0063	43.4	1 3/16	22	1.07
1922V443	81.82	9804-0072	45.1	1 3/16	22	1.33
1922V454	82.81	9804-0028	46.2	1 3/16	22	1.08
1922V460	90.93	9804-0622	46.8	1 3/16	22	1.27
1922V484	85.15	9804-0057	49.2	1 3/16	22	1.18
1922V526	86.50	9804-0602	53.3	1 3/16	22	1.23
1922V544	88.47	9804-0029	55.1	1 3/16	22	1.36
1922V604	92.01	9804-0026	61.2	1 3/16	22	1.50
1922V630	93.51	9804-0779	63.6	1 3/16	22	1.21
1922V646	95.45	9804-0074	65.4	1 3/16	22	1.35
1922V666	97.06	9804-0075	67.4	1 3/16	22	1.60
1922V686	97.91	9804-0603	69.3	1 3/16	22	1.69
1922V706	99.05	9804-0569	71.3	1 3/16	22	1.80
1922V726	101.85	9804-0673	73.3	1 3/16	22	1.90
1922V751	102.94	9804-0007	75.8	1 3/16	22	1.76
1922V756	104.55	9804-0179	76.4	1 3/16	22	1.77
1922V806	113.89	9804-0674	81.3	1 3/16	22	1.81
1922V846	121.87	9804-0716	85.4	1 3/16	22	1.88
1922V891	130.96	9804-0675	89.8	1 3/16	22	2.13
41922V1006	152.34	9804-0676	101.3	1 3/16	22	2.38
1922V1026	154.80	9804-0825	103.2	1 3/16	22	2.76
1922V1146	185.51	9804-0719	115.4	1 3/16	22	2.94
1926V249	79.21	9804-0621	25.3	1 3/16	26	.52
1926V250	79.21	9804-0633	25.7	1 3/16	26	.63
1926V275	80.23	9804-0688	28.1	1 3/16	26	3.98
1926V333	85.31	9804-0255	33.9	1 3/16	26	.91
1926V367	83.72	9804-0050	37.2	1 3/16	26	.94
1926V376	84.05	9804-0624	38.8	1 3/16	26	.87
1926V380	87.48	9804-0509	38.9	1 3/16	26	.95
1926V390	84.79	9804-0780	39.6	1 3/16	26	.97
1926V407	86.63	9804-0256	41.4	1 3/16	26	1.02
41926V415	87.85	9804-0826	42.1	1 3/16	26	1.09
1926V427	88.63	9804-0827	43.3	1 3/16	26	1.11
1926V507	93.44	9804-0508	51.4	1 3/16	26	1.22
1926V542	96.03	9804-0638	55.4	1 3/16	26	1.34

Part No.	Sugg. List Price	Product No.	Belt O.C. (In.)	Top Width (In.)	Angle (°)	Wt. Ea. (Lbs.)
1930V355	\$79.21	9804-0828	36.1	1 3/16	30	.84
1930V366	82.43	9804-0781	37.2	1 3/16	30	1.00
1930V375	84.79	9804-0782	38.1	1 3/16	30	.94
1930V400	88.22	9804-0144	40.7	1 3/16	30	1.08
1930V425	89.57	9804-0790	43.1	1 3/16	30	1.13
1930V431	91.27	9804-0709	44.0	1 3/16	30	1.15
1930V450	94.96	9804-0829	45.6	1 3/16	30	1.00
41930V475	98.41	9804-0830	48.1	1 3/16	30	1.24
1930V485	94.04	9804-0177	49.1	1 3/16	30	1.27
1930V491	96.19	9804-0710	50.0	1 3/16	30	1.25
1930V500	102.20	9804-0831	50.6	1 3/16	30	1.18
1930V530	107.86	9804-0783	53.6	1 3/16	30	1.14
1930V541	102.46	9804-0220	55.0	1 3/16	30	1.26
1930V560	111.80	9804-0764	56.9	1 3/16	30	1.28
1930V585	108.50	9804-0178	59.1	1 3/16	30	1.33
1930V591	110.75	9804-0760	60.0	1 3/16	30	1.25
1930V600	117.93	9804-0784	60.6	1 3/16	30	1.22
1930V630	123.46	9804-0832	63.6	1 3/16	30	1.39
1930V641	121.04	9804-0221	64.6	1 3/16	30	1.44
41930V670	135.77	9804-0833	67.6	1 3/16	30	1.38
1930V691	132.60	9804-0210	69.6	1 3/16	30	1.56
1930V750	145.95	9804-0209	75.6	1 3/16	30	1.70
1930V791	154.35	9804-0222	79.6	1 3/16	30	1.77
41930V800	167.09	9804-0835	80.6	1 3/16	30	1.57
41930V850	174.44	9804-0836	85.6	1 3/16	30	1.64
1930V891	181.62	9804-0206	89.6	1 3/16	30	1.97
1930V900	196.31	9804-0837	90.6	1 3/16	30	2.14
41930V950	213.77	9804-0838	95.6	1 3/16	30	1.81
1930V991	216.11	9804-0181	99.6	1 3/16	30	2.15
41930V1000	232.23	9804-0892	101.2	1 3/16	30	2.25
41930V1060	254.33	9804-0839	106.6	1 3/16	30	2.11
1930V1091	255.87	9804-0223	109.6	1 3/16	30	2.83
41930V1120	282.56	9804-0840	112.6	1 3/16	30	2.61
1930V1191	320.79	9804-0373	119.6	1 3/16	30	2.56
2026V422	79.21	9804-0394	43.0	1 1/4	26	.95
2026V445	84.79	9804-0520	45.2	1 1/4	26	1.09
2026V474	85.40	9804-0574	48.2	1 1/4	26	1.52
2026V607	102.59	9804-0395	61.5	1 1/4	26	1.21
2030V381	91.07	9804-0640	38.5	1 1/4	30	.79
42126V297	78.60	9804-0842	30.4	1 5/16	26	.83
2126V307	81.20	9804-0785	31.4	1 5/16	26	.81
2126V309	86.38	9804-0314	31.7	1 5/16	26	.88
2126V365	89.44	9804-0526	37.4	1 5/16	26	1.00
2126V377	91.02	9804-0843	38.4	1 5/16	26	.99
2126V468	118.08	9804-0721	47.7	1 5/16	26	1.32
2130V374	91.63	9804-0749	38.0	1 5/16	30	.84
2226V307	71.25	9804-0677	31.2	1 3/8	26	.77
2230V266	66.46	9804-0615	27.5	1 3/8	30	.71
2230V273	66.49	9804-0786	27.9	1 3/8	30	.78
2230V275	79.21	9804-0358	28.1	1 3/8	30	.71
2230V326	92.08	9804-0725	33.5	1 3/8	30	.75
2230V375	104.43	9804-0678	38.2	1 3/8	30	.92
2322V329	102.20	9804-0679	33.4	1 7/16	22	1.06
2322V347	103.69	9804-0680	35.2	1 7/16	22	1.13
2322V364	104.07	9804-0058	37.2	1 7/16	22	1.10
2322V384	105.01	9804-0905	39.3	1 7/16	22	1.08
2322V396	105.66	9804-0547	40.6	1 7/16	22	1.34
2322V421	106.76	9804-0076	42.9	1 7/16	22	1.48
2322V434	107.88	9804-0681	44.2	1 7/16	22	1.50
2322V441	108.37	9804-0127	45.1	1 7/16	22	1.48

MICRO-V, MULTISPEED AND SPECIALTY BELTS

*Minimum production quantity may apply. Contact Customer Service for availability. See minimum order quantities for Made-To-Order Multi-Speed belts.

Prices Subject To Change Without Notice





Multi-Speed Belts (continued)

Product No. Series 9800, 9804 and 9833 (continued)

Part No.	Sugg. List Price	Product No.	Belt O.C. (In.)	Top Width (In.)	Angle (°)	Wt. Ea. (Lbs.)
2322V461	\$108.72	9804-0726	47.0	1 ⁷ / ₁₆	22	1.67
2322V481	101.98	9804-0053	49.2	1 ⁷ / ₁₆	22	1.55
2322V521	104.79	9804-0044	52.8	1 ⁷ / ₁₆	22	1.64
2322V541	114.51	9804-0059	55.1	1 ⁷ / ₁₆	22	1.78
2322V601	120.78	9804-0025	61.2	1 ⁷ / ₁₆	22	1.74
2322V621	123.71	9804-0734	63.0	1 ⁷ / ₁₆	22	1.92
2322V661	127.04	9804-0078	67.4	1 ⁷ / ₁₆	22	2.04
2322V681	129.61	9804-0073	68.8	1 ⁷ / ₁₆	22	1.91
2322V701	132.06	9804-0162	71.4	1 ⁷ / ₁₆	22	2.18
2322V721	133.54	9804-0062	73.4	1 ⁷ / ₁₆	22	2.23
2322V801	131.86	9804-0079	81.4	1 ⁷ / ₁₆	22	2.47
2322V826	142.89	9804-0718	83.5	1 ⁷ / ₁₆	22	3.50
2322V846	145.08	9804-0787	85.3	1 ⁷ / ₁₆	22	2.74
2322V886	148.68	9804-0714	89.5	1 ⁷ / ₁₆	22	3.58
2322V1001	159.72	9804-0080	101.4	1 ⁷ / ₁₆	22	3.20
2322V1061	165.50	9804-0788	106.8	1 ⁷ / ₁₆	22	3.47
2326V310	94.00	9804-0706	31.8	1 ⁷ / ₁₆	26	1.04
2326V359	96.19	9804-0789	36.6	1 ⁷ / ₁₆	26	1.18
2330V273	70.63	9804-0619	27.9	1 ⁷ / ₁₆	30	.71
2330V338	87.73	9800-0728	34.6	1 ⁷ / ₁₆	30	1.05
2330V359	96.23	9804-0690	36.5	1 ⁷ / ₁₆	30	1.12
2330V537	140.16	9804-0682	54.6	1 ⁷ / ₁₆	30	1.63
2332V373	128.30	9804-0479	38.0	1 ⁷ / ₁₆	32	1.12
2422V570	158.98	9804-0844	57.7	1 ¹ / ₂	22	1.79
2426V343	98.90	9800-0483	35.4	1 ¹ / ₂	26	1.34
2428V707	161.07	9804-0047	71.6	1 ¹ / ₂	28	15.27
2428V757	213.03	9804-0054	76.6	1 ¹ / ₂	28	2.85
2430V297	151.60	9804-0717	30.7	1 ¹ / ₂	30	.90
42430V302	151.93	9804-0845	30.9	1 ¹ / ₂	30	.96
2430V319	153.03	9804-0846	32.6	1 ¹ / ₂	30	1.18
2430V345	154.71	9804-0847	35.2	1 ¹ / ₂	30	1.25
2430V379	169.96	9804-0848	38.6	1 ¹ / ₂	30	1.60
2436V331	109.69	9804-0366	34.0	1 ¹ / ₂	36	.97
2526V302	150.24	9800-0069	30.7	1 ⁹ / ₁₆	26	1.02
2526V314	151.60	9800-0002	32.4	1 ⁹ / ₁₆	26	1.33
2528V370	161.31	9804-0851	37.7	1 ⁹ / ₁₆	28	1.33
2530V300	88.34	9800-0521	31.0	1 ⁹ / ₁₆	30	1.14
2530V335	95.13	9804-0852	34.2	1 ⁹ / ₁₆	30	1.08
2530V470	121.26	9804-0791	47.7	1 ⁹ / ₁₆	30	1.67
2530V490	118.24	9800-0326	50.0	1 ⁹ / ₁₆	30	2.47
2530V500	119.72	9800-0712	50.9	1 ⁹ / ₁₆	30	3.40
2530V530	123.26	9800-0654	54.0	1 ⁹ / ₁₆	30	3.47
2530V550	133.06	9800-0436	56.0	1 ⁹ / ₁₆	30	2.74
2530V560	134.67	9804-0853	56.7	1 ⁹ / ₁₆	30	1.73
2530V575	141.51	9833-0730	58.5	1 ⁹ / ₁₆	30	2.80
2530V595	145.95	9800-0166	60.7	1 ⁹ / ₁₆	30	3.68
2530V600	145.95	9804-0793	60.7	1 ⁹ / ₁₆	30	2.19
2530V610	148.36	9800-0437	62.0	1 ⁹ / ₁₆	30	3.03
2530V618	151.05	9800-0260	62.5	1 ⁹ / ₁₆	30	3.20
2530V630	153.45	9800-0164	64.2	1 ⁹ / ₁₆	30	3.84
2530V660	159.43	9800-0438	67.0	1 ⁹ / ₁₆	30	4.02
2530V670	162.79	9800-0165	68.2	1 ⁹ / ₁₆	30	4.02
42530V680	177.77	9804-0854	68.7	1 ⁹ / ₁₆	30	2.51
2530V690	170.06	9800-0439	70.0	1 ⁹ / ₁₆	30	4.15
2530V700	170.80	9800-0275	71.0	1 ⁹ / ₁₆	30	4.22
2530V730	184.91	9800-0211	74.2	1 ⁹ / ₁₆	30	4.36
2530V740	188.18	9800-0683	75.0	1 ⁹ / ₁₆	30	4.43
2530V750	200.68	9800-0180	76.2	1 ⁹ / ₁₆	30	4.45
2530V790	218.42	9800-0214	80.0	1 ⁹ / ₁₆	30	4.54
2530V840	231.77	9800-0215	85.0	1 ⁹ / ₁₆	30	4.72

Part No.	Sugg. List Price	Product No.	Belt O.C. (In.)	Top Width (In.)	Angle (°)	Wt. Ea. (Lbs.)
42530V850	\$234.57	9804-0857	85.7	1 ⁹ / ₁₆	30	3.80
2530V890	248.41	9800-0216	90.0	1 ⁹ / ₁₆	30	4.24
2530V934	266.06	9800-0163	94.4	1 ⁹ / ₁₆	30	5.26
2530V990	284.17	9800-0217	100.0	1 ⁹ / ₁₆	30	5.51
2530V1090	323.96	9800-0218	110.0	1 ⁹ / ₁₆	30	5.95
42530V1190	393.73	9800-0219	119.7	1 ⁹ / ₁₆	30	6.38
2530V1290	446.45	9800-0207	130.0	1 ⁹ / ₁₆	30	6.81
2530V1490	575.95	9800-0904	150.0	1 ⁹ / ₁₆	30	5.92
42530V1690	661.34	9800-0794	169.8	1 ⁹ / ₁₆	30	6.48
2626V369	131.96	9800-0645	37.4	1 ⁵ / ₈	26	1.64
2626V388	147.17	9800-0649	39.7	1 ⁵ / ₈	26	1.66
2630V345	111.19	9800-0616	35.3	1 ⁵ / ₈	30	1.33
2630V395	127.30	9804-0858	40.2	1 ⁵ / ₈	30	1.47
2636V332	108.99	9800-0360	34.0	1 ⁵ / ₈	36	1.42
2822V778	219.16	9800-0017	79.5	1 ³ / ₄	22	4.75
2826V412	124.95	9800-0646	41.9	1 ³ / ₄	26	1.99
2826V452	135.15	9800-0650	46.0	1 ³ / ₄	26	3.00
2830V337	93.72	9800-0691	34.8	1 ³ / ₄	30	1.68
2830V363	98.03	9833-0662	36.8	1 ³ / ₄	30	1.49
2830V366	98.68	9833-0434	37.2	1 ³ / ₄	30	1.18
2830V367	99.33	9800-0916	37.9	1 ³ / ₄	30	1.80
2830V393	102.94	9800-0664	39.9	1 ³ / ₄	30	1.39
2830V396	103.33	9833-0435	40.2	1 ³ / ₄	30	1.28
2830V422	127.40	9800-0665	42.7	1 ³ / ₄	30	1.46
42830V428	127.77	9804-0859	43.6	1 ³ / ₄	30	1.88
42830V492	135.39	9804-0860	50.1	1 ³ / ₄	30	1.85
2836V343	142.62	9800-0120	35.1	1 ³ / ₄	36	1.69
2836V350	147.05	9800-0324	35.8	1 ³ / ₄	36	1.72
2836V380	148.68	9800-0367	38.8	1 ³ / ₄	36	1.84
2926V366	126.43	9804-0081	37.5	1 ¹³ / ₁₆	26	1.71
2926V400	127.04	9804-0759	40.8	1 ¹³ / ₁₆	26	2.13
2926V426	128.14	9800-0258	43.5	1 ¹³ / ₁₆	26	2.11
2926V471	128.63	9800-0082	48.0	1 ¹³ / ₁₆	26	3.16
2926V477	129.24	9804-0762	48.5	1 ¹³ / ₁₆	26	2.45
2926V486	129.73	9800-0083	49.2	1 ¹³ / ₁₆	26	2.40
2926V491	132.80	9800-0084	50.0	1 ¹³ / ₁₆	26	3.25
2926V521	136.00	9800-0064	53.0	1 ¹³ / ₁₆	26	3.38
42926V534	136.74	9804-0861	54.2	1 ¹³ / ₁₆	26	2.29
2926V546	137.61	9800-0067	55.5	1 ¹³ / ₁₆	26	3.46
2926V574	140.90	9800-0085	58.3	1 ¹³ / ₁₆	26	3.60
2926V586	143.50	9800-0068	59.5	1 ¹³ / ₁₆	26	3.63
2926V606	145.21	9800-0015	61.5	1 ¹³ / ₁₆	26	3.74
2926V616	147.42	9800-0149	63.3	1 ¹³ / ₁₆	26	3.83
2926V636	148.89	9800-0086	64.4	1 ¹³ / ₁₆	26	3.87
2926V646	150.11	9800-0087	65.5	1 ¹³ / ₁₆	26	3.89
2926V666	153.70	9800-0088	67.5	1 ¹³ / ₁₆	26	4.00
2926V686	156.02	9800-0089	69.5	1 ¹³ / ₁₆	26	4.09
2926V706	157.13	9800-0118	71.5	1 ¹³ / ₁₆	26	4.18
2926V726	161.07	9800-0035	73.5	1 ¹³ / ₁₆	26	3.44
2926V776	165.71	9800-0090	78.5	1 ¹³ / ₁₆	26	4.46
2926V786	169.41	9800-0735	79.4	1 ¹³ / ₁₆	26	4.52
2926V834	173.00	9800-0704	84.2	1 ¹³ / ₁₆	26	4.72
2926V856	175.19	9800-0040	86.4	1 ¹³ / ₁₆	26	4.85
2926V891	178.64	9804-0092	90.0	1 ¹³ / ₁₆	26	3.93
2926V906	184.66	9800-0093	91.5	1 ¹³ / ₁₆	26	5.04
2926V966	191.29	9800-0094	97.5	1 ¹³ / ₁₆	26	5.28
2926V1006	194.61	9800-0095	101.5	1 ¹³ / ₁₆	26	5.47
2926V1026	205.18	9800-0684	103.6	1 ¹³ / ₁₆	26	5.54
2926V1086	211.06	9800-0685	109.6	1 ¹³ / ₁₆	26	5.84
2930V348	126.01	9833-0727	35.5	1 ¹³ / ₁₆	26	1.42

*Minimum production quantity may apply. Contact Customer Service for availability. See minimum order quantities for Made-To-Order Multi-Speed belts.

Prices Subject To Change Without Notice





Multi-Speed Belts (continued)

Product No. Series 9800, 9804 and 9833 (continued)

Part No.	Sugg. List Price	Product No.	Belt O.C. (In.)	Top Width (In.)	Angle (°)	Wt. Ea. (Lbs.)
2930V492	\$132.80	9800-0590	50.0	1 ¹³ / ₁₆	26	3.22
3028V386	133.44	9800-0529	39.4	1 ⁷ / ₈	28	1.97
3030V357	129.73	9800-0692	36.5	1 ⁷ / ₈	30	1.88
3030V377	131.49	9804-0863	38.7	1 ⁷ / ₈	30	1.83
3030V387	133.44	9800-0694	39.6	1 ⁷ / ₈	30	2.02
⁴ 3036V351	134.16	9800-0310	36.0	1 ⁷ / ₈	36	1.79
3226V392	195.21	9800-0670	39.8	2	26	2.21
3226V400	195.83	9800-0012	41.1	2	26	2.29
3226V433	205.53	9804-0581	44.1	2	26	1.80
3226V439	208.86	9804-0864	44.7	2	26	2.13
3226V450	210.29	9800-0695	45.8	2	26	2.72
3226V465	211.44	9800-0400	47.4	2	26	2.98
3226V505	213.64	9800-0543	51.4	2	26	3.15
3226V514	217.10	9800-0647	52.3	2	26	2.87
3226V545	219.65	9800-0477	55.3	2	26	2.57
3226V585	225.60	9800-0542	59.4	2	26	3.56
3226V603	228.63	9800-0701	61.4	2	26	4.26
3226V650	229.08	9804-0763	65.9	2	26	3.83
3226V663	229.39	9800-0423	67.4	2	26	3.89
⁴ 3226V690	233.31	9804-0865	69.8	2	26	3.52
3226V723	239.03	9800-0424	73.4	2	26	4.13
3226V783	252.09	9800-0700	79.5	2	26	5.27
3226V843	272.13	9800-0426	85.4	2	26	4.63
3226V903	290.06	9800-0427	91.4	2	26	4.80
3226V963	310.45	9800-0428	97.4	2	26	5.13
3226V1023	329.74	9800-0429	103.4	2	26	5.51
3226V1083	348.89	9800-0430	109.4	2	26	5.62
3230V419	213.77	9800-0653	42.7	2	30	3.14
3230V481	216.57	9804-0866	48.9	2	30	2.22
3230V560	225.69	9804-0795	56.8	2	30	3.29
⁴ 3230V630	235.67	9804-0868	63.8	2	30	3.71
3230V670	241.66	9804-0796	67.8	2	30	2.82
3230V701	245.12	9804-0869	70.9	2	30	4.17
⁴ 3230V710	249.15	9804-0870	71.8	2	30	3.38
⁴ 3230V850	258.61	9804-0873	85.8	2	30	4.30
3230V871	263.53	9804-0874	87.9	2	30	4.91
⁴ 3230V1180	401.63	9804-0875	118.8	2	30	6.74
3230HV856	287.57	9800-0756	86.7	2	30	6.52
3230HV931	299.52	9800-0755	94.2	2	30	7.09
3236V369	157.26	9800-0122	37.7	2	36	2.07
3236V389	166.48	9800-0121	39.7	2	36	2.17
3236V432	208.25	9800-0368	44.2	2	36	2.39
3236HV528	218.20	9800-0612	53.8	2	36	3.58
3236HV553	219.04	9800-0604	56.3	2	36	4.56
3236HV570	219.90	9800-0605	58.0	2	36	4.67
3236HV585	221.00	9800-0606	59.5	2	36	4.76
3236HV603	222.14	9800-0607	61.3	2	36	4.87
3236HV613	223.46	9800-0347	62.2	2	36	4.91
3236HV620	226.05	9800-0608	63.0	2	36	4.99
3236HV626	229.73	9800-0370	63.6	2	36	4.19
3236HV644	232.45	9800-0371	65.4	2	36	5.14
3236HV670	235.23	9800-0372	68.0	2	36	5.30
3236HV702	240.92	9800-0048	71.1	2	36	4.70
3236HV723	242.73	9800-0431	73.2	2	36	5.65
3236HV821	277.16	9800-0639	83.1	2	36	6.14
3326V478	222.97	9800-0628	48.5	2 ¹ / ₁₆	26	2.77
⁴ 3428V451	214.07	9804-0876	46.0	2 ¹ / ₈	28	2.43
3430V424	212.60	9804-0877	43.3	2 ¹ / ₈	30	2.18
3430V476	216.81	9800-0878	48.8	2 ¹ / ₈	30	3.31
3430V493	218.10	9804-0879	50.1	2 ¹ / ₈	30	2.99

Part No.	Sugg. List Price	Product No.	Belt O.C. (In.)	Top Width (In.)	Angle (°)	Wt. Ea. (Lbs.)
3432V450	\$214.28	9804-0880	45.8	2 ¹ / ₈	32	2.07
3432V456	214.86	9804-0797	46.5	2 ¹ / ₈	32	2.47
3432V480	217.50	9804-0881	48.8	2 ¹ / ₈	32	2.56
3432V484	217.95	9804-0798	49.3	2 ¹ / ₈	32	2.54
3432V528	221.98	9804-0882	53.4	2 ¹ / ₈	32	2.64
3432V534	223.24	9804-0799	54.3	2 ¹ / ₈	32	2.77
3436V404	206.53	9804-0364	41.3	2 ¹ / ₈	36	2.02
⁴ 3626V556	234.37	9800-0671	56.5	2 ¹ / ₄	26	4.83
3630V455	234.45	9804-0883	46.4	2 ¹ / ₄	30	2.77
3636V479	240.31	9800-0361	48.8	2 ¹ / ₄	36	3.89
3726V558	259.59	9800-0757	56.9	2 ⁵ / ₁₆	26	5.39
3826V459	271.16	9804-0004	46.8	2 ³ / ₈	26	2.98
3826V465	272.13	9800-0055	47.5	2 ³ / ₈	26	4.14
3830V501	296.91	9800-0379	51.0	2 ³ / ₈	30	4.50
3830V510	302.25	9800-0689	52.0	2 ³ / ₈	30	4.68
3830V517	303.56	9800-0614	52.7	2 ³ / ₈	30	4.44
3830V580	316.00	9800-0696	59.0	2 ³ / ₈	30	5.26
3830V587	317.46	9804-0800	59.6	2 ³ / ₈	30	4.30
3836V418	204.30	9800-0124	42.7	2 ³ / ₈	36	3.75
3836V426	206.02	9800-0123	43.6	2 ³ / ₈	36	3.01
3836V654	217.95	9804-0801	66.3	2 ³ / ₈	36	4.67
4030V538	290.44	9804-0687	54.5	2 ¹ / ₂	30	3.22
⁴ 4030V590	318.52	9804-0884	60.0	2 ¹ / ₂	30	4.31
4036V541	243.11	9800-0562	55.4	2 ¹ / ₂	36	5.28
4036V574	370.94	9800-0369	58.3	2 ¹ / ₂	36	5.10
⁴ 4230V503	276.42	9800-0637	51.4	2 ⁵ / ₈	30	5.57
4230V556	306.64	9800-0601	56.8	2 ⁵ / ₈	30	5.30
4230V605	320.79	9800-0489	61.0	2 ⁵ / ₈	30	5.24
4234V998	503.44	9800-0143	100.9	2 ⁵ / ₈	34	10.73
4330V521	321.53	9800-0594	53.2	2 ¹ / ₁₆	30	5.73
4430V510	237.10	9800-0513	52.0	2 ³ / ₄	30	5.48
4430V530	233.10	9800-0736	54.0	2 ³ / ₄	30	5.61
4430V548	231.32	9800-0463	55.5	2 ³ / ₄	30	5.75
4430V555	237.84	9800-0132	56.5	2 ³ / ₄	30	5.81
4430V560	246.83	9804-0886	57.0	2 ³ / ₄	30	5.06
⁴ 4430V570	272.13	9804-0887	58.0	2 ³ / ₄	30	5.34
4430V578	259.34	9800-0441	59.0	2 ³ / ₄	30	6.04
4430V600	293.87	9804-0803	61.0	2 ³ / ₄	30	5.58
4430V610	279.97	9800-0111	62.0	2 ³ / ₄	30	6.31
4430V630	290.60	9800-0442	64.0	2 ³ / ₄	30	6.45
4430V652	296.96	9804-0888	66.2	2 ³ / ₄	30	6.03
4430V660	299.30	9800-0443	67.0	2 ³ / ₄	30	6.70
4430V670	306.77	9800-0112	68.0	2 ³ / ₄	30	6.81
4430V690	313.13	9800-0444	70.0	2 ³ / ₄	30	6.95
4430V700	318.91	9800-0150	71.0	2 ³ / ₄	30	7.06
⁴ 4430V710	345.60	9804-0889	72.1	2 ³ / ₄	30	6.00
4430V718	349.76	9804-0804	72.8	2 ³ / ₄	30	7.92
4430V730	331.70	9800-0065	74.0	2 ³ / ₄	30	7.31
4430V740	335.17	9800-0445	75.0	2 ³ / ₄	30	7.36
4430V750	363.41	9804-0805	76.0	2 ³ / ₄	30	8.21
4430V760	366.60	9804-0806	77.0	2 ³ / ₄	30	6.85
4430V772	343.40	9833-0723	78.6	2 ³ / ₄	30	11.01
⁴ 4430V780	376.49	9804-0890	79.0	2 ³ / ₄	30	7.01
4430V790	351.76	9800-0113	80.0	2 ³ / ₄	30	7.81
4430V850	379.69	9800-0114	86.0	2 ³ / ₄	30	8.31
4430V910	409.58	9800-0115	92.0	2 ³ / ₄	30	8.81
4430V970	436.30	9800-0116	98.0	2 ³ / ₄	30	9.31
4430V1000	478.53	9800-0753	101.1	2 ³ / ₄	30	10.24
4430V1030	462.09	9800-0117	104.0	2 ³ / ₄	30	9.81
4430V1090	497.33	9800-0153	110.0	2 ³ / ₄	30	10.31

MICRO-V, MULTISPEED AND SPECIALTY BELTS

*Minimum production quantity may apply. Contact Customer Service for availability. See minimum order quantities for Made-To-Order Multi-Speed belts.

Prices Subject To Change Without Notice





Multi-Speed Belts (continued)

Product No. Series 9800, 9804 and 9833 (continued)

Part No.	Sugg. List Price	Product No.	Belt O.C. (In.)	Top Width (In.)	Angle (°)	Wt. Ea. (Lbs.)
4430V1150	\$554.06	9800-0658	116.0	2 ³ / ₈	30	13.22
4430V1250	606.16	9800-0752	126.1	2 ³ / ₄	30	12.54
4430V1320	645.86	9800-0171	133.0	2 ³ / ₄	30	12.28
4430V1410	690.68	9800-0765	142.0	2 ³ / ₄	30	13.53
4430V1460	720.86	9800-0766	147.0	2 ³ / ₄	30	13.97
4430V1610	798.44	9800-0767	162.0	2 ³ / ₄	30	15.29
⁴ 4430V1810	897.63	9800-0808	182.0	2 ³ / ₄	30	17.04
⁴ 4430V1917	950.68	9800-0809	192.7	2 ³ / ₄	30	17.98
4436V525	246.56	9800-0125	53.5	2 ³ / ₄	36	5.56
4436V551	251.73	9800-0154	56.1	2 ³ / ₄	36	5.70
⁴ 4436V555	252.58	9800-0066	56.5	2 ³ / ₄	36	5.81
4436V561	255.68	9804-0810	57.1	2 ³ / ₄	36	5.22
4436V576	272.39	9800-0131	58.6	2 ³ / ₄	36	5.99
⁴ 4436V581	277.52	9804-0811	59.1	2 ³ / ₄	36	5.39
4436V646	365.37	9800-0522	65.5	2 ³ / ₄	36	6.55
4436V714	404.47	9800-0363	72.7	2 ³ / ₄	36	8.48
4626V596	431.83	9800-0011	60.6	2 ⁷ / ₈	26	6.92
4630V602	367.21	9800-0697	61.2	2 ⁷ / ₈	30	6.49
4630V650	394.98	9800-0613	66.1	2 ⁷ / ₈	30	8.40
4630V663	403.57	9800-0378	67.3	2 ⁷ / ₈	30	8.49
4630V668	403.57	9800-0698	68.1	2 ⁷ / ₈	30	9.47
4630V683	486.58	9800-0464	69.3	2 ⁷ / ₈	30	8.76
4630V733	455.33	9800-0699	74.3	2 ⁷ / ₈	30	9.83
4630V1070	612.33	9800-0034	108.1	2 ⁷ / ₈	30	11.49
⁴ 4632V722	516.61	9800-0510	73.5	2 ⁷ / ₈	32	9.18
4636V613	389.45	9800-0362	62.2	2 ⁷ / ₈	36	7.01
4830V602	342.75	9800-0652	61.1	3	30	7.61
⁴ 4830V614	347.44	9800-0548	62.5	3	30	7.23
4830V653	356.39	9800-0546	66.4	3	30	7.61
4830V692	366.25	9800-0545	70.3	3	30	7.99
4830V699	368.91	9800-0610	71.0	3	30	8.06
4830V730	385.15	9800-0544	74.1	3	30	8.44
4830V750	396.33	9800-0813	76.0	3	30	8.55

Part No.	Sugg. List Price	Product No.	Belt O.C. (In.)	Top Width (In.)	Angle (°)	Wt. Ea. (Lbs.)
4830V850	\$445.96	9800-0566	86.1	3	30	9.55
4830V970	520.79	9800-0567	98.1	3	30	10.73
⁴ 4830V1070	601.15	9800-0598	108.1	3	30	11.63
⁴ 4836V588	342.15	9800-0010	59.8	3	36	6.88
4836V608	343.15	9800-0096	61.9	3	36	7.05
4836V618	347.93	9800-0155	63.4	3	36	7.22
⁴ 4836V642	352.61	9800-0609	65.3	3	36	7.41
4836V655	357.62	9800-0133	66.6	3	36	7.54
⁴ 4836V729	384.53	9800-0101	74.0	3	36	8.25
4836V789	421.27	9800-0102	80.0	3	36	8.83
4836V850	447.58	9800-0031	86.1	3	36	9.50
4836V1180	647.45	9800-0758	119.3	3	36	14.81
5126V938	771.97	9800-0246	95.0	3 ³ / ₁₆	26	12.92
5130V732	701.55	9800-0663	74.6	3 ³ / ₁₆	30	10.87
5228V930	747.46	9800-0894	94.4	3 ¹ / ₄	28	13.80
⁵ 5228V930S	1494.90	9800-0737	94.4	3 ¹ / ₄	28	26.45
5230V662	670.51	9800-0660	67.3	3 ¹ / ₄	30	9.36
5230V734	693.03	9800-0893	75.3	3 ¹ / ₄	30	10.88
⁵ 5230V734S	1386.06	9800-0657	75.3	3 ¹ / ₄	30	20.47
5230V867	729.43	9800-0895	88.3	3 ¹ / ₄	30	13.33
^{4,5} 5230V867S	1458.84	9800-0659	88.3	3 ¹ / ₄	30	24.11
⁴ 5636V750	429.37	9800-0235	76.4	3 ¹ / ₂	36	12.69
5636V774	442.28	9800-0237	78.7	3 ¹ / ₂	36	13.04
5830V756	691.08	9800-0661	76.9	3 ⁵ / ₈	30	13.43
5836V737	756.02	9800-0309	75.0	3 ⁵ / ₈	36	10.78
6036V761	477.85	9833-0738	77.7	3 ³ / ₄	36	15.20
6036V850	533.75	9800-0105	86.3	3 ³ / ₄	36	13.28
6236V694	494.62	9800-0147	70.8	3 ⁷ / ₈	36	12.76
⁴ 6236V725	501.38	9804-0006	73.9	3 ⁷ / ₈	36	13.01
6236V762	507.90	9800-0104	77.6	3 ⁷ / ₈	36	13.48
6236V785	518.82	9804-0009	79.9	3 ⁷ / ₈	36	12.55
⁴ 6236V905	600.41	9800-0013	91.9	3 ⁷ / ₈	36	15.93

⁴Minimum production quantity may apply. Contact Customer Service for availability. See minimum order quantities for Made-To-Order Multi-Speed belts.
⁵Set of 2.


MICRO-V, MULTISPEED AND SPECIALTY BELTS

Prices Subject To Change Without Notice





Nu-T-Link* Belting



Markets/Applications

Suitable alternative to standard belts on all industrial applications and particularly suited to drives requiring link belting for ease of installation.

Features/Advantages

- Oil and Heat Resistant
- Chemical Resistant
- Working Temperature Range: -40° F to +212° F (-40° C to +100° C)

How to Describe and Order

Specify length followed by part number.

For Example:

Quantity
50 Ft.

Part Number
NTL/O

Nu-T-Link is available in 50-foot reels. The studs are color coded: 0 - Red; A - Silver; B - Green; C - Blue; D - Black; E - Black.

Product No. Series 7760

Nu-T-Link

Part No.	Sugg. List Price (Ft.)	Product No.	Cross Section	Top Width (In.)	Quantity Per Reel (Ft.)	Wt. Per Ft. (Lbs.)
NTL/O	\$16.33	7760-6101	0	3/8	50	.04
NTL/A	16.64	7760-6102	A	1/2	50	.05
NTL/B	19.30	7760-6103	B	21/32	50	.07
NTL/C	29.26	7760-6104	C	7/8	50	.11
NTL/D	83.11	7760-6105	D	1 1/4	50	.26
NTL/E	99.75	7760-6106	E	1 1/2	50	1.20

NOTE: Do not use with backside idlers. Nu-T-Link does not meet RMA requirements for V-belt static conductivity.

A Nu-T-Link assembly tool will be supplied free of charge with belting. Additional assembly tools are available. Contact Customer Service for availability.

Nu-T-Link Belting Assembly Tool

Part No.	Suggested List Price (Ea.)	Product No.
900004	\$2.59	7469-0701

*Registered trademark of Fenner Manheim.

Supreme V-Link Belting

Markets/Applications

Suitable alternative to standard belts on all industrial applications and particularly suited to drives requiring link belting for ease of installation.

Features/Advantages

- Oil and Heat Resistant
- Minimum Stretch
- Color-Coded Studs for Easy Identification

How to Describe and Order

Specify length followed by part number.

For Example:

Quantity
100 Ft.

Part Number
SVL/00

Available in 100-foot reels. Studs are color coded: 0 - Red; 00 - Black; A - Silver; B - Green.

Product No. Series 7760

Supreme V-Link

Part No.	Sugg. List Price (Ft.)	Product No.	Cross Section	Top Width (In.)	Quantity Per Reel (Ft.)	Wt. Per Ft. (Lbs.)
SVL/00	\$11.46	7760-8100	00	5/16	100	.10
SVL/O	11.46	7760-8101	0	3/8	100	.10
SVL/A	11.68	7760-8102	A	1/2	100	.15
SVL/B	13.56	7760-8103	B	21/32	100	.18

Supreme V-Link Belting Assembly Tool

Part No.	Suggested List Price (Ea.)	Product No.
900003	\$29.02	7469-0700

MICRO-V, MULTISPEED AND SPECIALTY BELTS

Prices Subject To Change Without Notice





Easy-Splice V-Belting



How to Describe and Order (continued)

Easy-Splice is available in these standard cross sections:

A-VO B-VO C-VO D-VO BB-VO

corresponding to the A, B, C, D, and BB standard industrial V-belt cross sections.

How to Find the Correct Belt Length

1. Position the motor on its base so that the center distance can be shortened by the amount shown below:

Easy-Splice Cross Section	A-VO	B-VO	C-VO	D-VO	BB-VO
Center Distance Allowance	3/4"	1"	1 1/2"	2"	1"

2. After positioning the motor, use a flexible tape to measure around the outside of the sheaves. Subtract 1/2% from this measurement to provide enough tension for the belt.

3. From the length found in (2.) above, subtract the amount shown in the table below:

Easy-Splice Cross Section	A-VO	B-VO	C-VO	D-VO	BB-VO
Subtract these Amounts	0.90"	1.85"	2.26"	2.88"	1.00"

This corrects for the difference between **outside belt length** and **pitch length**, and compensates for the length of the fastener.

The result is the correct belt length to order for your drive.

Use the Correct Fastener for the Belt Section.

The fastener size depends on the belt section. Choose the correct fastener from table below:

Easy-Splice Cross Section	A-VO	B-VO	C-VO	D-VO	BB-VO
Fastener Number	A312	B437	C531	D750	BB4

NOTE: Easy-Splice Fasteners are not available from Gates.

Contact Flexible Steel Lacing Company, 2525 Wisconsin Ave., Downers Grove, IL 60515, Tel. (630) 971-0150.

Markets/Applications

Suitable alternative to standard belts on all industrial applications and particularly suited to drives requiring connected belting for ease of installation.

Features/Advantages

- Oil and Heat Resistant
- Dependable Non-slip Performance
- Outlasts Other Types of Open End Belting
- Minimum Stretch

How to Describe and Order

Specify length followed by part number.

For Example:

Quantity
525 Ft.

Part Number
AVO/525

Available in Cross Sections A-VO, B-VO, C-VO, D-VO, and BB-VO

Product No. Series 9300 and 9310

NOTE: Sold in full rolls only.

Part No.	Suggested List Price (Per Ft.)	Product No.	Standard Roll (Ft.)	Top Width (In.)	Wt. Per Ft. (Lbs.)	Max. Pieces Standard Roll	Min. Length Ea. Piece (Ft.)
AVO/525	\$4.76	9300-0002	525	1/2	.09	3	20
BVO/500	6.19	9300-0003	500	2 1/32	.13	3	20
CVO/450	10.01	9300-0004	450	7/8	.21	3	20
DVO/160	18.61	9300-0005	160	1 1/4	.48	3	20
BBVO/450	7.72	9310-0003	450	2 1/32	.30	4	20

Non-Standard Sizes listed below may be available in remnant rolls. Check with Customer Service for availability.

Part No.	Suggested List Price (Per Ft.)	Product No.	Standard Roll (Ft.)	Top Width (In.)	Wt. Per Ft. (Lbs.)	Max. Pieces Standard Roll	Min. Length Ea. Piece (Ft.)
AVO/250	\$4.05	9300-1002	250 ± 10	1/2	.09	8	20
BVO/200	5.27	9300-1003	200 ± 10	2 1/32	.13	8	20
CVO/200	8.50	9300-1004	200 ± 10	7/8	.21	8	20
DVO/160	15.81	9300-1005	160 ± 10	1 1/4	.48	8	20

Prices Subject To Change Without Notice





Speed-Flex® Flat Belts



Markets/Applications

Suitable for all lightly-loaded, high-speed industrial applications requiring high speed ratios and/or small diameters.

Features/Advantages

- Oil and Heat Resistant
- Static Conductive
- Long Belt Life
- Smooth Running
- Non-Slipping
- Flexible

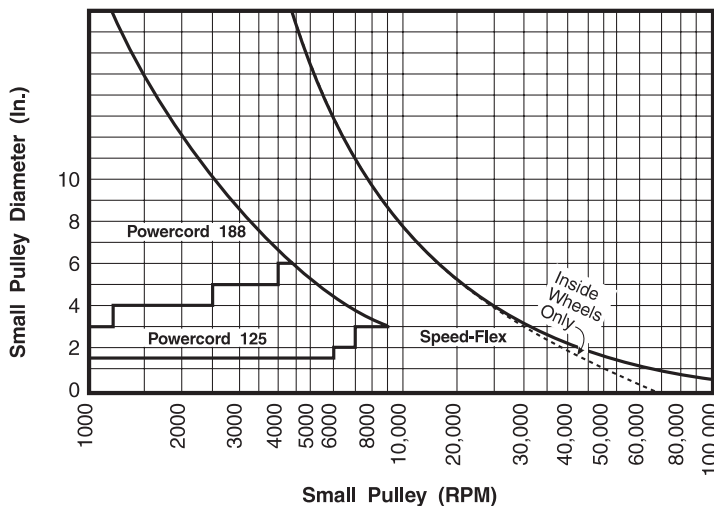
How to Describe and Order

Minimum order quantity is based on a sleeve width of 24" to 28". Belts from 15½" to 79.9" are built on 24" wide drums, and belts from 80" to 138" are built on 28" wide drums. Divide the drum width by the belt top width and round down to the nearest whole belt increment.

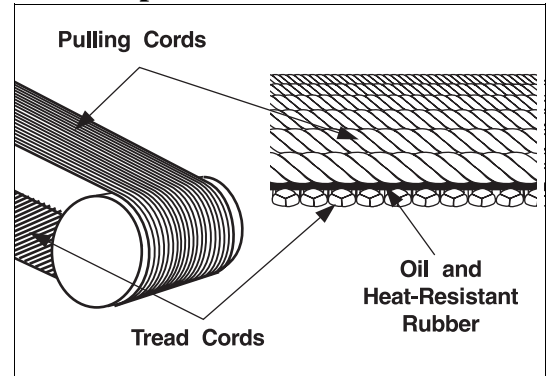
Minimum Production Quantities

Minimum order quantities may apply. Check with Customer Service for Information.

Refer to the Flat Belt Selection Guide (below) to make sure your drive falls within the operating range of Speed-Flex Belts.



Gates Speed-Flex Belt Construction



NOTE: Gates Speed-Flex Belts are not recommended for use on flanged pulleys *unless the pulleys are crowned*. See your local Gates representative for information on proper crowning for Speed-Flex Belt installation.

Product No. Series 9542

Size	Suggested List Price Per Inch	Belt Width (In.)
SF6	\$0.87	¾ & UNDER
SF7	1.02	7/8
SF8	1.08	1
SF9	1.28	1 1/8
SF10	1.30	1 1/4
SF11	1.42	1 3/8
SF12	1.53	1 1/2
SF14	1.75	1 3/4
SF16	1.96	2
SF18	2.16	2 1/4
SF20	2.35	2 1/2
SF22	2.58	2 3/4
SF24	2.90	3
SF28	3.21	3 1/2
SF32	3.68	4
SF40	4.60	5

Nominal thickness of Speed-Flex Flat Belts = .042.

MICRO-V, MULTISPEED AND SPECIALTY BELTS

Prices Subject To Change Without Notice





Powercord® Belts 125 and 188



Markets/Applications

Suitable for all moderately to heavily loaded industrial applications.

Features/Advantages

- Oil and Heat Resistant
- Static Conductive
- Heavy Duty Construction

How to Describe and Order

Gates Powercord Belts are Made-To-Order. Minimum order quantities may apply. Check with Customer Service for information.

Minimum order quantity is based on a sleeve width of 24" to 28". Belts from 15½" to 79.9" are built on 24" wide drums, and belts from 80" to 138" are built on 28" wide drums. Divide the drum width by the belt top width and round down to the nearest whole belt increment.

Product No. Series 9520 • Powercord 125

Part No.	Suggested List Price		Belt Width (In.)
	*Each	**Ea. Add. In.	
PC125/3	\$62.74	\$.70	¾
PC125/4	65.49	.73	1
PC125/5	66.75	.74	1¼
PC125/6	70.99	.79	1½
PC125/7	82.15	.91	1¾
PC125/8	93.27	1.04	2
PC125/9	96.88	1.08	2¼
PC125/10	100.44	1.11	2½
PC125/12	128.24	1.42	3
PC125/14	141.46	1.57	3½
PC125/16	175.05	1.94	4
PC125/18	190.45	2.11	4½
PC125/20	205.83	2.28	5

Product No. Series 9530 • Powercord 188

Part No.	Suggested List Price		Belt Width (In.)
	*Each	**Ea. Add. In.	
PC188/7	\$51.89	\$.58	7/8
PC188/9	66.67	.74	1⅛
PC188/12	88.89	.99	1½
PC188/16	115.59	1.28	2
PC188/20	125.51	1.39	2½
PC188/24	159.24	1.77	3
PC188/28	177.51	1.97	3½
PC188/32	219.08	2.43	4
PC188/36	238.06	2.64	4½
PC188/40	256.21	2.84	5
PC188/48	298.59	3.31	6

*10" through 30" I.C. lengths.

**31" through 120" I.C. lengths (in even inch increments.)

MICRO-V, MULTISPEED AND SPECIALTY BELTS

Prices Subject To Change Without Notice





Tubewinder Belts

Markets/Applications

Tube-Winding Machines

Features/Advantages

- High Tensile Strength
- Low Stretch
- Transverse Rigidity
- High Coefficient of Friction

How to Describe and Order

All Tubewinder belts are **Made-To-Order**. Minimum order quantities may apply. Check with Customer Service for information.



Black Tubewinder Belt—Minimum order quantity is based on a sleeve width of 24" or 28". Belts up to 79.9" are built on 24" wide drums, and belts 80" to 140" are built on 28" wide drums. Divide the drum width by the belt top width and round down to the nearest whole belt increment. Check with Customer Service for availability on lengths longer than 140".

Red Ozex Tubewinder Belt—Intermediate or fractional order quantity is based on a 12½" drum. Divide 12½" by the belt top width and round down to the nearest whole belt increment.

All sizes are made to order. Contact Customer Service for availability.

Black Tubewinder (Also Available in Sleeves)

Belt Width (In.)	Suggested List Price Per Inch of Length — 140" Maximum		
	Light Construction 0.105" Thick (Nominal Cover Thickness 0.025")	Medium Construction 0.266" Thick (Nominal Cover Thickness 0.085")	Heavy Construction 0.390" Thick (Nominal Cover Thickness 0.105")
Over ½ to 1 Inclusive	\$0.92	\$1.01	\$1.10
Over 1 to 1½ Inclusive	1.50	1.65	1.80
Over 1½ to 2 Inclusive	1.97	2.17	2.37
Over 2 to 2¼ Inclusive	2.29	2.52	2.75
Over 2¼ to 3 Inclusive	2.75	3.03	3.30
Over 3 to 4 Inclusive	3.55	3.91	4.26
Over 4 to 6½ Inclusive	4.62	5.09	5.55
Over 6½ — Price on application	—	—	—
24" Wide Sleeves (79.9" and Below)	21.13	23.25	25.36
28" Wide Sleeves (80" to 140")	24.65	27.12	29.58

All sizes are made to order. Contact Customer Service for availability.

Red Ozex Tubewinder (Also Available in Sleeves)

Belt Width (In.)	Suggested List Price Per Inch of Length — 240" Maximum		
	Light Construction 0.25" Thick (Nominal Cover Thickness 0.063")	Medium Construction 0.344" Thick (Nominal Cover Thickness 0.063")	Heavy Construction 0.469" Thick (Nominal Cover Thickness 0.125")
Over ½ to 1 Inclusive	\$1.84	Not Available	Not Available
Over 1 to 1½ Inclusive	2.02	Not Available	Not Available
Over 1½ to 2 Inclusive	2.78	\$3.33	Not Available
Over 2 to 2¼ Inclusive	3.20	3.84	Not Available
Over 2¼ to 3 Inclusive	3.80	4.55	\$5.46
Over 3 to 4 Inclusive	4.79	5.74	6.89
Over 4 to 6½ Inclusive	7.17	8.59	10.31
Over 6½ — Price on application	20.61	24.73	29.68

Prices Subject To Change Without Notice



Round Endless Belts



Markets/Applications

- Serpentine Drives
- 1/4 Turn or Twisted Drives
- Conveyors
- Commercial Sewing Machines

Features/Advantages

- Minimum Stretch
- Minimum Take-up
- No Splice

How to Describe and Order

When placing an order, add "REbelt" after the part number.
 For example: **4X33REbelt**.

Round Endless Belts — 1/4" Diameter
Product No. Series 8820

NOTE: SIZES MAY BE MADE-TO-ORDER. Minimum production quantities may apply. Contact Customer Service for availability.

Part No.	Suggested List Price	Product No.	Inside Length (In.)
4X33	\$63.21	8820-0499	33
4X34	64.38	8820-0503	34
4X35	65.54	8820-0507	35
4X36	66.97	8820-0511	36
4X37	68.16	8820-0515	37
4X38	69.31	8820-0519	38
4X39	70.48	8820-0523	39
4X40	71.93	8820-0527	40
4X41	73.07	8820-0531	41
4X42	74.23	8820-0535	42
4X43	75.70	8820-0539	43
4X44	76.84	8820-0543	44
4X45	78.03	8820-0547	45
4X46	79.17	8820-0551	46
4X47	80.62	8820-0555	47
4X48	81.77	8820-0559	48
4X49	82.94	8820-0563	49
4X50	84.39	8820-0567	50

Part No.	Suggested List Price	Product No.	Inside Length (In.)
4X51	\$85.53	8820-0571	51
4X52	86.66	8820-0575	52
4X53	87.86	8820-0579	53
4X54	89.33	8820-0583	54
4X55	90.49	8820-0587	55
4X56	91.63	8820-0591	56
4X57	91.92	8820-0595	57
4X58	94.25	8820-0599	58
4X59	95.40	8820-0603	59
4X60	96.57	8820-0607	60
4X61	98.02	8820-0611	61
4X62	99.16	8820-0615	62
4X63	100.35	8820-0619	63
4X64	101.77	8820-0623	64
4X65	102.96	8820-0627	65
4X66	104.12	8820-0631	66
4X67	105.36	8820-0635	67
4X68	106.71	8820-0639	68

Part No.	Suggested List Price	Product No.	Inside Length (In.)
4X69	\$107.88	8820-0643	69
4X70	109.05	8820-0647	70
4X71	110.48	8820-0651	71
4X72	111.65	8820-0655	72
4X73	112.79	8820-0659	73
4X74	113.96	8820-0663	74
4X75	115.42	8820-0667	75
4X76	116.58	8820-0671	76
4X77	117.67	8820-0675	77
4X78	119.20	8820-0679	78
4X79	120.34	8820-0683	79
4X80	121.85	8820-0687	80
4X81	123.36	8820-0691	81
4X82	124.08	8820-0695	82
4X83	125.25	8820-0699	83
4X84	126.44	8820-0703	84
4X85	127.88	8820-0707	85

Minimum order quantity for 1/4" Round Endless Belts is 180 belts per size ±10%.

Round Endless Belts — 5/16" Diameter
Product No. Series 8820

Part No.	Suggested List Price	Product No.	Inside Length (In.)
5X33	\$48.22	8820-0838	33
5X34	48.22	8820-0842	34
5X35	48.22	8820-0846	35
5X36	48.22	8820-0850	36
5X37	48.22	8820-0854	37
5X38	48.22	8820-0858	38
5X39	48.22	8820-0862	39
5X40	48.22	8820-0866	40
5X41	49.12	8820-0870	41
5X42	50.02	8820-0874	42
5X43	50.75	8820-0878	43
5X44	51.65	8820-0882	44
5X45	52.56	8820-0886	45
5X46	53.46	8820-0890	46
5X47	54.20	8820-0894	47
5X48	54.73	8820-0898	48
5X49	55.20	8820-0902	49
5X50	56.92	8820-0906	50
5X51	57.64	8820-0910	51
5X52	58.54	8820-0914	52

Part No.	Suggested List Price	Product No.	Inside Length (In.)
5X53	\$59.44	8820-0918	53
5X54	60.34	8820-0922	54
5X55	61.07	8820-0926	55
5X56	62.00	8820-0930	56
5X57	62.90	8820-0934	57
5X58	63.80	8820-0938	58
5X59	64.52	8820-0942	59
5X60	65.42	8820-0946	60
5X61	66.35	8820-0950	61
5X62	67.25	8820-0954	62
5X63	67.98	8820-0958	63
5X64	68.88	8820-0962	64
5X65	69.78	8820-0966	65
5X66	70.69	8820-0970	66
5X67	71.42	8820-0974	67
5X68	72.32	8820-0978	68
5X69	73.21	8820-0982	69
5X70	74.11	8820-0986	70
5X71	74.84	8820-0990	71
5X72	75.77	8820-0994	72

Part No.	Suggested List Price	Product No.	Inside Length (In.)
5X73	\$76.67	8820-0998	73
5X74	77.57	8820-1002	74
5X75	78.30	8820-1006	75
5X76	79.19	8820-1010	76
5X77	80.56	8820-1014	77
5X78	81.02	8820-1018	78
5X79	81.75	8820-1022	79
5X80	82.65	8820-1026	80
5X81	83.55	8820-1030	81
5X82	84.46	8820-1034	82
5X83	85.19	8820-1038	83
5X84	86.09	8820-1042	84
5X85	86.99	8820-1046	85
5X86	87.89	8820-1050	86
5X87	88.61	8820-1054	87
5X88	89.54	8820-1058	88
5X89	90.44	8820-1062	89
5X90	91.34	8820-1066	90

Minimum order quantity for 5/16" Round Endless Belts is 165 belts per size ±10%.

Prices Subject To Change Without Notice



MICRO-V, MULTISPEED AND SPECIALTY BELTS

Industrial Belt Products

Suggested List Prices

19993
January, 2003
Supersedes January, 2001

Round Endless Belts (continued)

Round Endless Belts — 3/8" Diameter Product No. Series 8820

NOTE: SIZES MAY BE MADE-TO-ORDER. Minimum production quantities may apply. Contact Customer Service for availability.

Part No.	Suggested List Price	Product No.	Inside Length (In.)
6X33	\$44.41	8820-1222	33
6X34	45.30	8820-1226	34
6X35	46.23	8820-1230	35
6X36	47.13	8820-1234	36
6X37	48.02	8820-1238	37
6X38	48.92	8820-1242	38
6X39	49.85	8820-1246	39
6X40	50.75	8820-1250	40
6X41	51.65	8820-1254	41
6X42	52.56	8820-1258	42
6X43	53.46	8820-1262	43
6X44	54.36	8820-1266	44
6X45	54.83	8820-1270	45
6X46	56.19	8820-1274	46
6X47	57.09	8820-1278	47
6X48	57.99	8820-1282	48
6X49	58.91	8820-1286	49
6X50	59.81	8820-1290	50
6X51	60.71	8820-1294	51
6X52	61.63	8820-1298	52
6X53	62.52	8820-1302	53
6X54	63.42	8820-1306	54
6X55	64.35	8820-1310	55
6X56	65.25	8820-1314	56
6X57	66.15	8820-1318	57
6X58	67.05	8820-1322	58
6X59	67.98	8820-1326	59
6X60	68.88	8820-1330	60
6X61	69.78	8820-1334	61
6X62	70.69	8820-1338	62

Part No.	Suggested List Price	Product No.	Inside Length (In.)
6X63	\$71.59	8820-1342	63
6X64	72.49	8820-1346	64
6X65	73.41	8820-1350	65
6X66	74.31	8820-1354	66
6X67	75.21	8820-1358	67
6X68	76.14	8820-1362	68
6X69	77.04	8820-1366	69
6X70	77.92	8820-1370	70
6X71	78.82	8820-1374	71
6X72	79.75	8820-1378	72
6X73	80.65	8820-1382	73
6X74	81.55	8820-1386	74
6X75	82.48	8820-1390	75
6X76	83.38	8820-1394	76
6X77	84.28	8820-1398	77
6X78	85.19	8820-1402	78
6X79	86.09	8820-1406	79
6X80	86.99	8820-1410	80
6X81	87.89	8820-1414	81
6X82	88.81	8820-1418	82
6X83	89.71	8820-1422	83
6X84	90.61	8820-1426	84
6X85	91.54	8820-1430	85
6X86	92.44	8820-1434	86
6X87	93.34	8820-1438	87
6X88	94.25	8820-1442	88
6X89	95.15	8820-1446	89
6X90	96.05	8820-1460	90
6X91	96.98	8820-1454	91
6X92	97.88	8820-1458	92

Part No.	Suggested List Price	Product No.	Inside Length (In.)
6X93	\$98.78	8820-1462	93
6X94	99.67	8820-1466	94
6X95	100.60	8820-1470	95
6X96	101.50	8820-1474	96
6X97	102.39	8820-1478	97
6X98	103.31	8820-1486	98
6X99	104.21	8820-1482	99
6X100	105.11	8820-1490	100
6X101	106.04	8820-1494	101
6X102	106.94	8820-1498	102
6X103	107.84	8820-1502	103
6X104	108.74	8820-1506	104
6X105	109.66	8820-1510	105
6X106	110.55	8820-1514	106
6X107	111.45	8820-1518	107
6X108	112.38	8820-1522	108
6X109	113.28	8820-1526	109
6X110	114.17	8820-1530	110
6X111	115.10	8820-1534	111
6X112	116.00	8820-1538	112
6X113	116.90	8820-1542	113
6X114	117.81	8820-1546	114
6X115	118.71	8820-1550	115
6X116	119.61	8820-1554	116
6X117	120.51	8820-1558	117
6X118	121.44	8820-1562	118
6X119	122.34	8820-1566	119
6X120	123.24	8820-1570	120

Minimum order quantity for 3/8" Round Endless Belts is 139 belts per size ±10%.

Round Endless Belts — 7/16" Diameter Product No. Series 8820

Part No.	Suggested List Price	Product No.	Inside Length (In.)
7X33	\$50.92	8820-1831	33
7X34	50.92	8820-1835	34
7X35	50.92	8820-1839	35
7X36	50.92	8820-1843	36
7X37	51.84	8820-1847	37
7X38	52.93	8820-1851	38
7X39	53.83	8820-1859	39
7X40	54.93	8820-1841	40
7X41	55.83	8820-1863	41
7X42	56.92	8820-1867	42
7X43	57.82	8820-1871	43
7X44	58.91	8820-1875	44
7X45	59.81	8820-1879	45
7X46	60.90	8820-1883	46
7X47	61.80	8820-1887	47
7X48	62.90	8820-1891	48
7X49	63.62	8820-1895	49
7X50	64.88	8820-1899	50
7X51	65.98	8820-1903	51
7X52	66.88	8820-1907	52
7X53	67.78	8820-1911	53
7X54	68.88	8820-1915	54
7X55	69.78	8820-1919	55
7X56	70.86	8820-1923	56
7X57	71.76	8820-1927	57

Part No.	Suggested List Price	Product No.	Inside Length (In.)
7X58	\$72.86	8820-1931	58
7X59	73.77	8820-1935	59
7X60	69.81	8820-1939	60
7X61	75.77	8820-1943	61
7X62	76.84	8820-1947	62
7X63	77.77	8820-1951	63
7X64	78.82	8820-1955	64
7X65	79.75	8820-1959	65
7X66	80.85	8820-1963	66
7X67	81.75	8820-1967	67
7X68	82.83	8820-1971	68
7X69	83.73	8820-1975	69
7X70	84.83	8820-1979	70
7X71	85.73	8820-1983	71
7X72	86.83	8820-1987	72
7X73	87.71	8820-1991	73
7X74	88.81	8820-1995	74
7X75	89.71	8820-1999	75
7X76	90.81	8820-2003	76
7X77	91.71	8820-2007	77
7X78	92.80	8820-2011	78
7X79	93.52	8820-2015	79
7X80	94.79	8820-2019	80
7X81	95.69	8820-2023	81
7X82	96.42	8820-2027	82

Part No.	Suggested List Price	Product No.	Inside Length (In.)
7X83	\$97.68	8820-2031	83
7X84	98.78	8820-2035	84
7X85	99.67	8820-2039	85
7X86	100.76	8820-2043	86
7X87	101.69	8820-2047	87
7X88	102.76	8820-2051	88
7X89	103.68	8820-2055	89
7X90	104.76	8820-2059	90
7X91	105.67	8820-2063	91
7X92	106.74	8820-2067	92
7X93	107.67	8820-2071	93
7X94	108.74	8820-2075	94
7X95	109.66	8820-2079	95
7X96	110.75	8820-2083	96
7X97	111.65	8820-2087	97
7X98	112.75	8820-2091	98
7X99	113.65	8820-2095	99
7X100	114.73	8820-2099	100
7X101	115.63	8820-2103	101
7X102	116.73	8820-2107	102
7X103	117.63	8820-2111	103
7X104	118.71	8820-2115	104
7X105	119.61	8820-2119	105
7X106	120.71	8820-2123	106

Minimum order quantity for 7/16" Round Endless Belts is 115 belts per size ±10%.

Prices Subject To Change Without Notice

Industrial Belt Products

Suggested List Prices

19993
January, 2003
Supersedes January, 2001

Round Endless Belts (continued)

Round Endless Belts — 1/2" Diameter Product No. Series 8820

NOTE: SIZES MAY BE MADE-TO-ORDER. Minimum production quantities may apply. Contact Customer Service for availability.

Part No.	Suggested List Price	Product No.	Inside Length (In.)
8X53	\$74.67	8820-2685	53
8X54	75.77	8820-2689	54
8X55	76.84	8820-2693	55
8X56	77.92	8820-2697	56
8X57	79.02	8820-2701	57
8X58	80.56	8820-2705	58
8X59	81.19	8820-2709	59
8X61	83.38	8820-2717	61
8X62	78.76	8820-2721	62
8X63	85.53	8820-2725	63
8X64	86.63	8820-2729	64
8X65	87.36	8820-2733	65
8X66	88.81	8820-2737	66
8X67	89.91	8820-2741	67
8X68	90.97	8820-2745	68
8X69	92.07	8820-2749	69
8X70	93.17	8820-2753	70
8X71	94.25	8820-2757	71

Part No.	Suggested List Price	Product No.	Inside Length (In.)
8X72	\$95.32	8820-2761	72
8X73	96.42	8820-2765	73
8X74	97.51	8820-2769	74
8X75	98.60	8820-2773	75
8X76	99.67	8820-2777	76
8X77	100.76	8820-2781	77
8X78	101.86	8820-2785	78
8X79	102.96	8820-2789	79
8X80	104.03	8820-2793	80
8X81	105.11	8820-2797	81
8X82	106.10	8820-2801	82
8X83	107.30	8820-2805	83
8X84	108.39	8820-2809	84
8X85	109.47	8820-2813	85
8X86	110.55	8820-2817	86
8X87	111.65	8820-2821	87
8X88	112.75	8820-2825	88
8X89	113.82	8820-2829	89

Part No.	Suggested List Price	Product No.	Inside Length (In.)
8X90	\$114.00	8820-2833	90
8X91	116.00	8820-2837	91
8X92	117.09	8820-2841	92
8X93	118.16	8820-2845	93
8X94	119.26	8820-2849	94
8X95	120.34	8820-2853	95
8X96	121.44	8820-2857	96
8X97	122.54	8820-2861	97
8X98	123.59	8820-2865	98
8X99	124.69	8820-2869	99
8X100	125.79	8820-2873	100
8X101	126.88	8820-2877	101
8X102	127.95	8820-2881	102
8X103	129.05	8820-2885	103
8X104	130.13	8820-2889	104
8X105	131.23	8820-2893	105
8X106	132.30	8820-2897	106

Minimum order quantity for 1/2" Round Endless Belts is 95 belts per size ±10%.

Round Endless Belts — 9/16" Diameter Product No. Series 8820

Part No.	Suggested List Price	Product No.	Inside Length (In.)
9X49	\$73.59	8820-3239	49
9X50	74.67	8820-3242	50
9X51	75.94	8820-3245	51
9X52	77.04	8820-3248	52
9X53	78.12	8820-3251	53
9X54	79.19	8820-3254	54
9X55	80.48	8820-3257	55
9X56	81.55	8820-3260	56
9X57	82.65	8820-3263	57
9X58	83.90	8820-3266	58
9X59	85.00	8820-3269	59
9X60	86.09	8820-3272	60
9X61	87.19	8820-3275	61
9X62	88.46	8820-3278	62
9X63	89.54	8820-3281	63
9X64	90.61	8820-3284	64
9X65	91.90	8820-3287	65
9X66	92.97	8820-3290	66
9X67	94.07	8820-3293	67
9X68	95.15	8820-3296	68
9X69	96.42	8820-3299	69
9X70	97.51	8820-3302	70
9X71	98.60	8820-3305	71
9X72	99.87	8820-3308	72
9X73	100.96	8820-3311	73
9X74	102.03	8820-3314	74
9X75	103.72	8820-3317	75
9X76	104.38	8820-3320	76
9X77	105.48	8820-3323	77
9X78	106.57	8820-3326	78
9X79	107.84	8820-3329	79
9X80	108.92	8820-3332	80

Part No.	Suggested List Price	Product No.	Inside Length (In.)
9X81	\$110.02	8820-3335	81
9X82	111.09	8820-3338	82
9X83	112.38	8820-3341	83
9X84	113.45	8820-3344	84
9X85	114.55	8820-3347	85
9X86	115.80	8820-3350	86
9X87	116.90	8820-3353	87
9X88	117.99	8820-3356	88
9X89	119.08	8820-3359	89
9X90	120.34	8820-3362	90
9X91	121.44	8820-3365	91
9X92	122.54	8820-3368	92
9X93	123.59	8820-3371	93
9X94	124.86	8820-3374	94
9X95	125.96	8820-3377	95
9X96	127.05	8820-3380	96
9X97	128.32	8820-3383	97
9X98	129.40	8820-3386	98
9X99	130.50	8820-3389	99
9X100	131.76	8820-3392	100
9X101	132.86	8820-3395	101
9X102	133.95	8820-3398	102
9X103	135.01	8820-3401	103
9X104	136.31	8820-3404	104
9X105	137.38	8820-3405	105
9X106	138.47	8820-3485	106
9X107	139.74	8820-3413	107
9X108	140.82	8820-3416	108
9X109	141.92	8820-3419	109
9X110	143.02	8820-3422	110
9X111	144.27	8820-3425	111
9X112	145.37	8820-3428	112

Part No.	Suggested List Price	Product No.	Inside Length (In.)
9X113	\$146.43	8820-3429	113
9X114	147.73	8820-3434	114
9X115	148.80	8820-3437	115
9X116	149.88	8820-3440	116
9X118	152.24	8820-3446	118
9X119	153.34	8820-3449	119
9X120	154.43	8820-3452	120
9X128	163.21	8820-3488	128
9X135	170.88	8820-3489	135
9X144	180.75	8820-3458	144
9X148	185.77	8820-3490	148
9X155	192.80	8820-3460	155
9X166	204.87	8820-3491	166
9X172	211.44	8820-4281	172
9X176	215.82	8820-3492	176
9X190	231.17	8820-3493	190
9X200	242.14	8820-3469	200
9X210	253.09	8820-3486	210
9X233	278.31	8820-3470	233
9X250	296.95	8820-3494	250
9X270	318.87	8820-3471	270
9X308	360.53	8820-3472	308
9X331	385.73	8820-3473	331
9X345	401.08	8820-3495	345
9X386	446.04	8820-3474	386
9X416	478.91	8820-3475	416
9X447	512.90	8820-3484	447
9X465	532.63	8820-3476	465
9X564	641.15	8820-3477	564
9X660	746.40	8820-3478	660

Minimum order quantity for 9/16" Round Endless Belts is 87 belts per size ±10%.

Prices Subject To Change Without Notice

MICRO-V, MULTISPEED AND SPECIALTY BELTS



Dry Can Belts

Markets/Applications

Textile Drying Machines

Features/Advantages

- Oil and Heat Resistant
- Static Conductive
- Unique Double V Design

How to Describe and Order

Dry Can Belts are Standard/Nonstock. Check with Customer Service for availability.



Product No. Series 7763

Part No.	Suggested List Price	Product No.	Belt Nominal E.L. (In.)	Wt. Ea. (Lbs.)
CC240DG	\$440.62	7763-0240	242	6.21
CC255DG	470.76	7763-0255	257	6.55
CC270DG	497.26	7763-0270	272	6.96
CC330DG	606.99	7763-0330	332	8.89
CC360DG	661.82	7763-0360	362	11.90
CC390DG	717.88	7763-0390	392	12.50
CC408DG	758.27	7763-0408	410	13.60
CC420DG	773.32	7763-0420	422	13.80
CC440DG	813.72	7763-0440	442	14.20
CC450DG	830.90	7763-0450	452	15.20
CC470DG	877.02	7763-0470	472	15.00
CC480DG	888.47	7763-0480	482	16.50
CC540DG	1002.38	7763-0540	542	18.60
CC550DG	1024.99	7763-0550	552	19.00

Part No.	Suggested List Price	Product No.	Belt Nominal E.L. (In.)	Wt. Ea. (Lbs.)
CC578DG	\$1078.93	7763-0578	580	19.80
CC600DG	1115.70	7763-0600	602	20.60
CC640DG	1178.40	7763-0640	642	21.30
CC660DG	1226.61	7763-0660	662	22.70
CC670DG	1254.93	7763-0670	672	23.05
CC680DG	1279.05	7763-0680	682	23.40
CC700DG	1304.98	7763-0700	702	24.10
CC720DG	1342.32	7763-0720	722	24.80
CC750DG	1399.29	7763-0750	752	25.80
CC780DG	1456.26	7763-0780	782	26.80
CC800DG	1497.85	7763-0800	802	27.20
CC840DG	1570.19	7763-0840	842	29.60
CC900DG	1687.71	7763-0900	902	30.20

MICRO-V, MULTISPEED AND SPECIALTY BELTS

Prices Subject To Change Without Notice





Truflex® V-Belts



Markets/Applications

Suitable for all industrial light duty applications, usually using fractional horsepower (FHP) motors.

Features/Advantages

- Oil and Heat Resistant
- Static Conductive
- Gates Curves
- Flex-Bonded Cords
- Flex-Weave™ Cover
- Superior Length Stability

How to Describe and Order

Specify the quantity required followed by the part number.

For example: 0 = 2L 1 = 3L 2 = 4L 3 = 5L

Quantity
4

Part Number
4L380 or 2380

Product No. Series 8400



0 or 2L Section

Gates Part No.	Industry Part No.	Suggested List Price	Product No. (Suffix is Gates Part No.)	Belt O.C. (In.)	Wt. Ea. (Lbs.)	Customer Pack
0100	2L100	\$6.21	8400-0100	10.00	.02	1
0110	2L110	6.21	8400-0110	11.00	.02	1
0120	2L120	6.21	8400-0120	12.00	.02	1
0130	2L130	6.21	8400-0130	13.00	.03	1
0140	2L140	6.21	8400-0140	14.00	.03	1
0150	2L150	6.21	8400-0150	15.00	.03	1
0160	2L160	6.21	8400-0160	16.00	.03	1
0170	2L170	6.21	8400-0170	17.00	.03	1
0180	2L180	6.21	8400-0180	18.00	.03	1
0190	2L190	6.21	8400-0190	19.00	.04	1
0200	2L200	6.21	8400-0200	20.00	.04	1
0210	2L210	6.21	8400-0210	21.00	.04	1
0230	2L230	6.21	8400-0230	23.00	.04	1

Gates Part No.	Industry Part No.	Suggested List Price	Product No. (Suffix is Gates Part No.)	Belt O.C. (In.)	Wt. Ea. (Lbs.)	Customer Pack
0240	2L240	\$6.21	8400-0240	24.00	.04	1
0250	2L250	6.21	8400-0250	25.00	.04	1
0260	2L260	6.34	8400-0260	26.00	.05	1
0270	2L270	6.44	8400-0270	27.00	.05	1
0280	2L280	6.54	8400-0280	28.00	.05	1
0290	2L290	6.65	8400-0290	29.00	.05	1
0310	2L310	6.80	8400-0310	31.00	.05	1
0340	2L340	7.13	8400-0340	34.00	.05	1
0350	2L350	7.30	8400-0350	35.00	.06	1
0360	2L360	7.39	8400-0360	36.00	.06	1
0380	2L380	7.72	8400-0380	38.00	.06	1
0460	2L460	8.76	8400-0460	46.00	.07	1

LIGHT DUTY V-BELTS

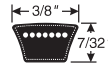
Prices Subject To Change Without Notice





Truflex® V-Belts (continued)

Product No. Series 8400



1 or 3L Section

Gates Part No.	Industry Part No.	Suggested List Price	Product No. (Suffix is Gates Part No.)	Belt O.C. (In.)	Wt. Ea. (Lbs.)	Customer Pack
1110	3L110	\$6.21	8400-1110	11.00	.04	1
1120	3L120	6.21	8400-1120	12.00	.04	1
1130	3L130	6.21	8400-1130	13.00	.05	1
1140	3L140	6.21	8400-1140	14.00	.05	1
1150	3L150	6.21	8400-1150	15.00	.05	1
1160	3L160	6.21	8400-1160	16.00	.06	5
1170	3L170	6.21	8400-1170	17.00	.06	1
1180	3L180	6.21	8400-1180	18.00	.07	1
1190	3L190	6.21	8400-1190	19.00	.07	5
1200	3L200	6.21	8400-1200	20.00	.07	5
1210	3L210	6.21	8400-1210	21.00	.07	5
1220	3L220	6.21	8400-1220	22.00	.08	5
1230	3L230	6.21	8400-1230	23.00	.08	5
1240	3L240	6.21	8400-1240	24.00	.08	5
1245	3L245	6.21	8400-1245	24.50	.09	1
1250	3L250	6.21	8400-1250	25.00	.09	5
1255	3L255	6.34	8400-1255	25.50	.09	1
1260	3L260	6.34	8400-1260	26.00	.09	5
1265	3L265	6.44	8400-1265	26.50	.09	1
1270	3L270	6.44	8400-1270	27.00	.09	1
1275	3L275	6.54	8400-1275	27.50	.09	1
1280	3L280	6.54	8400-1280	28.00	.10	5
1285	3L285	6.65	8400-1285	28.50	.10	1
1290	3L290	6.65	8400-1290	29.00	.10	5
1293	3L293	6.77	8400-1293	29.25	.10	1
1300	3L300	6.77	8400-1300	30.00	.10	5
1310	3L310	6.80	8400-1310	31.00	.11	5
1320	3L320	6.90	8400-1320	32.00	.11	5
1330	3L330	7.03	8400-1330	33.00	.11	5
1340	3L340	7.13	8400-1340	34.00	.12	5
1345	3L345	7.30	8400-1345	34.50	.12	1
1350	3L350	7.30	8400-1350	35.00	.12	5
1360	3L360	7.39	8400-1360	36.00	.13	5
1370	3L370	7.55	8400-1370	37.00	.13	5
1380	3L380	7.72	8400-1380	38.00	.13	5
1390	3L390	7.88	8400-1390	39.00	.13	5

Gates Part No.	Industry Part No.	Suggested List Price	Product No. (Suffix is Gates Part No.)	Belt O.C. (In.)	Wt. Ea. (Lbs.)	Customer Pack
1400	3L400	\$8.01	8400-1400	40.00	.14	5
1410	3L410	8.16	8400-1410	41.00	.12	1
1415	3L415	8.30	8400-1415	41.50	.12	1
1420	3L420	8.30	8400-1420	42.00	.12	1
1430	3L430	8.39	8400-1430	43.00	.13	1
1440	3L440	8.49	8400-1440	44.00	.13	1
1450	3L450	8.66	8400-1450	45.00	.13	1
1460	3L460	8.76	8400-1460	46.00	.14	1
1470	3L470	8.92	8400-1470	47.00	.14	1
1480	3L480	9.02	8400-1480	48.00	.14	1
1490	3L490	9.14	8400-1490	49.00	.15	1
1500	3L500	9.25	8400-1500	50.00	.15	1
1510	3L510	9.35	8400-1510	51.00	.15	1
1520	3L520	9.44	8400-1520	52.00	.18	1
1530	3L530	9.56	8400-1530	53.00	.18	1
1540	3L540	9.67	8400-1540	54.00	.19	1
1550	3L550	9.77	8400-1550	55.00	.19	1
1560	3L560	9.87	8400-1560	56.00	.19	5
1570	3L570	9.96	8400-1570	57.00	.20	5
1580	3L580	10.09	8400-1580	58.00	.20	1
1590	3L590	10.19	8400-1590	59.00	.20	1
1600	3L600	10.29	8400-1600	60.00	.21	1
1610	3L610	10.44	8400-1610	61.00	.19	1
1620	3L620	10.54	8400-1620	62.00	.21	1
1630	3L630	10.67	8400-1630	63.00	.20	1
1640	3L640	10.77	8400-1640	64.00	.22	1
1650	3L650	10.94	8400-1650	65.00	.22	1
1660	3L660	11.03	8400-1660	66.00	.22	1
1670	3L670	11.19	8400-1670	67.00	.21	1
1675	3L675	11.30	8400-1675	67.50	.21	1
1680	3L680	11.30	8400-1680	68.00	.21	1
1690	3L690	11.40	8400-1690	69.00	.21	1
1700	3L700	11.55	8400-1700	70.00	.22	1
1710	3L710	11.65	8400-1710	71.00	.23	1
1730	3L730	11.98	8400-1730	73.00	.23	1
1740	3L740	12.14	8400-1740	74.00	.26	1

LIGHT DUTY V-BELTS

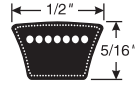
Prices Subject To Change Without Notice





Truflex® V-Belts (continued)

Product No. Series 8400



2 or 4L Section

Gates Part No.	Industry Part No.	Suggested List Price	Product No. (Suffix is Gates Part No.)	Belt O.C. (In.)	Wt. Ea. (Lbs.)	Customer Pack
2150	4L150	\$6.60	8400-2150	15.00	.08	1
2160	4L160	6.60	8400-2160	16.00	.09	1
2170	4L170	6.60	8400-2170	17.00	.10	1
2180	4L180	6.60	8400-2180	18.00	.10	1
2188	4L188	6.60	8400-2188	18.75	.11	1
2190	4L190	6.60	8400-2190	19.00	.11	5
2200	4L200	6.60	8400-2200	20.00	.09	5
2210	4L210	6.60	8400-2210	21.00	.10	5
2215	4L215	6.60	8400-2215	21.50	.10	1
2220	4L220	6.60	8400-2220	22.00	.10	5
2230	4L230	6.60	8400-2230	23.00	.11	5
2235	4L235	6.60	8400-2235	23.50	.11	1
2240	4L240	6.60	8400-2240	24.00	.12	5
2250	4L250	6.60	8400-2250	25.00	.12	5
2255	4L255	6.71	8400-2255	25.50	.13	1
2260	4L260	6.71	8400-2260	26.00	.13	5
2270	4L270	6.84	8400-2270	27.00	.13	5
2275	4L275	6.93	8400-2275	27.50	.13	1
2280	4L280	6.93	8400-2280	28.00	.14	5
2285	4L285	7.03	8400-2285	28.50	.14	1
2290	4L290	7.03	8400-2290	29.00	.14	5
2295	4L295	7.13	8400-2295	29.50	.15	1
2300	4L300	7.13	8400-2300	30.00	.15	5
2310	4L310	7.26	8400-2310	31.00	.15	5
2318	4L318	7.36	8400-2318	31.75	.16	1
2320	4L320	7.36	8400-2320	32.00	.16	5
2328	4L328	7.45	8400-2328	32.75	.16	1
2330	4L330	7.45	8400-2330	33.00	.16	5
2333	4L333	7.62	8400-2333	33.25	.17	1
2338	4L338	7.62	8400-2338	33.75	.17	1
2340	4L340	7.62	8400-2340	34.00	.16	5
2346	4L346	7.72	8400-2346	34.50	.17	1
2350	4L350	7.72	8400-2350	35.00	.17	5
2360	4L360	7.89	8400-2360	36.00	.18	5
2370	4L370	7.98	8400-2370	37.00	.18	5
2380	4L380	8.14	8400-2380	38.00	.19	5
2390	4L390	8.38	8400-2390	39.00	.19	5
2400	4L400	8.50	8400-2400	40.00	.20	5
2405	4L405	8.67	8400-2405	40.50	.20	1
2410	4L410	8.67	8400-2410	41.00	.20	5
2420	4L420	8.80	8400-2420	42.00	.21	5
2430	4L430	8.94	8400-2430	43.00	.21	5
2440	4L440	9.17	8400-2440	44.00	.22	5
2450	4L450	9.33	8400-2450	45.00	.22	5
2460	4L460	9.43	8400-2460	46.00	.23	5
2470	4L470	9.53	8400-2470	47.00	.23	5
2475	4L475	9.59	8400-2475	47.50	.23	1
2480	4L480	9.59	8400-2480	48.00	.24	5
2490	4L490	9.70	8400-2490	49.00	.24	5
2500	4L500	9.79	8400-2500	50.00	.25	5

Gates Part No.	Industry Part No.	Suggested List Price	Product No. (Suffix is Gates Part No.)	Belt O.C. (In.)	Wt. Ea. (Lbs.)	Customer Pack
2510	4L510	\$9.93	8400-2510	51.00	.28	5
2520	4L520	10.02	8400-2520	52.00	.29	5
2530	4L530	10.12	8400-2530	53.00	.29	5
2540	4L540	10.21	8400-2540	54.00	.30	5
2550	4L550	10.35	8400-2550	55.00	.30	5
2560	4L560	10.48	8400-2560	56.00	.31	5
2570	4L570	10.61	8400-2570	57.00	.31	5
2580	4L580	10.71	8400-2580	58.00	.32	5
2590	4L590	10.81	8400-2590	59.00	.32	5
2600	4L600	10.97	8400-2600	60.00	.33	5
2610	4L610	11.07	8400-2610	61.00	.33	5
2620	4L620	11.20	8400-2620	62.00	.34	5
2630	4L630	11.34	8400-2630	63.00	.34	5
2640	4L640	11.47	8400-2640	64.00	.35	5
2650	4L650	11.63	8400-2650	65.00	.35	5
2660	4L660	11.72	8400-2660	66.00	.36	5
2670	4L670	11.83	8400-2670	67.00	.36	5
2680	4L680	11.99	8400-2680	68.00	.37	5
2690	4L690	12.16	8400-2690	69.00	.37	5
2700	4L700	12.25	8400-2700	70.00	.38	5
2710	4L710	12.52	8400-2710	71.00	.39	1
2720	4L720	12.78	8400-2720	72.00	.39	1
2730	4L730	12.88	8400-2730	73.00	.40	1
2740	4L740	12.94	8400-2740	74.00	.41	1
2750	4L750	13.04	8400-2750	75.00	.42	1
2760	4L760	13.17	8400-2760	76.00	.42	1
2770	4L770	13.30	8400-2770	77.00	.43	1
2780	4L780	13.53	8400-2780	78.00	.43	5
2790	4L790	13.74	8400-2790	79.00	.44	5
2800	4L800	13.97	8400-2800	80.00	.44	1
2810	4L810	14.16	8400-2810	81.00	.40	1
2820	4L820	14.39	8400-2820	82.00	.41	1
2830	4L830	14.58	8400-2830	83.00	.41	1
2840	4L840	14.81	8400-2840	84.00	.42	1
2850	4L850	15.01	8400-2850	85.00	.42	1
2860	4L860	15.24	8400-2860	86.00	.43	1
2870	4L870	15.44	8400-2870	87.00	.43	1
2880	4L880	15.67	8400-2880	88.00	.47	1
2890	4L890	15.87	8400-2890	89.00	.44	1
2900	4L900	16.10	8400-2900	90.00	.45	1
2910	4L910	16.29	8400-2910	91.00	.45	1
2920	4L920	16.52	8400-2920	92.00	.46	1
2930	4L930	16.72	8400-2930	93.00	.46	1
2940	4L940	16.88	8400-2940	94.00	.47	1
2950	4L950	17.05	8400-2950	95.00	.48	1
2960	4L960	17.25	8400-2960	96.00	.48	1
2970	4L970	17.41	8400-2970	97.00	.48	1
2980	4L980	17.57	8400-2980	98.00	.49	1
2990	4L990	17.80	8400-2990	99.00	.49	1
2999	4L1000	17.93	8400-2100	100	.50	5

LIGHT DUTY V-BELTS

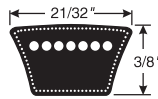
Prices Subject To Change Without Notice





Truflex® V-Belts (continued)

Product No. Series 8400
3 or 5L Section



Gates Part No.	Industry Part No.	Suggested List Price	Product No. (Suffix is Gates Part No.)	Belt O.C. (In.)	Wt. Ea. (Lbs.)	Customer Pack
3230	5L230	\$8.08	8400-3230	23.00	.19	1
3240	5L240	8.08	8400-3240	24.00	.20	1
3250	5L250	8.08	8400-3250	25.00	.21	1
3260	5L260	8.31	8400-3260	26.00	.22	1
3265	5L265	8.50	8400-3265	26.50	.22	1
3270	5L270	8.50	8400-3270	27.00	.23	1
3280	5L280	8.67	8400-3280	28.00	.23	1
3290	5L290	8.90	8400-3290	29.00	.24	5
3300	5L300	9.07	8400-3300	30.00	.25	1
3310	5L310	9.26	8400-3310	31.00	.26	1
3320	5L320	9.49	8400-3320	32.00	.27	5
3330	5L330	9.70	8400-3330	33.00	.28	1
3340	5L340	9.93	8400-3340	34.00	.29	5
3350	5L350	10.05	8400-3350	35.00	.29	5
3355	5L355	10.29	8400-3355	35.50	.30	1
3360	5L360	10.29	8400-3360	36.00	.30	5
3370	5L370	10.44	8400-3370	37.00	.31	5
3380	5L380	10.64	8400-3380	38.00	.32	5
3390	5L390	10.97	8400-3390	39.00	.33	1
3400	5L400	11.40	8400-3400	40.00	.34	5
3410	5L410	11.72	8400-3410	41.00	.35	5
3420	5L420	11.99	8400-3420	42.00	.34	5
3430	5L430	12.25	8400-3430	43.00	.36	5
3440	5L440	12.52	8400-3440	44.00	.37	5
3450	5L450	12.78	8400-3450	45.00	.38	5
3460	5L460	13.04	8400-3460	46.00	.39	5
3470	5L470	13.30	8400-3470	47.00	.40	5
3480	5L480	13.60	8400-3480	48.00	.39	5
3490	5L490	13.86	8400-3490	49.00	.41	5
3500	5L500	14.06	8400-3500	50.00	.42	5
3510	5L510	14.29	8400-3510	51.00	.43	5
3520	5L520	14.48	8400-3520	52.00	.48	5
3530	5L530	14.71	8400-3530	53.00	.49	5
3540	5L540	14.92	8400-3540	54.00	.50	1
3550	5L550	15.08	8400-3550	55.00	.51	1
3560	5L560	15.17	8400-3560	56.00	.52	1
3570	5L570	15.34	8400-3570	57.00	.50	1
3580	5L580	15.44	8400-3580	58.00	.54	1
3590	5L590	15.57	8400-3590	59.00	.54	1
3600	5L600	15.67	8400-3600	60.00	.53	1

Gates Part No.	Industry Part No.	Suggested List Price	Product No. (Suffix is Gates Part No.)	Belt O.C. (In.)	Wt. Ea. (Lbs.)	Customer Pack
3610	5L610	\$15.76	8400-3610	61.00	.56	1
3620	5L620	15.87	8400-3620	62.00	.57	1
3630	5L630	15.97	8400-3630	63.00	.58	1
3640	5L640	16.20	8400-3640	64.00	.57	1
3650	5L650	16.39	8400-3650	65.00	.60	1
3660	5L660	16.62	8400-3660	66.00	.61	1
3670	5L670	16.82	8400-3670	67.00	.62	1
3680	5L680	17.05	8400-3680	68.00	.63	5
3690	5L690	17.25	8400-3690	69.00	.61	5
3700	5L700	17.41	8400-3700	70.00	.63	5
3710	5L710	17.57	8400-3710	71.00	.67	1
3720	5L720	17.80	8400-3720	72.00	.68	1
3730	5L730	18.07	8400-3730	73.00	.68	1
3740	5L740	18.26	8400-3740	74.00	.69	1
3750	5L750	18.49	8400-3750	75.00	.70	1
3760	5L760	18.69	8400-3760	76.00	.71	1
3770	5L770	18.96	8400-3770	77.00	.72	1
3780	5L780	19.19	8400-3780	78.00	.74	1
3790	5L790	19.44	8400-3790	79.00	.75	1
3800	5L800	19.71	8400-3800	80.00	.76	1
3810	5L810	19.97	8400-3810	81.00	.69	1
3820	5L820	20.24	8400-3820	82.00	.69	1
3830	5L830	20.50	8400-3830	83.00	.70	1
3840	5L840	20.76	8400-3840	84.00	.71	1
3850	5L850	21.32	8400-3850	85.00	.69	1
3860	5L860	21.48	8400-3860	86.00	.73	1
3870	5L870	21.68	8400-3870	87.00	.74	1
3880	5L880	21.84	8400-3880	88.00	.71	1
3890	5L890	22.05	8400-3890	89.00	.72	1
3900	5L900	22.27	8400-3900	90.00	.73	1
3910	5L910	22.47	8400-3910	91.00	.77	1
3920	5L920	22.70	8400-3920	92.00	.74	1
3930	5L930	22.89	8400-3930	93.00	.75	1
3940	5L940	23.23	8400-3940	94.00	.76	1
3950	5L950	23.59	8400-3950	95.00	.77	1
3960	5L960	23.98	8400-3960	96.00	.78	1
3970	5L970	24.24	8400-3970	97.00	.82	1
3980	5L980	24.51	8400-3980	98.00	.79	1
3990	5L990	24.77	8400-3990	99.00	.80	1
3999	5L1000	25.02	8400-3100	100	.81	5

LIGHT DUTY V-BELTS

Prices Subject To Change Without Notice



Industrial Belt Products

Suggested List Prices

19993
January, 2003
Supersedes January, 2001

PoweRated® V-Belts



Markets/Applications

- Outdoor Power Equipment
- Appliances
- Industrial applications where FHP belts are typically used.

Features/Advantages

- Aramid Tensile Cord
- Oil and Heat Resistant
- Resistant to Temperature Extremes and High Humidity
- Crack Resistant
- Superior Shock Load Capability

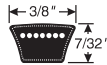
How to Describe and Order

Specify the quantity required followed by the part number.

Industry Designation	Gates Truflex® Section	PoweRated Section
3L	1	67 (3/8" T.W.)
4L	2	68 (1/2" T.W.)
5L	3	69 (21/32" T.W.)

Product No. Series 8423

1 or 3L Section



NOTE: PoweRated belts do not meet RMA requirements for static conductivity.

Part No.	Suggested List Price	Product No.	Belt O.C. (In.)	Wt. Ea. (Lbs.)	Customer Pack
6716	\$10.14	8423-6716	16	.06	1
6717	10.14	8423-6717	17	.07	1
6718	10.14	8423-6718	18	.07	1
6719	10.14	8423-6719	19	.08	1
6720	10.14	8423-6720	20	.08	1
6721	10.14	8423-6721	21	.08	1
6722	10.14	8423-6722	22	.08	1
6723	10.14	8423-6723	23	.09	1
6724	10.14	8423-6724	24	.09	1
6725	10.14	8423-6725	25	.09	1
6726	10.32	8423-6726	26	.10	1
6727	10.49	8423-6727	27	.10	1
6728	10.67	8423-6728	28	.10	1
6729	10.84	8423-6729	29	.11	1
6730	11.02	8423-6730	30	.10	5
6731	11.10	8423-6731	31	.10	5
6732	11.26	8423-6732	32	.10	5
6733	11.44	8423-6733	33	.11	5
6734	11.61	8423-6734	34	.11	5
6735	11.87	8423-6735	35	.11	5
6736	12.04	8423-6736	36	.12	5
6737	12.31	8423-6737	37	.12	5
6738	12.57	8423-6738	38	.12	1
6739	12.81	8423-6739	39	.13	1
6740	13.09	8423-6740	40	.13	1
6741	13.33	8423-6741	41	.14	1

Part No.	Suggested List Price	Product No.	Belt O.C. (In.)	Wt. Ea. (Lbs.)	Customer Pack
6742	\$13.51	8423-6742	42	.14	1
6743	13.68	8423-6743	43	.14	1
6744	13.89	8423-6744	44	.15	1
6745	14.10	8423-6745	45	.15	1
6746	14.38	8423-6746	46	.15	1
6747	14.56	8423-6747	47	.16	1
6748	14.73	8423-6748	48	.16	1
6749	14.91	8423-6749	49	.16	1
6750	15.05	8423-6750	50	.17	1
6751	15.18	8423-6751	51	.17	1
6752	15.39	8423-6752	52	.20	1
6753	15.61	8423-6753	53	.20	1
6754	15.79	8423-6754	54	.21	1
6755	15.98	8423-6755	55	.21	1
6756	16.20	8423-6756	56	.21	1
6757	16.40	8423-6757	57	.22	1
6758	16.59	8423-6758	58	.22	1
6759	16.74	8423-6759	59	.22	1
6760	16.90	8423-6760	60	.23	1
6761	17.04	8423-6761	61	.21	1
6762	17.20	8423-6762	62	.23	1
6763	17.33	8423-6763	63	.22	1
6764	17.45	8423-6764	64	.24	1
6765	17.63	8423-6765	65	.25	1
6766	17.81	8423-6766	66	.25	1
6774	19.04	8423-6774	74	.29	1

LIGHT DUTY V-BELTS

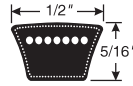
Prices Subject To Change Without Notice



PoweRated® V-Belts (continued)

Product No. Series 8423

2 or 4L Section



NOTE: PoweRated belts do not meet RMA requirements for static conductivity.

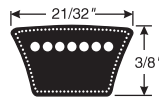
Part No.	Suggested List Price	Product No.	Belt O.C. (In.)	Wt. Ea. (Lbs.)	Customer Pack
6817	\$10.67	8423-6817	17	.11	1
6818	10.67	8423-6818	18	.11	1
6819	10.67	8423-6819	19	.12	1
6820	10.67	8423-6820	20	.10	1
6821	10.67	8423-6821	21	.11	5
6822	10.67	8423-6822	22	.11	5
6823	10.67	8423-6823	23	.12	5
6824	10.67	8423-6824	24	.13	5
6825	10.67	8423-6825	25	.13	5
6826	10.84	8423-6826	26	.14	5
6827	11.02	8423-6827	27	.14	5
6828	11.19	8423-6828	28	.15	5
6829	11.37	8423-6829	29	.15	5
6830	11.51	8423-6830	30	.16	5
6831	11.69	8423-6831	31	.16	5
6832	11.87	8423-6832	32	.17	5
6833	12.04	8423-6833	33	.18	5
6834	12.31	8423-6834	34	.18	5
6835	12.46	8423-6835	35	.19	5
6836	12.74	8423-6836	36	.19	5
6837	12.92	8423-6837	37	.20	5
6838	13.16	8423-6838	38	.20	5
6839	13.51	8423-6839	39	.21	5
6840	13.75	8423-6840	40	.22	5
6841	14.03	8423-6841	41	.22	5
6842	14.21	8423-6842	42	.23	5
6843	14.45	8423-6843	43	.23	5
6844	14.80	8423-6844	44	.24	5
6845	15.05	8423-6845	45	.24	5
6846	15.22	8423-6846	46	.25	5
6847	15.40	8423-6847	47	.26	5
6848	15.50	8423-6848	48	.26	5
6849	15.64	8423-6849	49	.27	5
6850	15.81	8423-6850	50	.27	5
6851	15.99	8423-6851	51	.28	5
6852	16.16	8423-6852	52	.31	5
6853	16.34	8423-6853	53	.32	5
6854	16.51	8423-6854	54	.32	5
6855	16.69	8423-6855	55	.33	5
6856	16.93	8423-6856	56	.34	5
6857	17.11	8423-6857	57	.34	5
6858	17.28	8423-6858	58	.35	5
6859	17.46	8423-6859	59	.35	5
6860	17.70	8423-6860	60	.36	5

Part No.	Suggested List Price	Product No.	Belt O.C. (In.)	Wt. Ea. (Lbs.)	Customer Pack
6861	\$17.88	8423-6861	61	.37	5
6862	18.05	8423-6862	62	.38	5
6863	18.33	8423-6863	63	.38	5
6864	18.51	8423-6864	64	.39	5
6865	18.75	8423-6865	65	.39	5
6866	18.93	8423-6866	66	.40	5
6867	19.10	8423-6867	67	.40	5
6868	19.34	8423-6868	68	.41	5
6869	19.63	8423-6869	69	.42	5
6870	19.77	8423-6870	70	.43	5
6871	20.22	8423-6871	71	.44	5
6872	20.65	8423-6872	72	.45	5
6873	20.82	8423-6873	73	.45	5
6874	20.89	8423-6874	74	.46	5
6875	21.07	8423-6875	75	.46	5
6876	21.24	8423-6876	76	.47	5
6877	21.52	8423-6877	77	.48	5
6878	21.83	8423-6878	78	.49	5
6879	22.18	8423-6879	79	.50	5
6880	22.53	8423-6880	80	.50	5
6881	22.88	8423-6881	81	.45	5
6882	23.23	8423-6882	82	.46	5
6883	23.58	8423-6883	83	.46	5
6884	23.93	8423-6884	84	.47	5
6885	24.25	8423-6885	85	.48	5
6886	24.60	8423-6886	86	.48	5
6887	24.95	8423-6887	87	.49	5
6888	25.30	8423-6888	88	.52	5
6889	25.65	8423-6889	89	.50	5
6890	25.97	8423-6890	90	.50	5
6891	26.31	8423-6891	91	.51	5
6892	26.63	8423-6892	92	.52	5
6893	27.01	8423-6893	93	.52	5
6894	27.26	8423-6894	94	.53	5
6895	27.53	8423-6895	95	.53	5
6896	27.85	8423-6896	96	.54	1
6897	28.14	8423-6897	97	.54	1
6898	28.51	8423-6898	98	.55	1
6899	28.73	8423-6899	99	.56	5
68100	29.02	8423-8100	100	.57	1
68105	29.86	8423-8105	105	.59	1
68107	30.51	8423-8107	107	.61	1
68117	33.77	8423-8117	117	.66	1

LIGHT DUTY V-BELTS

Product No. Series 8423

3 or 5L Section



Part No.	Suggested List Price	Product No.	Belt O.C. (In.)	Wt. Ea. (Lbs.)	Customer Pack
6923	\$12.48	8423-6923	23	.19	1
6924	12.82	8423-6924	24	.20	1
6925	13.09	8423-6925	25	.21	1
6926	13.43	8423-6926	26	.22	1
6927	13.75	8423-6927	27	.23	1
6928	14.06	8423-6928	28	.24	1
6929	14.38	8423-6929	29	.25	5
6930	14.63	8423-6930	30	.26	1
6931	14.98	8423-6931	31	.27	1

Part No.	Suggested List Price	Product No.	Belt O.C. (In.)	Wt. Ea. (Lbs.)	Customer Pack
6932	\$15.33	8423-6932	32	.28	1
6933	15.64	8423-6933	33	.29	1
6934	15.99	8423-6934	34	.29	1
6935	16.27	8423-6935	35	.30	5
6936	16.58	8423-6936	36	.31	1
6937	16.86	8423-6937	37	.32	1
6938	17.21	8423-6938	38	.33	5
6939	17.70	8423-6939	39	.34	1
6940	18.40	8423-6940	40	.35	5

Prices Subject To Change Without Notice





PoweRated® V-Belts (continued)

Product No. Series 8423 (continued)

3 or 5L Section (continued)

NOTE: PoweRated belts do not meet RMA requirements for static conductivity.

Part No.	Suggested List Price	Product No.	Belt O.C. (In.)	Wt. Ea. (Lbs.)	Customer Pack
6941	\$18.93	8423-6941	41	.36	1
6942	19.34	8423-6942	42	.37	1
6943	19.77	8423-6943	43	.38	5
6944	20.22	8423-6944	44	.39	5
6945	20.65	8423-6945	45	.40	1
6946	21.07	8423-6946	46	.41	1
6947	21.52	8423-6947	47	.41	1
6948	21.94	8423-6948	48	.42	1
6949	22.36	8423-6949	49	.43	1
6950	22.71	8423-6950	50	.44	5
6951	23.06	8423-6951	51	.45	1
6952	23.41	8423-6952	52	.50	5
6953	23.76	8423-6953	53	.51	1
6954	24.07	8423-6954	54	.52	1
6955	24.35	8423-6955	55	.53	1
6956	24.53	8423-6956	56	.54	1
6957	24.77	8423-6957	57	.55	1
6958	24.95	8423-6958	58	.56	1
6959	25.12	8423-6959	59	.57	1
6960	25.30	8423-6960	60	.58	1
6961	25.47	8423-6961	61	.59	1
6962	25.65	8423-6962	62	.60	1
6963	25.82	8423-6963	63	.61	1
6964	26.13	8423-6964	64	.63	5
6965	26.48	8423-6965	65	.63	1
6966	26.83	8423-6966	66	.64	1
6967	27.18	8423-6967	67	.65	1
6968	27.53	8423-6968	68	.66	5
6969	27.88	8423-6969	69	.67	5
6970	28.14	8423-6970	70	.69	5

Part No.	Suggested List Price	Product No.	Belt O.C. (In.)	Wt. Ea. (Lbs.)	Customer Pack
6971	\$28.38	8423-6971	71	.70	1
6972	28.73	8423-6972	72	.71	1
6973	29.15	8423-6973	73	.72	1
6974	29.50	8423-6974	74	.73	1
6975	29.85	8423-6975	75	.74	1
6976	30.20	8423-6976	76	.74	1
6977	30.58	8423-6977	77	.75	1
6978	30.97	8423-6978	78	.78	1
6979	31.38	8423-6979	79	.79	1
6980	31.84	8423-6980	80	.80	1
6981	32.26	8423-6981	81	.73	1
6982	32.68	8423-6982	82	.73	5
6983	33.17	8423-6983	83	.74	1
6984	33.55	8423-6984	84	.75	1
6985	33.94	8423-6985	85	.76	1
6986	34.36	8423-6986	86	.77	1
6987	34.74	8423-6987	87	.78	1
6988	35.06	8423-6988	88	.79	1
6989	35.52	8423-6989	89	.80	1
6990	35.96	8423-6990	90	.81	1
6991	36.07	8423-6991	91	.82	1
6992	36.29	8423-6992	92	.83	1
6993	36.60	8423-6993	93	.84	1
6994	37.12	8423-6994	94	.84	1
6995	37.69	8423-6995	95	.85	1
6996	38.31	8423-6996	96	.86	1
6997	38.74	8423-6997	97	.87	1
6998	39.57	8423-6998	98	.88	1
6999	39.99	8423-6999	99	.89	1
69100	40.40	8423-9100	100	.90	1

PoweRated® V-Belt Display and Belt Assortment

LIGHT DUTY V-BELTS



Gates display encourages self-service buying and helps boost PoweRated V-Belt sales.

The belt assortment provides 78% coverage for applications in the 3-17 horsepower range.

Also included with the display is a unique belt measuring device to make it easy for customers to select the correct replacement belt.

Part No.	Description	Suggested List Price (Ea.)	Product No.
900001	PoweRated Display and Belt Assortment	\$1837.92	9994-0488
900002	PoweRated Display (Belts not included)	335.63	7653-0488

NOTE: Pegboard and gondola are not included in the display.

Prices Subject To Change Without Notice





Polyflex® Belts

Markets/Applications

- Machine Tools
- Computer Industry
- Medical Equipment
- Library Equipment
- Small Appliances
- Blower Drives
- Woodworking Machines
- Commercial Appliances

Features/Advantages

- Oil and Heat Resistant
- Lateral Rigidity
- High-Speed Power Transmission
- Low Vibration
- Smooth Running
- Fatigue and Wear-Resistant

How to Describe and Order

Specify the quantity required followed by the part number.



Polyflex Belts are available in 3M, 5M, 7M and 11M sections.
 Matched sets are available on a Made-To-Order basis. Contact Customer Service for details.

Product No. Series 8901

Nominal Top Width 1/8"

3M

Part No.	Suggested List Price	Product No.	Belt Effective Length (In.)
3M180	\$8.86	8901-0180	7.09
3M185	8.86	8901-0185	7.28
3M190	8.86	8901-0190	7.48
3M195	8.86	8901-0195	7.68
3M200	8.86	8901-0200	7.87
3M206	8.86	8901-0206	8.11
3M212	8.86	8901-0212	8.35
3M218	8.86	8901-0218	8.58
3M224	8.86	8901-0224	8.82
3M230	8.86	8901-0230	9.06
3M236	8.86	8901-0236	9.29
3M243	8.86	8901-0243	9.57
3M250	8.86	8901-0250	9.84
3M258	8.86	8901-0258	10.16
3M265	8.86	8901-0265	10.43
3M272	8.86	8901-0272	10.71
3M280	8.86	8901-0280	11.02
3M290	8.86	8901-0290	11.42
3M300	8.86	8901-0300	11.81
3M307	8.86	8901-0307	12.09
3M315	8.86	8901-0315	12.40
3M325	8.86	8901-0325	12.80
3M335	8.86	8901-0335	13.19
3M345	8.86	8901-0345	13.58
3M355	8.86	8901-0355	13.98
3M365	8.86	8901-0365	14.37

Part No.	Suggested List Price	Product No.	Belt Effective Length (In.)
3M375	\$8.86	8901-0375	14.76
3M387	8.86	8901-0387	15.24
3M400	8.86	8901-0400	15.75
3M412	9.08	8901-0412	16.22
3M425	9.08	8901-0425	16.73
3M437	9.33	8901-0437	17.20
3M450	9.33	8901-0450	17.72
3M462	9.47	8901-0462	18.19
3M475	9.47	8901-0475	18.70
3M487	9.60	8901-0487	19.17
3M500	9.60	8901-0500	19.69
3M515	9.64	8901-0515	20.28
3M530	9.89	8901-0530	20.87
3M545	9.89	8901-0545	21.46
3M560	10.03	8901-0560	22.05
3M580	10.42	8901-0580	22.83
3M600	10.46	8901-0600	23.62
3M615	10.46	8901-0615	24.21
3M630	10.76	8901-0630	24.80
3M650	10.81	8901-0650	25.59
3M670	10.93	8901-0670	26.38
3M690	11.46	8901-0690	27.17
3M710	11.49	8901-0710	27.95
3M730	11.54	8901-0730	28.74
3M750	11.93	8901-0750	29.53

LIGHT DUTY V-BELTS

Prices Subject To Change Without Notice





Polyflex® Belts (continued)

Product No. Series 8902

Nominal Top Width 3/16"

5M

Part No.	Suggested List Price	Product No.	Belt Effective Length (In.)
5M280	\$13.31	8902-0280	11.02
5M290	13.31	8902-0290	11.42
5M300	13.31	8902-0300	11.81
5M307	13.31	8902-0307	12.09
5M315	13.31	8902-0315	12.40
5M325	13.31	8902-0325	12.80
5M335	13.31	8902-0335	13.19
5M345	13.31	8902-0345	13.58
5M355	13.31	8902-0355	13.98
5M365	13.31	8902-0365	14.37
5M375	13.31	8902-0375	14.76
5M387	13.31	8902-0387	15.24
5M400	13.31	8902-0400	15.75
5M412	13.31	8902-0412	16.22
5M425	13.31	8902-0425	16.73
5M437	13.31	8902-0437	17.20
5M450	13.31	8902-0450	17.72
5M462	13.31	8902-0462	18.19
5M475	13.31	8902-0475	18.70
5M487	13.31	8902-0487	19.17
5M500	13.31	8902-0500	19.69
5M515	13.44	8902-0515	20.28
5M530	13.62	8902-0530	20.87
5M545	14.01	8902-0545	21.46
5M560	14.09	8902-0560	22.05
5M580	14.62	8902-0580	22.83
5M600	14.70	8902-0600	23.62
5M615	14.79	8902-0615	24.21
5M630	15.18	8902-0630	24.80
5M650	15.21	8902-0650	25.59
5M670	15.57	8902-0670	26.38

Part No.	Suggested List Price	Product No.	Belt Effective Length (In.)
5M690	\$15.60	8902-0690	27.17
5M710	16.08	8902-0710	27.95
5M730	16.56	8902-0730	28.74
5M750	16.86	8902-0750	29.53
5M775	17.08	8902-0775	30.51
5M800	17.25	8902-0800	31.50
5M825	17.54	8902-0825	32.48
5M850	17.73	8902-0850	33.46
5M875	18.12	8902-0875	34.45
5M900	18.93	8902-0900	35.43
5M925	19.28	8902-0925	36.42
5M950	19.41	8902-0950	37.40
5M975	19.89	8902-0975	38.39
5M1000	20.06	8902-1000	39.37
5M1030	20.31	8902-1030	40.55
5M1060	20.87	8902-1060	41.73
5M1090	21.48	8902-1090	42.91
5M1120	22.05	8902-1120	44.09
5M1150	22.44	8902-1150	45.28
5M1180	22.56	8902-1180	46.46
5M1220	23.22	8902-1220	48.03
5M1250	23.64	8902-1250	49.21
5M1280	24.34	8902-1280	50.39
5M1320	24.85	8902-1320	51.97
5M1360	25.33	8902-1360	53.54
5M1400	25.94	8902-1400	55.12
5M1450	26.63	8902-1450	57.09
5M1500	27.45	8902-1500	59.06
5M1600	29.05	8902-1600	62.99
5M1650	29.87	8902-1650	64.96
5M1850	33.54	8902-1850	72.83

LIGHT DUTY V-BELTS

Prices Subject To Change Without Notice





Polyflex® Belts (continued)

Nominal Top Width 9/32"



Product No. Series 8903

7M

Part No.	Suggested List Price	Product No.	Belt Effective Length (In.)
7M410	\$19.28	8903-0410	16.14
7M500	19.28	8903-0500	19.69
7M515	19.28	8903-0515	20.28
7M530	19.28	8903-0530	20.87
7M545	19.28	8903-0545	21.46
7M560	19.28	8903-0560	22.05
7M580	19.28	8903-0580	22.83
7M600	19.28	8903-0600	23.62
7M615	19.28	8903-0615	24.21
7M630	19.28	8903-0630	24.80
7M650	19.41	8903-0650	25.59
7M670	19.58	8903-0670	26.38
7M690	19.89	8903-0690	27.17
7M710	20.01	8903-0710	27.95
7M730	20.28	8903-0730	28.74
7M750	20.31	8903-0750	29.53
7M775	20.75	8903-0775	30.51
7M800	21.31	8903-0800	31.50
7M825	21.40	8903-0825	32.48
7M850	21.48	8903-0850	33.46
7M875	22.05	8903-0875	34.45
7M900	22.44	8903-0900	35.43
7M925	22.47	8903-0925	36.42
7M950	22.78	8903-0950	37.40
7M975	23.22	8903-0975	38.39
7M1000	23.25	8903-1000	39.37
7M1030	23.64	8903-1030	40.55
7M1060	24.34	8903-1060	41.73

Part No.	Suggested List Price	Product No.	Belt Effective Length (In.)
7M1090	\$24.68	8903-1090	42.91
7M1120	24.94	8903-1120	44.09
7M1150	25.33	8903-1150	45.28
7M1180	25.55	8903-1180	46.46
7M1220	26.24	8903-1220	48.03
7M1250	26.63	8903-1250	49.21
7M1280	27.19	8903-1280	50.39
7M1320	27.57	8903-1320	51.97
7M1360	27.79	8903-1360	53.54
7M1400	28.66	8903-1400	55.12
7M1450	29.05	8903-1450	57.09
7M1500	29.95	8903-1500	59.06
7M1550	30.73	8903-1550	61.02
7M1600	31.38	8903-1600	62.99
7M1650	32.07	8903-1650	64.96
7M1700	32.68	8903-1700	66.93
7M1750	33.45	8903-1750	68.90
7M1800	34.62	8903-1800	70.87
7M1850	34.93	8903-1850	72.83
7M1900	35.97	8903-1900	74.80
7M1950	36.95	8903-1950	76.77
7M2000	37.52	8903-2000	78.74
7M2060	38.82	8903-2060	81.10
7M2120	39.98	8903-2120	83.46
7M2180	41.24	8903-2180	85.83
7M2240	42.32	8903-2240	88.19
7M2300	43.27	8903-2300	90.55

Nominal Top Width 7/16"



Product No. Series 8904

11M

Part No.	Suggested List Price	Product No.	Belt Effective Length (In.)
11M710	\$30.73	8904-0710	27.95
11M730	30.87	8904-0730	28.74
11M750	31.65	8904-0750	29.53
11M775	32.33	8904-0775	30.51
11M800	32.72	8904-0800	31.50
11M825	33.03	8904-0825	32.48
11M850	33.84	8904-0850	33.46
11M875	34.57	8904-0875	34.45
11M900	34.79	8904-0900	35.43
11M925	34.93	8904-0925	36.42
11M950	35.88	8904-0950	37.40
11M975	36.39	8904-0975	38.39
11M1000	36.83	8904-1000	39.37
11M1030	37.31	8904-1030	40.55
11M1060	38.13	8904-1060	41.73
11M1090	38.74	8904-1090	42.91
11M1120	39.47	8904-1120	44.09
11M1150	39.72	8904-1150	45.28
11M1180	40.54	8904-1180	46.46
11M1220	41.28	8904-1220	48.03
11M1250	42.02	8904-1250	49.21

Part No.	Suggested List Price	Product No.	Belt Effective Length (In.)
11M1280	\$42.44	8904-1280	50.39
11M1320	43.22	8904-1320	51.97
11M1360	43.96	8904-1360	53.54
11M1400	44.91	8904-1400	55.12
11M1450	45.74	8904-1450	57.09
11M1500	47.07	8904-1500	59.06
11M1550	48.07	8904-1550	61.02
11M1600	49.41	8904-1600	62.99
11M1650	50.57	8904-1650	64.96
11M1700	51.96	8904-1700	66.93
11M1750	53.25	8904-1750	68.90
11M1800	54.38	8904-1800	70.87
11M1850	55.77	8904-1850	72.83
11M1900	56.80	8904-1900	74.80
11M1950	58.27	8904-1950	76.77
11M2000	59.78	8904-2000	78.74
11M2060	61.12	8904-2060	81.10
11M2120	62.89	8904-2120	83.46
11M2180	64.66	8904-2180	85.83
11M2240	66.27	8904-2240	88.19
11M2300	67.99	8904-2300	90.55


LIGHT DUTY V-BELTS

Prices Subject To Change Without Notice





Polyflex® JB® Belts



Markets/Applications

- Machine Tools
- Computer Industry
- Medical Equipment
- Library Equipment
- Small Appliances
- Blower Drives
- Woodworking Machines
- Commercial Appliances

Features/Advantages

- Oil and Heat Resistant
- Lateral Rigidity
- High-Speed Power Transmission
- Low Vibration
- Smooth Running

Features/Advantages (continued)

- Fatigue and Wear-Resistant
- High Stability

How to Describe and Order

Specify the quantity required followed by the part number.

The Polyflex JB Belt is designated by a four-part symbol consisting of: number of belt strands; cross section; effective belt length and the JB or joined band belt construction. For example, the belt 3/5M1000JB represents:

- A belt consisting of 3 individual belt strands joined together
- A 5mm top width for each belt strand
- An effective length of 1000 mm
- A Joined Band (JB) belt construction

Additional sizes may be available. Matched sets are available on a Made-To-Order basis. Contact Customer Service for information.

Product No. Series 8912

Nominal Strand Width 3/16"



5M

Part No.	Suggested List Price	Product No.	Belt Effective Length (In.)
2/5M280JB	\$34.62	8912-2280	11.00
3/5M280JB	51.94	8912-3280	11.00
2/5M290JB	34.62	8912-2290	11.40
3/5M290JB	51.94	8912-3290	11.40
2/5M300JB	34.62	8912-2300	11.80
3/5M300JB	51.94	8912-3300	11.80
2/5M307JB	34.62	8912-2307	12.10
3/5M307JB	51.94	8912-3307	12.10
2/5M315JB	34.62	8912-2315	12.40
3/5M315JB	51.94	8912-3315	12.40
2/5M325JB	34.62	8912-2325	12.80
3/5M325JB	51.94	8912-3325	12.80
2/5M335JB	34.62	8912-2335	13.20
3/5M335JB	51.94	8912-3335	13.20
2/5M345JB	34.62	8912-2345	13.60
3/5M345JB	51.94	8912-3345	13.60
2/5M355JB	34.62	8912-2355	14.00
3/5M355JB	51.94	8912-3355	14.00
2/5M365JB	34.62	8912-2365	14.40
3/5M365JB	51.94	8912-3365	14.40
2/5M375JB	34.62	8912-2375	14.80
3/5M375JB	51.94	8912-3375	14.80
2/5M387JB	34.62	8912-2387	15.20
3/5M387JB	51.94	8912-3387	15.20
2/5M400JB	34.62	8912-2400	15.70
3/5M400JB	51.94	8912-3400	15.70
2/5M412JB	34.62	8912-2412	16.20
3/5M412JB	51.94	8912-3412	16.20
2/5M425JB	34.62	8912-2425	16.70
3/5M425JB	51.94	8912-3425	16.70

Part No.	Suggested List Price	Product No.	Belt Effective Length (In.)
2/5M437JB	\$34.62	8912-2437	17.20
3/5M437JB	51.94	8912-3437	17.20
2/5M450JB	34.62	8912-2450	17.70
3/5M450JB	51.94	8912-3450	17.70
2/5M462JB	34.62	8912-2462	18.20
3/5M462JB	51.94	8912-3462	18.20
2/5M475JB	34.62	8912-2475	18.70
3/5M475JB	51.94	8912-3475	18.70
2/5M487JB	34.62	8912-2487	19.20
3/5M487JB	51.94	8912-3487	19.20
2/5M500JB	34.62	8912-2500	19.70
3/5M500JB	51.94	8912-3500	19.70
2/5M515JB	34.95	8912-2515	20.30
3/5M515JB	52.44	8912-3515	20.30
2/5M530JB	35.40	8912-2530	20.90
3/5M530JB	53.11	8912-3530	20.90
2/5M545JB	36.42	8912-2545	21.50
3/5M545JB	54.63	8912-3545	21.50
2/5M560JB	36.64	8912-2560	22.00
3/5M560JB	54.96	8912-3560	22.00
2/5M580JB	37.99	8912-2580	22.80
3/5M580JB	56.99	8912-3580	22.80
2/5M600JB	38.21	8912-2600	23.60
3/5M600JB	57.32	8912-3600	23.60
2/5M615JB	38.43	8912-2615	24.20
3/5M615JB	57.65	8912-3615	24.20
2/5M630JB	39.44	8912-2630	24.80
3/5M630JB	59.17	8912-3630	24.80
2/5M650JB	39.55	8912-2650	25.60
3/5M650JB	59.33	8912-3650	25.60

LIGHT DUTY V-BELTS

Prices Subject To Change Without Notice





Polyflex® JB® Belts (continued)

Product No. Series 8912 (continued)

5M (continued)

Part No.	Suggested List Price	Product No.	Belt Effective Length (In.)
2/5M670JB	\$40.46	8912-2670	26.40
3/5M670JB	60.68	8912-3670	26.40
2/5M690JB	40.57	8912-2690	27.20
3/5M690JB	60.85	8912-3690	27.20
2/5M710JB	41.80	8912-2710	28.00
3/5M710JB	62.70	8912-3710	28.00
2/5M730JB	43.05	8912-2730	28.70
3/5M730JB	64.59	8912-3730	28.70
2/5M750JB	43.83	8912-2750	29.50
3/5M750JB	65.76	8912-3750	29.50
2/5M775JB	44.40	8912-2775	30.50
3/5M775JB	66.60	8912-3775	30.50
2/5M800JB	44.85	8912-2800	31.50
3/5M800JB	67.27	8912-3800	31.50
2/5M825JB	45.63	8912-2825	32.50
3/5M825JB	68.44	8912-3825	32.50
2/5M850JB	46.08	8912-2850	33.50
3/5M850JB	69.13	8912-3850	33.50
2/5M875JB	47.09	8912-2875	34.40
3/5M875JB	70.64	8912-3875	34.40
2/5M900JB	49.24	8912-2900	35.40
3/5M900JB	73.86	8912-3900	35.40
2/5M925JB	50.12	8912-2925	36.40
3/5M925JB	75.18	8912-3925	36.40
2/5M950JB	50.47	8912-2950	37.40
3/5M950JB	75.71	8912-3950	37.40
2/5M975JB	51.70	8912-2975	38.40
3/5M975JB	77.56	8912-3975	38.40
2/5M1000JB	52.16	8912-2100	39.40

Part No.	Suggested List Price	Product No.	Belt Effective Length (In.)
3/5M1000JB	\$78.24	8912-3100	39.40
2/5M1030JB	52.83	8912-2103	40.60
3/5M1030JB	79.24	8912-3103	40.60
2/5M1060JB	54.29	8912-2106	41.70
3/5M1060JB	81.44	8912-3106	41.70
2/5M1090JB	55.85	8912-2109	42.90
3/5M1090JB	83.78	8912-3109	42.90
2/5M1120JB	57.32	8912-2112	44.10
3/5M1120JB	85.97	8912-3112	44.10
2/5M1150JB	58.33	8912-2115	45.30
3/5M1150JB	87.50	8912-3115	45.30
2/5M1180JB	58.66	8912-2118	46.50
3/5M1180JB	87.99	8912-3118	46.50
2/5M1220JB	60.34	8912-2122	48.00
3/5M1220JB	90.51	8912-3122	48.00
2/5M1250JB	61.46	8912-2125	49.20
3/5M1250JB	92.20	8912-3125	49.20
2/5M1280JB	63.28	8912-2128	50.40
3/5M1280JB	94.93	8912-3128	50.40
2/5M1320JB	64.62	8912-2132	52.00
3/5M1320JB	96.94	8912-3132	52.00
2/5M1360JB	65.86	8912-2136	53.50
3/5M1360JB	98.78	8912-3136	53.50
2/5M1400JB	67.43	8912-2140	55.10
3/5M1400JB	101.15	8912-3140	55.10
2/5M1450JB	69.22	8912-2145	57.10
3/5M1450JB	103.83	8912-3145	57.10
2/5M1500JB	71.37	8912-2150	59.10
3/5M1500JB	107.06	8912-3150	59.10

Product No. Series 8913

Nominal Strand Width 9/32"



7M

Part No.	Suggested List Price	Product No.	Belt Effective Length (In.)
2/7M500JB	\$50.12	8913-2500	19.30
3/7M500JB	75.18	8913-3500	19.30
2/7M515JB	50.12	8913-2515	19.90
3/7M515JB	75.18	8913-3515	19.90
2/7M530JB	50.12	8913-2530	20.50
3/7M530JB	75.18	8913-3530	20.50
2/7M545JB	50.12	8913-2545	21.10
3/7M545JB	75.18	8913-3545	21.10
2/7M560JB	50.12	8913-2560	21.60
3/7M560JB	75.18	8913-3560	21.60
2/7M580JB	50.12	8913-2580	22.40
3/7M580JB	75.18	8913-3580	22.40
2/7M600JB	50.12	8913-2600	23.20
3/7M600JB	75.18	8913-3600	23.20
2/7M615JB	50.12	8913-2615	23.80
3/7M615JB	75.18	8913-3615	23.80
2/7M630JB	50.12	8913-2630	24.40
3/7M630JB	75.18	8913-3630	24.40
2/7M650JB	50.47	8913-2650	25.20
3/7M650JB	75.71	8913-3650	25.20
2/7M670JB	50.92	8913-2670	26.00
3/7M670JB	76.38	8913-3670	26.00
2/7M690JB	51.70	8913-2690	26.80

Part No.	Suggested List Price	Product No.	Belt Effective Length (In.)
3/7M690JB	\$77.56	8913-3690	26.80
2/7M710JB	52.05	8913-2710	27.70
3/7M710JB	78.07	8913-3710	27.70
2/7M730JB	52.72	8913-2730	28.50
3/7M730JB	79.08	8913-3730	28.50
2/7M750JB	52.83	8913-2750	29.30
3/7M750JB	79.24	8913-3750	29.30
2/7M775JB	53.95	8913-2775	30.30
3/7M775JB	80.92	8913-3775	30.30
2/7M800JB	55.41	8913-2800	31.20
3/7M800JB	83.12	8913-3800	31.20
2/7M825JB	55.63	8913-2825	32.20
3/7M825JB	83.45	8913-3825	32.20
2/7M850JB	55.85	8913-2850	33.20
3/7M850JB	83.78	8913-3850	33.20
2/7M875JB	57.32	8913-2875	34.20
3/7M875JB	85.97	8913-3875	34.20
2/7M900JB	58.33	8913-2900	35.20
3/7M900JB	87.50	8913-3900	35.20
2/7M925JB	58.44	8913-2925	36.20
3/7M925JB	87.66	8913-3925	36.20
2/7M950JB	59.22	8913-2950	37.20
3/7M950JB	88.83	8913-3950	37.20

LIGHT DUTY V-BELTS

Prices Subject To Change Without Notice





Polyflex® JB® Belts (continued)

Product No. Series 8913 (continued)

7M (continued)

Part No.	Suggested List Price	Product No.	Belt Effective Length (In.)
2/7M975JB	\$60.34	8913-2975	38.10
3/7M975JB	90.51	8913-3975	38.10
2/7M1000JB	60.48	8913-2100	39.10
3/7M1000JB	90.72	8913-3100	39.10
2/7M1030JB	61.46	8913-2103	40.30
3/7M1030JB	92.20	8913-3103	40.30
2/7M1060JB	63.28	8913-2106	41.50
3/7M1060JB	94.93	8913-3106	41.50
2/7M1090JB	64.17	8913-2109	42.70
3/7M1090JB	96.26	8913-3109	42.70
2/7M1120JB	64.84	8913-2112	43.80
3/7M1120JB	97.27	8913-3112	43.80
2/7M1150JB	65.86	8913-2115	45.00
3/7M1150JB	98.78	8913-3115	45.00
2/7M1180JB	66.42	8913-2118	46.20
3/7M1180JB	99.63	8913-3118	46.20
2/7M1220JB	68.21	8913-2122	47.80
3/7M1220JB	102.32	8913-3122	47.80
2/7M1250JB	69.22	8913-2125	49.00
3/7M1250JB	103.83	8913-3125	49.00
2/7M1280JB	70.70	8913-2128	50.10
3/7M1280JB	106.05	8913-3128	50.10
2/7M1320JB	71.71	8913-2132	51.70
3/7M1320JB	107.57	8913-3132	51.70
2/7M1360JB	72.27	8913-2136	53.30
3/7M1360JB	108.41	8913-3136	53.30
2/7M1400JB	74.52	8913-2140	54.90
3/7M1400JB	111.78	8913-3140	54.90
2/7M1450JB	75.52	8913-2145	56.80
3/7M1450JB	113.28	8913-3145	56.80
2/7M1500JB	77.90	8913-2150	58.80

Part No.	Suggested List Price	Product No.	Belt Effective Length (In.)
3/7M1500JB	\$116.85	8913-3150	58.80
2/7M1550JB	79.90	8913-2155	60.80
3/7M1550JB	119.85	8913-3155	60.80
2/7M1600JB	81.59	8913-2160	62.70
3/7M1600JB	122.39	8913-3160	62.70
2/7M1650JB	83.39	8913-2165	64.70
3/7M1650JB	125.09	8913-3165	64.70
2/7M1700JB	84.96	8913-2170	66.70
3/7M1700JB	127.44	8913-3170	66.70
2/7M1750JB	86.99	8913-2175	68.60
3/7M1750JB	130.48	8913-3175	68.60
2/7M1800JB	90.01	8913-2180	70.60
3/7M1800JB	135.02	8913-3180	70.60
2/7M1850JB	90.82	8913-2185	72.60
3/7M1850JB	136.23	8913-3185	72.60
2/7M1900JB	93.50	8913-2190	74.60
3/7M1900JB	140.25	8913-3190	74.60
2/7M1950JB	96.09	8913-2195	76.50
3/7M1950JB	144.13	8913-3195	76.50
2/7M2000JB	97.56	8913-2200	78.50
3/7M2000JB	146.35	8913-3200	78.50
2/7M2060JB	101.37	8913-2206	80.90
3/7M2060JB	152.06	8913-3206	80.90
2/7M2120JB	103.96	8913-2212	83.20
3/7M2120JB	155.94	8913-3212	83.20
2/7M2180JB	107.23	8913-2218	85.60
3/7M2180JB	160.84	8913-3218	85.60
2/7M2240JB	110.03	8913-2224	87.90
3/7M2240JB	165.05	8913-3224	87.90
2/7M2300JB	112.50	8913-2230	90.30
3/7M2300JB	168.75	8913-3230	90.30

Nominal Strand Width 7/16"



Product No. Series 8914

11M

Part No.	Suggested List Price	Product No.	Belt Effective Length (In.)
2/11M710JB	\$79.90	8914-2710	27.30
3/11M710JB	119.85	8914-3710	27.30
2/11M730JB	80.25	8914-2730	28.00
3/11M730JB	120.38	8914-3730	28.00
2/11M750JB	82.25	8914-2750	28.80
3/11M750JB	123.38	8914-3750	28.80
2/11M775JB	84.07	8914-2775	29.80
3/11M775JB	126.11	8914-3775	29.80
2/11M800JB	85.07	8914-2800	30.80
3/11M800JB	127.61	8914-3800	30.80
2/11M825JB	85.86	8914-2825	31.80
3/11M825JB	128.80	8914-3825	31.80
2/11M850JB	88.01	8914-2850	32.80
3/11M850JB	132.02	8914-3850	32.80
2/11M875JB	89.91	8914-2875	33.70
3/11M875JB	134.87	8914-3875	33.70
2/11M900JB	90.48	8914-2900	34.70
3/11M900JB	135.71	8914-3900	34.70
2/11M925JB	90.82	8914-2925	35.70
3/11M925JB	136.23	8914-3925	35.70
2/11M950JB	93.28	8914-2950	36.70
3/11M950JB	139.92	8914-3950	36.70

Part No.	Suggested List Price	Product No.	Belt Effective Length (In.)
2/11M975JB	\$94.62	8914-2975	37.70
3/11M975JB	141.93	8914-3975	37.70
2/11M1000JB	95.75	8914-2100	38.70
3/11M1000JB	143.62	8914-3100	38.70
2/11M1030JB	97.00	8914-2103	39.90
3/11M1030JB	145.51	8914-3103	39.90
2/11M1060JB	99.11	8914-2106	41.00
3/11M1060JB	148.67	8914-3106	41.00
2/11M1090JB	100.70	8914-2109	42.20
3/11M1090JB	151.05	8914-3109	42.20
2/11M1120JB	102.61	8914-2112	43.40
3/11M1120JB	153.93	8914-3112	43.40
2/11M1150JB	103.29	8914-2115	44.60
3/11M1150JB	154.93	8914-3115	44.60
2/11M1180JB	105.43	8914-2118	45.80
3/11M1180JB	158.15	8914-3118	45.80
2/11M1220JB	107.32	8914-2122	47.30
3/11M1220JB	160.99	8914-3122	47.30
2/11M1250JB	109.23	8914-2125	48.50
3/11M1250JB	163.85	8914-3125	48.50
2/11M1280JB	110.37	8914-2128	49.70
3/11M1280JB	165.57	8914-3128	49.70

Prices Subject To Change Without Notice





Polyflex® JB® Belts (continued)

Product No. Series 8914 (continued)

11M (continued)

Part No.	Suggested List Price	Product No.	Belt Effective Length (In.)
2/11M1320JB	\$112.39	8914-2132	51.30
3/11M1320JB	168.58	8914-3132	51.30
2/11M1360JB	114.29	8914-2136	52.80
3/11M1360JB	171.43	8914-3136	52.80
2/11M1400JB	116.78	8914-2140	54.40
3/11M1400JB	175.17	8914-3140	54.40
2/11M1450JB	118.91	8914-2145	56.40
3/11M1450JB	178.38	8914-3145	56.40
2/11M1500JB	122.39	8914-2150	58.40
3/11M1500JB	183.59	8914-3150	58.40
2/11M1550JB	124.96	8914-2155	60.30
3/11M1550JB	187.45	8914-3155	60.30
2/11M1600JB	128.47	8914-2160	62.30
3/11M1600JB	192.70	8914-3160	62.30
2/11M1650JB	131.49	8914-2165	64.30
3/11M1650JB	197.24	8914-3165	64.30
2/11M1700JB	135.08	8914-2170	66.20
3/11M1700JB	202.62	8914-3170	66.20
2/11M1750JB	138.45	8914-2175	68.20
3/11M1750JB	207.67	8914-3175	68.20

Part No.	Suggested List Price	Product No.	Belt Effective Length (In.)
2/11M1800JB	\$141.39	8914-2180	70.20
3/11M1800JB	212.08	8914-3180	70.20
2/11M1850JB	144.97	8914-2185	72.10
3/11M1850JB	217.47	8914-3185	72.10
2/11M1900JB	147.68	8914-2190	74.10
3/11M1900JB	221.53	8914-3190	74.10
2/11M1950JB	151.50	8914-2195	76.10
3/11M1950JB	227.25	8914-3195	76.10
2/11M2000JB	155.44	8914-2200	78.00
3/11M2000JB	233.17	8914-3200	78.00
2/11M2060JB	158.92	8914-2206	80.40
3/11M2060JB	238.38	8914-3206	80.40
2/11M2120JB	163.52	8914-2212	82.80
3/11M2120JB	245.28	8914-3212	82.80
2/11M2180JB	168.13	8914-2218	85.10
3/11M2180JB	252.20	8914-3218	85.10
2/11M2240JB	172.30	8914-2224	87.50
3/11M2240JB	258.46	8914-3224	87.50
2/11M2300JB	176.79	8914-2230	89.90
3/11M2300JB	265.19	8914-3230	89.90


LIGHT DUTY V-BELTS

Prices Subject To Change Without Notice





Poly Chain® GT[®] 2 Belts



New Designs must utilize the Poly Chain GT2 Sprocket because of the high torque capacity of the Poly Chain GT2 Belt.

WARNING: Never utilize a QD type Poly Chain GT Sprocket when designing a new Poly Chain GT2 system that utilizes the Poly Chain GT2 horsepower rating tables. Poly Chain GT2 can be used on existing drives as replacement for Poly Chain GT.

Markets/Applications

All industrial markets, but particularly suited to replace roller chain. When you want to bring overhung load (created by rubber belt drives) on a reducer into acceptable limits.

Features/Advantages

- Acquisition Costs Reduced
- Transaction Costs Reduced
- Inventory Costs Reduced
- Eliminates Re-tensioning
- Replaces Chain Drives
- Lasts Longer than Chain
- Eliminates Lubrication
- Reduces Maintenance on Drives
- Reduces Labor Costs
- Resistant to Chemicals, Oils, Pollutants and Corrosion
- Exceptionally Durable
- Fully Operational in Temperature Extremes -65° F to +185°F (-54° C to +85° C)
- Light Weight
- Extraordinary Strength and Load Carrying Power
- Absorbs Shock & Surge Loading
- Offers More Design Options
- Greater Shear Strength
- Quiet Running

Features/Advantages (continued)

- Compact Drive
- High Efficiency
- Metric Pitch
- Curvilinear Tooth

How to Describe and Order

Specify the quantity required followed by the part number.

For Example:

Quantity Part Number
2 8MGT-1000-21

Poly Chain GT2 belts and sprockets are made in a selection of sizes, capacities and dimensions.

The three principal dimensions of a belt are:

pitch pitch length width

Belt pitch is the distance in millimeters between two adjacent tooth centers as measured on the pitch line of the belt. Belt pitch length is the total length (circumference) in millimeters as measured along the pitch line. The theoretical pitch line of a Poly Chain GT2 belt lies within the tensile member.

Gates Poly Chain GT2 belts are made in 8mm and 14mm pitches. Using the information from these tables, a code for ordering a specific belt can be determined as shown in the following examples:

Belt Pitch (mm)	Belt Pitch Length (mm)	Belt Width (mm)
8MGT	640	12
14MGT	1190	37

Product No. Series 9275

8mm Pitch — 12mm Wide

Part No.	Suggested List Price	Product No.	No. of Teeth	Pitch Length (In.)	Wt. Ea. (Lbs.)
8MGT-640-12	\$32.60	9275-0080	80	25.20	.08
8MGT-720-12	36.23	9275-0090	90	28.35	.08
8MGT-800-12	39.85	9275-0100	100	31.50	.10
8MGT-896-12	43.47	9275-0112	112	35.28	.12
8MGT-1000-12	47.09	9275-0125	125	39.37	.13
8MGT-1120-12	50.74	9275-0140	140	44.09	.15
8MGT-1200-12	51.97	9275-0150	150	47.24	.16
8MGT-1280-12	55.45	9275-0160	160	50.39	.17
8MGT-1440-12	58.35	9275-0180	180	56.69	.19
8MGT-1600-12	61.78	9275-0200	200	62.99	.21

Part No.	Suggested List Price	Product No.	No. of Teeth	Pitch Length (In.)	Wt. Ea. (Lbs.)
8MGT-1792-12	\$68.64	9275-0224	224	70.55	.23
8MGT-2000-12	75.52	9275-0250	250	78.74	.26
8MGT-2240-12	89.24	9275-0280	280	88.19	.29
8MGT-2400-12	92.66	9275-0300	300	94.49	.31
8MGT-2520-12	95.18	9275-0315	315	99.21	.33
8MGT-2840-12	98.59	9275-0355	355	111.81	.37
8MGT-3200-12	115.69	9275-0400	400	125.98	.42
8MGT-3600-12	125.79	9275-0450	450	141.73	.47
8MGT-4000-12	139.38	9275-0500	500	157.48	.52
8MGT-4480-12	152.97	9275-0560	560	176.38	.58

Prices Subject To Change Without Notice





Poly Chain® GT® 2 Belts (continued)

Product No. Series 9275 (continued)

8mm Pitch — 21mm Wide

Part No.	Suggested List Price	Product No.	No. of Teeth	Pitch Length (In.)	Wt. Ea. (Lbs.)
8MGT-640-21	\$57.96	9275-1080	80	25.20	.15
8MGT-720-21	61.59	9275-1090	90	28.35	.16
8MGT-800-21	72.44	9275-1100	100	31.50	.18
8MGT-896-21	76.07	9275-1112	112	35.28	.20
8MGT-1000-21	83.32	9275-1125	125	39.37	.23
8MGT-1120-21	86.94	9275-1140	140	44.09	.26
8MGT-1200-21	90.09	9275-1150	150	47.24	.27
8MGT-1280-21	93.55	9275-1160	160	50.39	.29
8MGT-1440-21	99.54	9275-1180	180	56.69	.33
8MGT-1600-21	106.40	9275-1200	200	62.99	.36

Part No.	Suggested List Price	Product No.	No. of Teeth	Pitch Length (In.)	Wt. Ea. (Lbs.)
8MGT-1792-21	\$116.69	9275-1224	224	70.55	.41
8MGT-2000-21	130.42	9275-1250	250	78.74	.46
8MGT-2240-21	154.44	9275-1280	280	88.19	.51
8MGT-2400-21	161.33	9275-1300	300	94.49	.55
8MGT-2520-21	163.18	9275-1315	315	99.21	.57
8MGT-2840-21	173.38	9275-1355	355	111.81	.65
8MGT-3200-21	200.56	9275-1400	400	125.98	.73
8MGT-3600-21	220.97	9275-1450	450	141.73	.82
8MGT-4000-21	241.36	9275-1500	500	157.48	.91
8MGT-4480-21	265.15	9275-1560	560	176.38	1.02

8mm Pitch — 36mm Wide

Part No.	Suggested List Price	Product No.	No. of Teeth	Pitch Length (In.)	Wt. Ea. (Lbs.)
8MGT-640-36	\$97.80	9275-2080	80	25.20	.25
8MGT-720-36	105.06	9275-2090	90	28.35	.28
8MGT-800-36	112.30	9275-2100	100	31.50	.31
8MGT-896-36	123.15	9275-2112	112	35.28	.35
8MGT-1000-36	137.65	9275-2125	125	39.37	.39
8MGT-1120-36	144.89	9275-2140	140	44.09	.44
8MGT-1200-36	145.53	9275-2150	150	47.24	.47
8MGT-1280-36	152.46	9275-2160	160	50.39	.50
8MGT-1440-36	164.75	9275-2180	180	56.69	.56
8MGT-1600-36	181.90	9275-2200	200	62.99	.62

Part No.	Suggested List Price	Product No.	No. of Teeth	Pitch Length (In.)	Wt. Ea. (Lbs.)
8MGT-1792-36	\$199.04	9275-2224	224	70.55	.70
8MGT-2000-36	219.66	9275-2250	250	78.74	.78
8MGT-2240-36	253.97	9275-2280	280	88.19	.87
8MGT-2400-36	264.26	9275-2300	300	94.49	.94
8MGT-2520-36	271.93	9275-2315	315	99.21	.98
8MGT-2840-36	288.94	9275-2355	355	111.81	1.11
8MGT-3200-36	326.34	9275-2400	400	125.98	1.25
8MGT-3600-36	360.34	9275-2450	450	141.73	1.41
8MGT-4000-36	394.33	9275-2500	500	157.48	1.56
8MGT-4480-36	431.72	9275-2560	560	176.38	1.75

8mm Pitch — 62mm Wide

Part No.	Suggested List Price	Product No.	No. of Teeth	Pitch Length (In.)	Wt. Ea. (Lbs.)
8MGT-640-62	\$163.01	9275-3080	80	25.20	.43
8MGT-720-62	173.88	9275-3090	90	28.35	.48
8MGT-800-62	191.98	9275-3100	100	31.50	.54
8MGT-896-62	202.85	9275-3112	112	35.28	.60
8MGT-1000-62	231.83	9275-3125	125	39.37	.67
8MGT-1120-62	242.71	9275-3140	140	44.09	.75
8MGT-1200-62	246.00	9275-3150	150	47.24	.81
8MGT-1280-62	259.86	9275-3160	160	50.39	.86
8MGT-1440-62	281.43	9275-3180	180	56.69	.97
8MGT-1600-62	305.46	9275-3200	200	62.99	1.08

Part No.	Suggested List Price	Product No.	No. of Teeth	Pitch Length (In.)	Wt. Ea. (Lbs.)
8MGT-1792-62	\$339.78	9275-3224	224	70.55	1.21
8MGT-2000-62	374.09	9275-3250	250	78.74	1.35
8MGT-2240-62	439.31	9275-3280	280	88.19	1.51
8MGT-2400-62	459.90	9275-3300	300	94.49	1.61
8MGT-2520-62	472.51	9275-3315	315	99.21	1.70
8MGT-2840-62	499.71	9275-3355	355	111.81	1.91
8MGT-3200-62	571.07	9275-3400	400	125.98	2.15
8MGT-3600-62	635.70	9275-3450	450	141.73	2.42
8MGT-4000-62	690.08	9275-3500	500	157.48	2.69
8MGT-4480-62	758.05	9275-3560	560	176.38	3.01

14mm Pitch — 20mm Wide

Part No.	Suggested List Price	Product No.	No. of Teeth	Pitch Length (In.)	Wt. Ea. (Lbs.)
14MGT-994-20	\$165.34	9275-4071	71	39.13	.33
14MGT-1120-20	181.88	9275-4080	80	44.09	.68
14MGT-1190-20	191.77	9275-4085	85	46.85	.40
14MGT-1260-20	198.41	9275-4090	90	49.61	.42
14MGT-1400-20	205.03	9275-4100	100	55.12	.47
14MGT-1568-20	214.94	9275-4112	112	61.73	.53
14MGT-1750-20	228.13	9275-4125	125	68.90	.59
14MGT-1890-20	237.60	9275-4130	135	74.41	.64
14MGT-1960-20	241.37	9275-4140	140	77.17	.66
14MGT-2100-20	261.22	9275-4150	150	82.68	.71

Part No.	Suggested List Price	Product No.	No. of Teeth	Pitch Length (In.)	Wt. Ea. (Lbs.)
14MGT-2240-20	\$277.75	9275-4160	160	88.19	.75
14MGT-2380-20	290.98	9275-4170	170	93.70	.80
14MGT-2520-20	304.21	9275-4180	180	99.21	.85
14MGT-2660-20	324.04	9275-4190	190	104.72	.89
14MGT-2800-20	340.58	9275-4200	200	110.24	.94
14MGT-3136-20	357.08	9275-4224	224	123.46	1.05
14MGT-3304-20	386.88	9275-4236	236	130.08	1.11
14MGT-3500-20	406.71	9275-4250	250	137.80	1.18
14MGT-3920-20	423.25	9275-4280	280	154.33	1.32
14MGT-4410-20	472.87	9275-4315	315	173.62	1.48

Prices Subject To Change Without Notice



POLY CHAIN GT2 BELTS



Poly Chain® GT² Belts (continued)

Product No. Series 9275 (continued)

14mm Pitch — 37mm Wide

Part No.	Suggested List Price	Product No.	No. of Teeth	Pitch Length (In.)	Wt. Ea. (Lbs.)
14MGT-994-37	\$304.21	9275-5071	71	39.13	.62
14MGT-1120-37	337.27	9275-5080	80	44.09	.69
14MGT-1190-37	350.51	9275-5085	85	46.85	.74
14MGT-1260-37	367.04	9275-5090	90	49.61	.78
14MGT-1400-37	380.27	9275-5100	100	55.12	.87
14MGT-1568-37	396.80	9275-5112	112	61.73	.97
14MGT-1750-37	423.25	9275-5125	125	68.90	1.08
14MGT-1890-37	437.96	9275-5130	135	74.41	1.16
14MGT-1960-37	443.09	9275-5140	140	77.17	1.21
14MGT-2100-37	482.75	9275-5150	150	82.68	1.30

Part No.	Suggested List Price	Product No.	No. of Teeth	Pitch Length (In.)	Wt. Ea. (Lbs.)
14MGT-2240-37	\$515.85	9275-5160	160	88.19	1.39
14MGT-2380-37	535.69	9275-5170	170	93.70	1.47
14MGT-2520-37	562.14	9275-5180	180	99.21	1.56
14MGT-2660-37	600.88	9275-5190	190	104.72	1.65
14MGT-2800-37	631.56	9275-5200	200	110.24	1.73
14MGT-3136-37	661.35	9275-5224	224	123.46	1.94
14MGT-3304-37	714.25	9275-5236	236	130.08	2.05
14MGT-3500-37	747.31	9275-5250	250	137.80	2.17
14MGT-3920-37	783.68	9275-5280	280	154.33	2.43
14MGT-4410-37	872.97	9275-5315	315	173.62	2.73

14mm Pitch — 68mm Wide

Part No.	Suggested List Price	Product No.	No. of Teeth	Pitch Length (In.)	Wt. Ea. (Lbs.)
14MGT-994-68	\$535.69	9275-6071	71	39.13	1.13
14MGT-1120-68	591.87	9275-6080	80	44.09	1.27
14MGT-1190-68	621.67	9275-6085	85	46.85	1.35
14MGT-1260-68	648.09	9275-6090	90	49.61	1.43
14MGT-1400-68	677.88	9275-6100	100	55.12	1.59
14MGT-1568-68	703.50	9275-6112	112	61.73	1.78
14MGT-1750-68	753.93	9275-6125	125	68.90	1.99
14MGT-1890-68	775.32	9275-6130	135	74.41	2.15
14MGT-1960-68	790.30	9275-6140	140	77.17	2.23
14MGT-2100-68	866.33	9275-6150	150	82.68	2.39

Part No.	Suggested List Price	Product No.	No. of Teeth	Pitch Length (In.)	Wt. Ea. (Lbs.)
14MGT-2240-68	\$922.53	9275-6160	160	88.19	2.55
14MGT-2380-68	958.91	9275-6170	170	93.70	2.71
14MGT-2520-68	1008.54	9275-6180	180	99.21	2.87
14MGT-2660-68	1077.99	9275-6190	190	104.72	3.03
14MGT-2800-68	1134.20	9275-6200	200	110.24	3.19
14MGT-3136-68	1187.11	9275-6224	224	123.46	3.57
14MGT-3304-68	1286.28	9275-6236	236	130.08	3.76
14MGT-3500-68	1359.02	9275-6250	250	137.80	3.98
14MGT-3920-68	1428.47	9275-6280	280	154.33	4.46
14MGT-4410-68	1573.97	9275-6315	315	173.62	5.02

14mm Pitch — 90mm Wide

Part No.	Suggested List Price	Product No.	No. of Teeth	Pitch Length (In.)	Wt. Ea. (Lbs.)
14MGT-994-90	\$681.19	9275-7071	71	39.13	1.50
14MGT-1120-90	756.97	9275-7080	80	44.09	1.68
14MGT-1190-90	793.95	9275-7085	85	46.85	1.79
14MGT-1260-90	829.32	9275-7090	90	49.61	1.89
14MGT-1400-90	866.76	9275-7100	100	55.12	2.10
14MGT-1568-90	903.41	9275-7112	112	61.73	2.36
14MGT-1750-90	965.66	9275-7125	125	68.90	2.63
14MGT-1890-90	1005.06	9275-7130	135	74.41	2.85
14MGT-1960-90	1016.17	9275-7140	140	77.17	2.95
14MGT-2100-90	1113.93	9275-7150	150	82.68	3.16

Part No.	Suggested List Price	Product No.	No. of Teeth	Pitch Length (In.)	Wt. Ea. (Lbs.)
14MGT-2240-90	\$1186.58	9275-7160	160	88.19	3.37
14MGT-2380-90	1235.86	9275-7170	170	93.70	3.59
14MGT-2520-90	1299.52	9275-7180	180	99.21	3.80
14MGT-2660-90	1391.95	9275-7190	190	104.72	4.01
14MGT-2800-90	1464.74	9275-7200	200	110.24	4.22
14MGT-3136-90	1535.53	9275-7224	224	123.46	4.72
14MGT-3304-90	1665.32	9275-7236	236	130.08	4.98
14MGT-3500-90	1757.20	9275-7250	250	137.80	5.27
14MGT-3920-90	1847.08	9275-7280	280	154.33	5.90
14MGT-4410-90	2043.61	9275-7315	315	173.62	6.64

14mm Pitch — 125mm Wide

Part No.	Suggested List Price	Product No.	No. of Teeth	Pitch Length (In.)	Wt. Ea. (Lbs.)
14MGT-994-125	\$912.65	9275-7320	71	39.13	2.08
14MGT-1120-125	1018.43	9275-7325	80	44.09	2.34
14MGT-1190-125	1068.04	9275-7330	85	46.85	2.49
14MGT-1260-125	1117.67	9275-7335	90	49.61	2.64
14MGT-1400-125	1167.28	9275-7340	100	55.12	2.93
14MGT-1568-125	1220.15	9275-7345	112	61.73	3.28
14MGT-1750-125	1302.82	9275-7350	125	68.90	3.66
14MGT-1890-125	1348.15	9275-7353	135	74.41	3.95
14MGT-1960-125	1375.56	9275-7355	140	77.17	4.10
14MGT-2100-125	1507.83	9275-7360	150	82.68	4.39

Part No.	Suggested List Price	Product No.	No. of Teeth	Pitch Length (In.)	Wt. Ea. (Lbs.)
14MGT-2240-125	\$1610.34	9275-7365	160	88.19	4.69
14MGT-2380-125	1676.48	9275-7370	170	93.70	4.98
14MGT-2520-125	1762.46	9275-7375	180	99.21	5.27
14MGT-2660-125	1891.41	9275-7380	190	104.72	5.57
14MGT-2800-125	1990.58	9275-7385	200	110.24	5.86
14MGT-3136-125	2089.81	9275-7390	224	123.46	6.56
14MGT-3304-125	2268.36	9275-7395	236	130.08	6.91
14MGT-3500-125	2390.68	9275-7400	250	137.80	7.32
14MGT-3920-125	2513.07	9275-7405	280	154.33	8.20
14MGT-4410-125	2790.80	9275-7410	315	173.62	9.23

Prices Subject To Change Without Notice



POLY CHAIN GT² BELTS



5MM Poly Chain® GT® Belts

Markets/Applications

All industrial markets. Especially targeted toward machine tool, roller chain, compact drive requirements, small conveyors and where space is a problem.

Features/Advantages

- Replaces Chain Drives
- Lasts Longer than Chain
- Eliminates Lubrication
- Reduces Maintenance on Drives
- Reduces Labor Costs
- Resistant to Chemicals, Oils, Pollutants and Corrosion
- Exceptionally Durable
- Fully Operational in Temperature Extremes -65° F to +185°F (-54° C to +85° C)
- Light Weight
- Extraordinary Strength and Load Carrying Power
- Absorbs Shock & Surge Loading
- Offers More Design Options
- Greater Shear Strength
- Quiet Running
- Compact Drive
- High Efficiency
- Metric Pitch
- Curvilinear Tooth

How to Describe and Order

Specify the quantity required followed by the part number.

For Example:

Min. Order Quantity
95

Part Number
5MGT-375-09



5MM Poly Chain GT belts must be used with 5MGT sprockets. Consult your local Gates Field Representative for drive design assistance. Current sizes are limited, check with Customer Service for your particular requirement.

5mm PolyChain GT belts require minimum order quantities and manufacturing lead times. Check with Customer Service for lead times.

The three principal dimensions of a belt are:

pitch pitch length width

Belt pitch is the distance in millimeters between two adjacent tooth centers as measured on the pitch line of the belt. Belt pitch length is the total length (circumference) in millimeters as measured along the pitch line. The theoretical pitch line of a Poly Chain GT belt lies within the tensile member.

Using the information from these tables, a code for ordering a specific belt can be determined as shown in the following examples:

Belt Pitch (mm)	Belt Pitch Length (mm)	Belt Width (mm)
5MGT	425	09

Product No. Series 9270

5mm Pitch — 9mm Wide

Part No.	Sugg. List Price	Product No.	No. of Teeth	Pitch Length (In.)	Wt. Ea. (Lbs.)	Min. Order Qty.
5MGT-375-09	\$26.77	9270-5200	75	14.76	.04	95
5MGT-425-09	27.22	9270-5400	85	16.73	.04	95

Part No.	Sugg. List Price	Product No.	No. of Teeth	Pitch Length (In.)	Wt. Ea. (Lbs.)	Min. Order Qty.
5MGT-600-09	\$28.95	9270-5500	120	23.62	.06	95
5MGT-815-09	31.69	9270-5600	163	32.09	.08	95

5mm Pitch — 15mm Wide

Part No.	Sugg. List Price	Product No.	No. of Teeth	Pitch Length (In.)	Wt. Ea. (Lbs.)	Min. Order Qty.
5MGT-375-15	\$35.75	9270-5250	75	14.76	.06	57
5MGT-425-15	36.45	9270-5425	85	16.73	.07	57

Part No.	Sugg. List Price	Product No.	No. of Teeth	Pitch Length (In.)	Wt. Ea. (Lbs.)	Min. Order Qty.
5MGT-600-15	\$39.22	9270-5525	120	23.62	.10	57
5MGT-815-15	42.56	9270-5625	163	32.09	.13	57

5mm Pitch — 25mm Wide

Part No.	Sugg. List Price	Product No.	No. of Teeth	Pitch Length (In.)	Wt. Ea. (Lbs.)	Min. Order Qty.
5MGT-375-25	\$59.87	9270-5300	75	14.76	.10	34
5MGT-425-25	61.25	9270-5450	85	16.73	.12	34

Part No.	Sugg. List Price	Product No.	No. of Teeth	Pitch Length (In.)	Wt. Ea. (Lbs.)	Min. Order Qty.
5MGT-600-25	\$65.75	9270-5550	120	23.62	.16	34
5MGT-815-25	71.40	9270-5650	163	32.09	.22	34

POLY CHAIN BELTS

Prices Subject To Change Without Notice





Short Length — Poly Chain® GT® Belts



Markets/Applications

All industrial markets requiring short center distance but high-density power. Particularly suited for replacing roller chain and Roll-to-Roll conveyors.

Features/Advantages

- Replaces Chain Drives
- Lasts Longer than Chain
- Eliminates Lubrication
- Reduces Maintenance on Drives
- Reduces Labor Costs
- Resistant to Chemicals, Oils, Pollutants and Corrosion
- Exceptionally Durable
- Fully Operational in Temperature Extremes -65° F to +185° F (-54° C to +85° C)
- Light Weight
- Extraordinary Strength and Load Carrying Power
- Absorbs Shock & Surge Loading
- Offers More Design Options
- Greater Shear Strength
- Quiet Running
- Compact Drive
- High Efficiency
- Metric Pitch
- Curvilinear Tooth

How to Describe and Order

Specify the quantity required followed by the part number.

For Example:

Quantity
2

Part Number
8M-608-12

Poly Chain GT belts and sprockets are made in a selection of sizes, capacities and dimensions.

The three principal dimensions of a belt are:

pitch pitch length width

Belt pitch is the distance in millimeters between two adjacent tooth centers as measured on the pitch line of the belt. Belt pitch length is the total length (circumference) in millimeters as measured along the pitch line. The theoretical pitch line of a Poly Chain GT belt lies within the tensile member.

Any Poly Chain GT belt must be run with sprockets of the same pitch and profile.

Gates Short Length Poly Chain GT belts are made in 8mm pitch. Using the information from these tables, a code for ordering a specific belt can be determined as shown in the following examples:

Belt Pitch (mm)	Belt Pitch Length (mm)	Belt Width (mm)
8M	608	12

Product No. Series 9270

8mm Pitch — 12mm Wide

Part No.	Suggested List Price	Product No.	No. of Teeth	Pitch Length (In.)	Wt. Ea. (Lbs.)
8M-248-12	\$11.90	9270-0063	31	9.76	.03
8M-288-12	13.68	9270-0001	36	11.34	.04
8M-352-12	16.56	9270-0002	44	13.86	.04
8M-416-12	19.37	9270-0004	52	16.38	.05

Part No.	Suggested List Price	Product No.	No. of Teeth	Pitch Length (In.)	Wt. Ea. (Lbs.)
8M-456-12	\$21.02	9270-0060	57	17.95	.05
8M-480-12	21.90	9270-0015	60	18.90	.06
8M-544-12	24.58	9270-0006	68	21.42	.06
8M-608-12	27.19	9270-0050	76	23.94	.07

8mm Pitch — 21mm Wide

Part No.	Suggested List Price	Product No.	No. of Teeth	Pitch Length (In.)	Wt. Ea. (Lbs.)
8M-248-21	\$21.17	9270-0064	31	9.76	.05
8M-288-21	24.34	9270-0056	36	11.34	.07
8M-352-21	29.45	9270-0065	44	13.86	.07
8M-416-21	34.44	9270-0025	52	16.38	.08

Part No.	Suggested List Price	Product No.	No. of Teeth	Pitch Length (In.)	Wt. Ea. (Lbs.)
8M-456-21	\$37.38	9270-0069	57	17.95	.09
8M-480-21	38.94	9270-0023	60	18.90	.10
8M-544-21	43.71	9270-0070	68	21.42	.11
8M-608-21	48.35	9270-0071	76	23.94	.12

8mm Pitch — 36mm Wide

Part No.	Suggested List Price	Product No.	No. of Teeth	Pitch Length (In.)	Wt. Ea. (Lbs.)
8M-248-36	\$35.71	9270-0072	31	9.76	.08
8M-288-36	41.05	9270-0074	36	11.34	.11
8M-352-36	49.68	9270-0073	44	13.86	.12
8M-416-36	58.11	9270-0075	52	16.38	.14

Part No.	Suggested List Price	Product No.	No. of Teeth	Pitch Length (In.)	Wt. Ea. (Lbs.)
8M-456-36	\$63.07	9270-0076	57	17.95	.15
8M-480-36	65.71	9270-0066	60	18.90	.16
8M-544-36	73.75	9270-0077	68	21.42	.18
8M-608-36	81.58	9270-0079	76	23.94	.20

Prices Subject To Change Without Notice



POLY CHAIN BELTS



Poly Chain® HTD® Belts

PolyChain HTD Belts are Standard/Non-Stock and may require manufacturing lead times. Check with Customer Service for Availability.

Product No. Series 9258

14mm Pitch — 20mm Wide

Part No.	Suggested List Price	Product No.	No. of Teeth	Pitch Length (In.)	Wt. Ea. (Lbs.)
PC966-14M-20	\$157.49	9258-0080	69	38.03	.42
PC1190-14M-20	173.25	9258-0087	85	46.85	.52
PC1400-14M-20	189.00	9258-0094	100	55.12	.60
PC1610-14M-20	201.59	9258-0101	115	63.38	.70
PC1778-14M-20	217.31	9258-0108	127	70.00	.76
PC1890-14M-20	226.80	9258-0115	135	74.40	.82
PC2100-14M-20	248.82	9258-0122	150	82.67	.92
PC2310-14M-20	264.58	9258-0129	165	90.94	1.00

14mm Pitch — 30mm Wide

Part No.	Suggested List Price	Product No.	No. of Teeth	Pitch Length (In.)	Wt. Ea. (Lbs.)
PC966-14M-30	\$236.23	9258-0081	69	38.03	.63
PC1190-14M-30	258.28	9258-0088	85	46.85	.78
PC1400-14M-30	280.33	9258-0095	100	55.12	.91
PC1610-14M-30	305.52	9258-0102	115	63.38	1.05
PC1778-14M-30	324.42	9258-0109	127	70.00	1.15
PC1890-14M-30	340.14	9258-0116	135	74.40	1.23
PC2100-14M-30	371.68	9258-0123	150	82.67	1.37
PC2310-14M-30	396.87	9258-0130	165	90.94	1.50

14mm Pitch — 40mm Wide

Part No.	Suggested List Price	Product No.	No. of Teeth	Pitch Length (In.)	Wt. Ea. (Lbs.)
PC966-14M-40	\$314.98	9258-0082	69	38.03	.84
PC1190-14M-40	343.32	9258-0089	85	46.85	1.03
PC1400-14M-40	374.79	9258-0096	100	55.12	1.21
PC1610-14M-40	406.32	9258-0103	115	63.38	1.40
PC1778-14M-40	431.53	9258-0110	127	70.00	1.54
PC1890-14M-40	453.57	9258-0117	135	74.40	1.64
PC2100-14M-40	494.49	9258-0124	150	82.67	1.82
PC2310-14M-40	529.14	9258-0131	165	90.94	2.00

14mm Pitch — 55mm Wide

Part No.	Suggested List Price	Product No.	No. of Teeth	Pitch Length (In.)	Wt. Ea. (Lbs.)
PC966-14M-55	\$412.63	9258-0083	69	38.03	1.15
PC1190-14M-55	453.57	9258-0090	85	46.85	1.42
PC1400-14M-55	497.64	9258-0097	100	55.12	1.67
PC1610-14M-55	541.77	9258-0104	115	63.38	1.92
PC1778-14M-55	576.42	9258-0111	127	70.00	2.13
PC1890-14M-55	607.92	9258-0118	135	74.40	2.26
PC2100-14M-55	661.46	9258-0125	150	82.67	2.51
PC2310-14M-55	705.54	9258-0132	165	90.94	2.76

14mm Pitch — 85mm Wide

Part No.	Suggested List Price	Product No.	No. of Teeth	Pitch Length (In.)	Wt. Ea. (Lbs.)
PC966-14M-85	\$598.44	9258-0084	69	38.03	1.78
PC1190-14M-85	664.61	9258-0091	85	46.85	2.20
PC1400-14M-85	730.75	9258-0098	100	55.12	2.58
PC1610-14M-85	796.90	9258-0105	115	63.38	2.97
PC1778-14M-85	847.27	9258-0112	127	70.00	3.28
PC1890-14M-85	894.51	9258-0119	135	74.40	3.49
PC2100-14M-85	979.57	9258-0126	150	82.67	3.88
PC2310-14M-85	1045.74	9258-0133	165	90.94	4.26

14mm Pitch — 115mm Wide

Part No.	Suggested List Price	Product No.	No. of Teeth	Pitch Length (In.)	Wt. Ea. (Lbs.)
PC966-14M-115	\$796.90	9258-0085	69	38.03	2.41
PC1190-14M-115	885.09	9258-0092	85	46.85	2.98
PC1400-14M-115	973.29	9258-0099	100	55.12	3.30
PC1610-14M-115	1064.63	9258-0106	115	63.38	4.02
PC1778-14M-115	1137.06	9258-0113	127	70.00	4.45
PC1890-14M-115	1196.91	9258-0120	135	74.40	4.73
PC2100-14M-115	1313.44	9258-0127	150	82.67	5.25
PC2310-14M-115	1401.64	9258-0134	165	90.94	5.77

14mm Pitch — 170mm Wide

Part No.	Suggested List Price	Product No.	No. of Teeth	Pitch Length (In.)	Wt. Ea. (Lbs.)
PC966-14M-170	\$1152.80	9258-0086	69	38.03	3.56
PC1190-14M-170	1281.94	9258-0093	85	46.85	4.39
PC1400-14M-170	1411.11	9258-0100	100	55.12	5.16
PC1610-14M-170	1543.38	9258-0107	115	63.38	5.95
PC1778-14M-170	1650.47	9258-0114	127	70.00	6.56
PC1890-14M-170	1792.20	9258-0121	135	74.40	6.97
PC2100-14M-170	1908.75	9258-0128	150	82.67	7.75
PC2310-14M-170	2037.90	9258-0135	165	90.94	8.53

Prices Subject To Change Without Notice





POWERGRIP GT2 BELTS

PowerGrip® GT² Belts



Markets/Applications

- Data Storage
- Machine Tool
- Hand Power Tools
- Postage Handling
- DC Stepper/Servo
- Food Processors
- Printers
- Centrifuges
- Money Handling
- Medical Diagnostic
- Sewing Machines
- ATM
- Ticket Dispensers
- Plotters
- Copiers
- Fax Machines
- Robotics
- Linear
- Vending
- Vacuum Cleaners

Features/Advantages

- Compact
- Light Weight

Features/Advantages (continued)

- Durability
- Less Width Required vs. HTD
- Tooth Jump Resistance: Greater than MXL-HTD
- Noise: Far less than HTD
- Positioning : Half (or more) the positioning error of MXL and HTD
- No Lubrication
- Improved Registration
- Corrosion Resistance
- Clean Operation
- Minimal Elongation

How to Describe and Order

Specify the order quantity, followed by the part number.

For Example:

Quantity Part Number
2 2MR-100-04

Additional sizes may be available on a Made to Order basis. Check with Customer Service for availability.

Belt Pitch (mm)	Belt Pitch Length (mm)	Belt Width (mm)
2MR	100	04
3MR	165	06

Product No. Series 9390

2mm Pitch — 4mm Wide

Part No.	Sugg. List Price	Product No.	No. of Teeth	Pitch Length (In.)	Wt. Ea. (Lbs.)
2MR-100-04	\$3.19	9390-0050	50	3.94	.01
2MR-112-04	3.19	9390-0056	56	4.41	.01
2MR-126-04	3.19	9390-0063	63	4.96	.01
2MR-134-04	3.29	9390-0067	67	5.28	.01
2MR-136-04	3.29	9390-0068	68	5.35	.01
2MR-140-04	3.29	9390-0070	70	5.51	.01
2MR-152-04	3.29	9390-0076	76	5.98	.01
2MR-158-04	3.43	9390-0079	79	6.22	.01
2MR-160-04	3.43	9390-0080	80	6.30	.01
2MR-164-04	3.43	9390-0082	82	6.46	.01
2MR-166-04	3.43	9390-0083	83	6.54	.01
2MR-168-04	3.43	9390-0084	84	6.61	.01
2MR-172-04	3.43	9390-0086	86	6.77	.01
2MR-180-04	3.54	9390-0090	90	7.09	.01
2MR-192-04	3.54	9390-0096	96	7.56	.01
2MR-200-04	3.54	9390-0100	100	7.87	.01
2MR-202-04	3.54	9390-0101	101	7.95	.01
2MR-210-04	3.64	9390-0105	105	8.27	.01
2MR-212-04	3.64	9390-0106	106	8.35	.01
2MR-216-04	3.64	9390-0108	108	8.50	.01
2MR-220-04	3.64	9390-0110	110	8.66	.01
2MR-232-04	3.77	9390-0166	116	9.13	.01
2MR-236-04	3.77	9390-0118	118	9.29	.01
2MR-240-04	3.77	9390-0120	120	9.45	.01
2MR-250-04	3.77	9390-0125	125	9.84	.01
2MR-252-04	3.77	9390-0126	126	9.92	.01
2MR-258-04	3.90	9390-0129	129	10.16	.01

Part No.	Sugg. List Price	Product No.	No. of Teeth	Pitch Length (In.)	Wt. Ea. (Lbs.)
2MR-278-04	\$3.90	9390-0139	139	10.94	.01
2MR-280-04	3.90	9390-0140	140	11.02	.01
2MR-300-04	4.01	9390-0150	150	11.81	.01
2MR-320-04	4.14	9390-0160	160	12.60	.01
2MR-322-04	4.14	9390-0161	161	12.68	.01
2MR-346-04	4.26	9390-0173	173	13.62	.01
2MR-350-04	4.26	9390-0175	175	13.78	.01
2MR-364-04	4.36	9390-0182	182	14.33	.01
2MR-370-04	4.36	9390-0185	185	14.57	.01
2MR-380-04	4.36	9390-0190	190	14.96	.01
2MR-386-04	4.49	9390-0193	193	15.20	.01
2MR-400-04	4.49	9390-0200	200	15.75	.01
2MR-406-04	4.49	9390-0203	203	15.98	.01
2MR-420-04	4.61	9390-0210	210	16.54	.01
2MR-456-04	4.73	9390-0228	228	17.95	.01
2MR-470-04	4.86	9390-0235	235	18.50	.01
2MR-474-04	4.86	9390-0237	237	18.66	.01
2MR-488-04	4.97	9390-0244	244	19.21	.01
2MR-504-04	4.97	9390-0252	252	19.84	.01
2MR-528-04	5.07	9390-0264	264	20.79	.01
2MR-552-04	5.21	9390-0276	276	21.73	.01
2MR-576-04	5.31	9390-0288	288	22.68	.01
2MR-600-04	5.45	9390-0300	300	23.62	.01
2MR-640-04	5.69	9390-0320	320	25.20	.01
2MR-696-04	5.92	9390-0348	348	27.40	.01
2MR-744-04	6.16	9390-0372	372	29.29	.01
2MR-1164-04	8.08	9390-0582	582	45.83	.02

Prices Subject To Change Without Notice





PowerGrip® GT² Belts (continued)

POWERGRIP GT² BELTS

Product No. Series 9390 (continued)

2mm Pitch — 6mm Wide

Part No.	Sugg. List Price	Product No.	No. of Teeth	Pitch Length (In.)	Wt. Ea. (Lbs.)
2MR-100-06	\$4.57	9390-1050	50	3.94	.01
2MR-112-06	4.57	9390-1056	56	4.41	.01
2MR-126-06	4.57	9390-1063	63	4.96	.01
2MR-134-06	4.73	9390-1067	67	5.28	.01
2MR-136-06	4.73	9390-1068	68	5.35	.01
2MR-140-06	4.73	9390-1070	70	5.51	.01
2MR-152-06	4.73	9390-1076	76	5.98	.01
2MR-158-06	4.85	9390-1079	79	6.22	.01
2MR-160-06	4.85	9390-1080	80	6.30	.01
2MR-164-06	4.85	9390-1082	82	6.46	.01
2MR-166-06	4.85	9390-1083	83	6.54	.01
2MR-168-06	4.85	9390-1084	84	6.61	.01
2MR-172-06	4.85	9390-1086	86	6.77	.01
2MR-180-06	4.99	9390-1090	90	7.09	.01
2MR-192-06	4.99	9390-1096	96	7.56	.01
2MR-200-06	4.99	9390-1100	100	7.87	.01
2MR-202-06	4.99	9390-1101	101	7.95	.01
2MR-210-06	5.11	9390-1105	105	8.27	.01
2MR-212-06	5.11	9390-1106	106	8.35	.01
2MR-216-06	5.11	9390-1108	108	8.50	.01
2MR-220-06	5.11	9390-1110	110	8.66	.01
2MR-232-06	5.26	9390-1116	116	9.13	.01
2MR-236-06	5.26	9390-1118	118	9.29	.01
2MR-240-06	5.26	9390-1120	120	9.45	.01
2MR-250-06	5.26	9390-1125	125	9.84	.01
2MR-252-06	5.26	9390-1126	126	9.92	.01
2MR-258-06	5.45	9390-1129	129	10.16	.01

Part No.	Sugg. List Price	Product No.	No. of Teeth	Pitch Length (In.)	Wt. Ea. (Lbs.)
2MR-278-06	\$5.45	9390-1139	139	10.94	.01
2MR-280-06	5.45	9390-1140	140	11.02	.01
2MR-300-06	5.59	9390-1150	150	11.81	.01
2MR-320-06	5.71	9390-1160	160	12.60	.01
2MR-322-06	5.71	9390-1161	161	12.68	.01
2MR-346-06	5.85	9390-1173	173	13.62	.01
2MR-350-06	5.85	9390-1175	175	13.78	.01
2MR-364-06	6.05	9390-1182	182	14.33	.01
2MR-370-06	6.05	9390-1185	185	14.57	.01
2MR-380-06	6.05	9390-1190	190	14.96	.01
2MR-386-06	6.17	9390-1193	193	15.20	.01
2MR-400-06	6.17	9390-1200	200	15.75	.01
2MR-406-06	6.17	9390-1203	203	15.98	.01
2MR-420-06	6.30	9390-1210	210	16.54	.01
2MR-456-06	6.44	9390-1228	228	17.95	.01
2MR-470-06	6.56	9390-1235	235	18.50	.01
2MR-474-06	6.56	9390-1237	237	18.66	.01
2MR-488-06	6.77	9390-1244	244	19.21	.01
2MR-504-06	6.77	9390-1252	252	19.84	.01
2MR-528-06	6.91	9390-1264	264	20.79	.01
2MR-552-06	7.04	9390-1276	276	21.73	.01
2MR-576-06	7.18	9390-1288	288	22.68	.01
2MR-600-06	7.37	9390-1300	300	23.62	.01
2MR-640-06	7.64	9390-1320	320	25.20	.01
2MR-696-06	7.90	9390-1348	348	27.40	.01
2MR-744-06	8.17	9390-1372	372	29.29	.01
2MR-1164-06	10.56	9390-1582	582	45.83	.02

2mm Pitch — 9mm Wide

Part No.	Sugg. List Price	Product No.	No. of Teeth	Pitch Length (In.)	Wt. Ea. (Lbs.)
2MR-100-09	\$6.00	9390-2050	50	3.94	.01
2MR-112-09	6.00	9390-2056	56	4.41	.01
2MR-126-09	6.00	9390-2063	63	4.96	.01
2MR-134-09	6.17	9390-2067	67	5.28	.01
2MR-136-09	6.17	9390-2068	68	5.35	.01
2MR-140-09	6.17	9390-2070	70	5.51	.01
2MR-152-09	6.17	9390-2076	76	5.98	.01
2MR-158-09	6.38	9390-2079	79	6.22	.01
2MR-160-09	6.38	9390-2080	80	6.30	.01
2MR-164-09	6.38	9390-2082	82	6.46	.01
2MR-166-09	6.38	9390-2083	83	6.54	.01
2MR-168-09	6.38	9390-2084	84	6.61	.01
2MR-172-09	6.38	9390-2086	86	6.77	.01
2MR-180-09	6.65	9390-2090	90	7.09	.01
2MR-192-09	6.65	9390-2096	96	7.56	.01
2MR-200-09	6.65	9390-2100	100	7.87	.01
2MR-202-09	6.65	9390-2101	101	7.95	.01
2MR-210-09	6.82	9390-2105	105	8.27	.01
2MR-212-09	6.82	9390-2106	106	8.35	.01
2MR-216-09	6.82	9390-2108	108	8.50	.01
2MR-220-09	6.82	9390-2110	110	8.66	.01
2MR-232-09	7.04	9390-2116	116	9.13	.01
2MR-236-09	7.04	9390-2118	118	9.29	.01
2MR-240-09	7.04	9390-2120	120	9.45	.01
2MR-250-09	7.04	9390-2125	125	9.84	.01
2MR-252-09	7.04	9390-2126	126	9.92	.01
2MR-258-09	7.25	9390-2129	129	10.16	.01

Part No.	Sugg. List Price	Product No.	No. of Teeth	Pitch Length (In.)	Wt. Ea. (Lbs.)
2MR-278-09	\$7.25	9390-2139	139	10.94	.01
2MR-280-09	7.25	9390-2140	140	11.02	.01
2MR-300-09	7.51	9390-2150	150	11.81	.01
2MR-320-09	7.64	9390-2160	160	12.60	.01
2MR-322-09	7.64	9390-2161	161	12.68	.01
2MR-346-09	7.90	9390-2173	173	13.62	.01
2MR-350-09	7.90	9390-2175	175	13.78	.01
2MR-364-09	8.09	9390-2182	182	14.33	.01
2MR-370-09	8.09	9390-2185	185	14.57	.01
2MR-380-09	8.09	9390-2190	190	14.96	.01
2MR-386-09	8.31	9390-2193	193	15.20	.01
2MR-400-09	8.31	9390-2200	200	15.75	.01
2MR-406-09	8.31	9390-2203	203	15.98	.01
2MR-420-09	8.57	9390-2210	210	16.54	.01
2MR-456-09	8.69	9390-2228	228	17.95	.01
2MR-470-09	8.96	9390-2235	235	18.50	.01
2MR-474-09	8.96	9390-2237	237	18.66	.01
2MR-488-09	9.17	9390-2244	244	19.21	.01
2MR-504-09	9.17	9390-2252	252	19.84	.01
2MR-528-09	9.36	9390-2264	264	20.79	.01
2MR-552-09	9.58	9390-2276	276	21.73	.02
2MR-576-09	9.84	9390-2288	288	22.68	.02
2MR-600-09	9.96	9390-2300	300	23.62	.02
2MR-640-09	10.44	9390-2320	320	25.20	.02
2MR-696-09	10.90	9390-2348	348	27.40	.02
2MR-744-09	11.29	9390-2372	372	29.29	.02
2MR-1164-09	14.69	9390-2582	582	45.83	.02

Prices Subject To Change Without Notice





POWERGRIP GT2 BELTS

PowerGrip® GT² Belts (continued)

Product No. Series 9390 (continued)

3mm Pitch — 6mm Wide

Part No.	Sugg. List Price	Product No.	No. of Teeth	Pitch Length (In.)	Wt. Ea. (Lbs.)
3MR-165-06	\$5.58	9390-3055	55	6.50	.01
3MR-189-06	5.74	9390-3063	63	7.44	.01
3MR-201-06	5.74	9390-3067	67	7.91	.01
3MR-219-06	5.88	9390-3073	73	8.62	.01
3MR-225-06	5.88	9390-3075	75	8.86	.01
3MR-240-06	6.04	9390-3080	80	9.45	.01
3MR-243-06	6.04	9390-3081	81	9.57	.01
3MR-267-06	6.27	9390-3089	89	10.51	.01
3MR-282-06	6.43	9390-3094	94	11.10	.01
3MR-291-06	6.43	9390-3097	97	11.46	.01
3MR-300-06	6.43	9390-3100	100	11.81	.01
3MR-339-06	6.73	9390-3113	113	13.35	.01
3MR-348-06	6.73	9390-3116	116	13.70	.01
3MR-357-06	6.96	9390-3119	119	14.06	.01
3MR-360-06	6.96	9390-3120	120	14.17	.01
3MR-375-06	6.96	9390-3125	125	14.76	.01
3MR-420-06	7.24	9390-3140	140	16.54	.02

Part No.	Sugg. List Price	Product No.	No. of Teeth	Pitch Length (In.)	Wt. Ea. (Lbs.)
3MR-447-06	\$7.40	9390-3149	149	17.60	.02
3MR-450-06	7.40	9390-3150	150	17.72	.02
3MR-474-06	7.54	9390-3158	158	18.66	.02
3MR-480-06	7.54	9390-3160	160	18.90	.02
3MR-483-06	7.79	9390-3161	161	19.02	.02
3MR-489-06	7.79	9390-3163	163	19.25	.02
3MR-537-06	8.09	9390-3179	179	21.14	.02
3MR-600-06	8.48	9390-3200	200	23.62	.02
3MR-630-06	8.64	9390-3210	210	24.80	.02
3MR-684-06	8.94	9390-3228	228	26.93	.03
3MR-750-06	9.39	9390-3250	250	29.53	.03
3MR-840-06	10.10	9390-3280	280	33.07	.03
3MR-945-06	10.77	9390-3315	315	37.20	.03
3MR-1050-06	11.46	9390-3350	350	41.34	.04
3MR-1080-06	11.62	9390-3360	360	42.52	.04
3MR-1536-06	15.56	9390-3512	512	60.47	.04
3MR-2061-06	20.84	9390-3687	687	81.14	.05

3mm Pitch — 9mm Wide

Part No.	Sugg. List Price	Product No.	No. of Teeth	Pitch Length (In.)	Wt. Ea. (Lbs.)
3MR-165-09	\$7.34	9390-4055	55	6.50	.01
3MR-189-09	7.65	9390-4063	63	7.44	.01
3MR-201-09	7.65	9390-4067	67	7.91	.01
3MR-219-09	7.85	9390-4073	73	8.62	.01
3MR-225-09	7.85	9390-4075	75	8.86	.01
3MR-240-09	8.09	9390-4080	80	9.45	.01
3MR-243-09	8.09	9390-4081	81	9.57	.01
3MR-267-09	8.34	9390-4089	89	10.51	.01
3MR-282-09	8.64	9390-4094	94	11.10	.02
3MR-291-09	8.64	9390-4097	97	11.46	.02
3MR-300-09	8.64	9390-4100	100	11.81	.02
3MR-339-09	9.09	9390-4113	113	13.35	.02
3MR-348-09	9.09	9390-4116	116	13.70	.02
3MR-357-09	9.31	9390-4119	119	14.06	.02
3MR-360-09	9.31	9390-4120	120	14.17	.02
3MR-375-09	9.31	9390-4125	125	14.76	.02
3MR-420-09	9.86	9390-4140	140	16.54	.02

Part No.	Sugg. List Price	Product No.	No. of Teeth	Pitch Length (In.)	Wt. Ea. (Lbs.)
3MR-447-09	\$10.00	9390-4149	149	17.60	.02
3MR-450-09	10.00	9390-4150	150	17.72	.02
3MR-474-09	10.30	9390-4158	158	18.66	.02
3MR-480-09	10.30	9390-4160	160	18.90	.03
3MR-483-09	10.55	9390-4161	161	19.02	.02
3MR-489-09	10.55	9390-4163	163	19.25	.02
3MR-537-09	11.01	9390-4179	179	21.14	.03
3MR-600-09	11.46	9390-4200	200	23.62	.03
3MR-630-09	11.76	9390-4210	210	24.80	.03
3MR-684-09	12.23	9390-4228	228	26.93	.04
3MR-750-09	12.98	9390-4250	250	29.53	.04
3MR-840-09	13.97	9390-4280	280	33.07	.05
3MR-945-09	14.89	9390-4315	315	37.20	.05
3MR-1050-09	15.88	9390-4350	350	41.34	.06
3MR-1080-09	16.18	9390-4360	360	42.52	.06
3MR-1536-09	21.70	9390-4512	512	60.47	.06
3MR-2061-09	28.92	9390-4687	687	81.14	.07

Prices Subject To Change Without Notice





PowerGrip® GT® 2 Belts (continued)

POWERGRIP GT2 BELTS

Product No. Series 9390 (continued)

3mm Pitch — 15mm Wide

Part No.	Sugg. List Price	Product No.	No. of Teeth	Pitch Length (In.)	Wt. Ea. (Lbs.)
3MR-165-15	\$12.01	9390-5055	55	6.50	.02
3MR-189-15	12.41	9390-5063	63	7.44	.02
3MR-201-15	12.41	9390-5067	67	7.91	.02
3MR-219-15	12.84	9390-5073	73	8.62	.02
3MR-225-15	12.84	9390-5075	75	8.86	.02
3MR-240-15	13.34	9390-5080	80	9.45	.02
3MR-243-15	13.34	9390-5081	81	9.57	.02
3MR-267-15	13.69	9390-5089	89	10.51	.02
3MR-282-15	14.12	9390-5094	94	11.10	.03
3MR-291-15	14.12	9390-5097	97	11.46	.03
3MR-300-15	14.12	9390-5100	100	11.81	.03
3MR-339-15	14.97	9390-5113	113	13.35	.03
3MR-348-15	14.97	9390-5116	116	13.70	.03
3MR-357-15	15.47	9390-5119	119	14.06	.03
3MR-360-15	15.47	9390-5120	120	14.17	.03
3MR-375-15	15.47	9390-5125	125	14.76	.03
3MR-420-15	16.22	9390-5140	140	16.54	.04

Part No.	Sugg. List Price	Product No.	No. of Teeth	Pitch Length (In.)	Wt. Ea. (Lbs.)
3MR-447-15	\$16.65	9390-5149	149	17.60	.04
3MR-450-15	16.65	9390-5150	150	17.72	.04
3MR-474-15	17.08	9390-5158	158	18.66	.04
3MR-480-15	17.08	9390-5160	160	18.90	.04
3MR-483-15	17.60	9390-5161	161	19.02	.04
3MR-489-15	17.60	9390-5163	163	19.25	.04
3MR-537-15	18.44	9390-5179	179	21.14	.05
3MR-600-15	19.23	9390-5200	200	23.62	.06
3MR-630-15	19.73	9390-5210	210	24.80	.06
3MR-684-15	20.58	9390-5228	228	26.93	.06
3MR-750-15	21.86	9390-5250	250	29.53	.07
3MR-840-15	23.48	9390-5280	280	33.07	.08
3MR-945-15	25.25	9390-5315	315	37.20	.09
3MR-1050-15	26.95	9390-5350	350	41.34	.10
3MR-1080-15	27.40	9390-5360	360	42.52	.10
3MR-1536-15	37.03	9390-5512	512	60.47	.10
3MR-2061-15	49.40	9390-5687	687	81.14	.11

Prices Subject To Change Without Notice





POWERGRIP GT2 BELTS

PowerGrip® GT² Belts (continued)



Markets/Applications

- HVAC
- Office Machines
- Postage Handling
- Sewing Machines
- Outdoor Power Equipment
- Food Processing
- Machine Tools
- Spindle Drives
- Hand Power Tools
- Robotics
- Linear
- Light Package Conveyor

Features/Advantages

- Eliminates Lubrication
- Minimal Maintenance
- Low Noise
- Precision Registration
- Compact Drive

Features/Advantages (continued)

- Reduces Costs
- Highest Density 5mm Rubber Belt
- Curvilinear Tooth
- Metric Pitch

How to Describe and Order

Specify the order quantity, followed by the part number.

For Example:

Quantity Part Number
2 5MR-400-09

Additional sizes may be available on a Made to Order basis. Check with Customer Service for availability.

Belt Pitch (mm)	Belt Pitch Length (mm)	Belt Width (mm)
5MR	700	15

Product No. Series 9390

5mm Pitch — 9mm Wide

Part No.	Sugg. List Price	Product No.	No. of Teeth	Pitch Length (In.)	Wt. Ea. (Lbs.)
5MR-300-09	\$11.22	9390-6060	60	11.81	.02
5MR-355-09	11.97	9390-6071	71	13.98	.03
5MR-375-09	12.35	9390-6075	75	14.76	.03
5MR-400-09	12.74	9390-6080	80	15.75	.03
5MR-405-09	12.74	9390-6081	81	15.95	.03
5MR-425-09	13.04	9390-6085	85	16.73	.03
5MR-450-09	13.41	9390-6090	90	17.72	.04
5MR-500-09	14.18	9390-6100	100	19.69	.04
5MR-535-09	14.87	9390-6107	107	21.06	.04
5MR-565-09	15.27	9390-6113	113	22.24	.05
5MR-580-09	15.27	9390-6116	116	22.83	.05
5MR-600-09	15.56	9390-6120	120	23.62	.05
5MR-625-09	15.94	9390-6125	125	24.61	.05

Part No.	Sugg. List Price	Product No.	No. of Teeth	Pitch Length (In.)	Wt. Ea. (Lbs.)
5MR-650-09	\$16.27	9390-6130	130	25.59	.05
5MR-700-09	17.04	9390-6140	140	27.56	.06
5MR-750-09	17.71	9390-6150	150	29.53	.06
5MR-800-09	18.48	9390-6160	160	31.50	.07
5MR-850-09	19.17	9390-6170	170	33.46	.07
5MR-900-09	19.94	9390-6180	180	35.43	.07
5MR-1000-09	21.38	9390-6200	200	39.37	.08
5MR-1150-09	23.46	9390-6230	230	45.28	.09
5MR-1300-09	25.39	9390-6260	260	51.18	.11
5MR-1450-09	27.44	9390-6290	290	57.09	.12
5MR-1600-09	29.65	9390-6320	320	62.99	.13
5MR-1720-09	31.11	9390-6344	344	67.72	.14
5MR-2100-09	36.83	9390-6420	420	82.67	.17

5mm Pitch — 15mm Wide

Part No.	Sugg. List Price	Product No.	No. of Teeth	Pitch Length (In.)	Wt. Ea. (Lbs.)
5MR-300-15	\$16.93	9390-7060	60	11.81	.04
5MR-355-15	18.23	9390-7071	71	13.98	.05
5MR-375-15	18.86	9390-7075	75	14.76	.05
5MR-400-15	19.47	9390-7080	80	15.75	.05
5MR-405-15	19.47	9390-7081	81	15.95	.06
5MR-425-15	20.10	9390-7085	85	16.73	.06
5MR-450-15	20.73	9390-7090	90	17.72	.06
5MR-500-15	22.02	9390-7100	100	19.69	.07
5MR-535-15	23.26	9390-7107	107	21.06	.07
5MR-565-15	23.87	9390-7113	113	22.24	.08
5MR-580-15	23.87	9390-7116	116	22.83	.08
5MR-600-15	24.52	9390-7120	120	23.62	.08
5MR-625-15	25.19	9390-7125	125	24.61	.09

Part No.	Sugg. List Price	Product No.	No. of Teeth	Pitch Length (In.)	Wt. Ea. (Lbs.)
5MR-650-15	\$25.74	9390-7130	130	25.59	.09
5MR-700-15	26.99	9390-7140	140	27.56	.09
5MR-750-15	28.29	9390-7150	150	29.53	.10
5MR-800-15	29.53	9390-7160	160	31.50	.11
5MR-850-15	30.77	9390-7170	170	33.46	.12
5MR-900-15	32.00	9390-7180	180	35.43	.12
5MR-1000-15	34.56	9390-7200	200	39.37	.14
5MR-1150-15	38.35	9390-7230	230	45.28	.16
5MR-1300-15	41.43	9390-7260	260	51.18	.18
5MR-1450-15	45.17	9390-7290	290	57.09	.20
5MR-1600-15	48.94	9390-7320	320	62.99	.22
5MR-1720-15	51.41	9390-7344	344	67.72	.23
5MR-2100-15	61.45	9390-7420	420	82.67	.28

Prices Subject To Change Without Notice





PowerGrip® GT® 2 Belts (continued)

Product No. Series 9390 (continued)

5mm Pitch — 25mm Wide

Part No.	Sugg. List Price	Product No.	No. of Teeth	Pitch Length (In.)	Wt. Ea. (Lbs.)
5MR-300-25	\$26.79	9390-8060	60	11.81	.07
5MR-355-25	28.94	9390-8071	71	13.98	.08
5MR-375-25	30.06	9390-8075	75	14.76	.08
5MR-400-25	31.05	9390-8080	80	15.75	.09
5MR-405-25	31.05	9390-8081	81	15.95	.10
5MR-425-25	32.14	9390-8085	85	16.73	.10
5MR-450-25	33.26	9390-8090	90	17.72	.10
5MR-500-25	35.39	9390-8100	100	19.69	.11
5MR-535-25	37.50	9390-8107	107	21.06	.12
5MR-565-25	38.57	9390-8113	113	22.24	.13
5MR-580-25	38.57	9390-8116	116	22.83	.14
5MR-600-25	39.67	9390-8120	120	23.62	.14
5MR-625-25	40.76	9390-8125	125	24.61	.15

Part No.	Sugg. List Price	Product No.	No. of Teeth	Pitch Length (In.)	Wt. Ea. (Lbs.)
5MR-650-25	\$41.82	9390-8130	130	25.59	.15
5MR-700-25	43.95	9390-8140	140	27.56	.16
5MR-750-25	46.12	9390-8150	150	29.53	.17
5MR-800-25	48.27	9390-8160	160	31.50	.18
5MR-850-25	50.40	9390-8170	170	33.46	.20
5MR-900-25	52.55	9390-8180	180	35.43	.20
5MR-1000-25	56.85	9390-8200	200	39.37	.23
5MR-1150-25	63.26	9390-8230	230	45.28	.26
5MR-1300-25	68.75	9390-8260	260	51.18	.29
5MR-1450-25	75.16	9390-8290	290	57.09	.33
5MR-1600-25	81.59	9390-8320	320	62.99	.36
5MR-1720-25	85.87	9390-8344	344	67.72	.39
5MR-2100-25	103.05	9390-8420	420	82.67	.47

POWERGRIP GT2 BELTS

Prices Subject To Change Without Notice





POWERGRIP GT2 BELTS

PowerGrip® GT² Belts (continued)



New drive designs must use the PowerGrip GT2 sprockets, because of the high torque capacity of PowerGrip GT2 belts.

WARNING: Do not use HTD or RPP* profiled sprockets in new designs. PowerGrip GT2 belts can be used on existing HTD or HT100** sprockets as replacement belts, usually at the next narrowest width.

Markets/Applications

- HVAC
- Textile
- Printing
- Laundry
- Pulp and Paper
- Saw Mill
- Machine Tools
- Compressors
- Centrifuges
- Food Processing
- Pumps
- Agriculture
- Packaging
- Conveyors

Features/Advantages

- Compact Drive
- High Power Density
- Low Noise
- Half the Width of HTD or PowerGrip GT Belts
- Economical Drive
- Non-Stretch
- Corrosion Resistant
- Direct Replacement for Many Curvilinear-Tooth Rubber Belts.
- Acquisition Costs Reduced
- Transaction Costs Reduced
- Inventory Costs Reduced
- 200% Rating of HTD/PGGT/RPP Belts
- Low Maintenance
- Abrasion Resistances
- Precision Registration

Reduce both your acquisition costs and transaction costs by designing with PowerGrip GT2. PowerGrip GT2 drive systems offer the largest selection of belts and sprockets in the industry. PowerGrip GT2 belts can be used as a direct replacement for most 1.0 and 1.5 rated 8 & 14MM Pitch Rubber Curvilinear synchronous belts at reduced widths.

*RPP is a registered Trademark of Dayco Products, Inc.
**HT100 is a registered trademark of Reliance Electric.

Product No. Series 9207

8mm Pitch — 20mm Wide

Part No.	Sugg. List Price	Product No.	No. of Teeth	Pitch Length (In.)	Wt. Ea. (Lbs.)
384-8MGT-20	\$26.40	9207-1021	48	15.12	.11
480-8MGT-20	27.02	9207-0001	60	18.90	.13
560-8MGT-20	29.37	9207-0005	70	22.05	.16
600-8MGT-20	30.86	9207-0009	75	23.62	.17
640-8MGT-20	31.70	9207-0013	80	25.20	.18
720-8MGT-20	34.05	9207-0017	90	28.35	.20
800-8MGT-20	37.25	9207-0021	100	31.50	.22
840-8MGT-20	38.72	9207-1025	105	33.07	.23
880-8MGT-20	39.59	9207-0025	110	34.65	.25
920-8MGT-20	40.42	9207-1001	115	36.22	.26
960-8MGT-20	41.92	9207-0029	120	37.80	.27
1040-8MGT-20	44.27	9207-0033	130	40.94	.29
1064-8MGT-20	44.68	9207-1005	133	41.89	.30
1120-8MGT-20	46.60	9207-0037	140	44.09	.31
1160-8MGT-20	47.65	9207-1009	145	45.83	.33
1200-8MGT-20	49.16	9207-0041	150	47.24	.34
1224-8MGT-20	50.50	9207-1029	153	48.19	.35

How to Describe and Order

Specify the minimum order quantity followed by the part number.

For Example:

<u>Quantity</u>	<u>Part Number</u>
2	1600-8MGT-85

PowerGrip GT2 belts and sprockets are made in a selection of sizes, capacities and dimensions.

The three principal dimensions of a belt are:

pitch pitch length width

Belt pitch is the distance in millimeters between two adjacent tooth centers as measured on the pitch line of the belt. Belt pitch length is the total length (circumference) in millimeters as measured along the pitch line. The theoretical pitch line of a PowerGrip GT2 belt lies within the tensile member.

Using the information from these tables, a code for ordering a specific belt can be determined as shown in the following examples:

Belt Pitch Length (mm)	Belt Pitch (mm)	Belt Width (mm)
1600	8MGT	85
1890	14MGT	115

Part No.	Sugg. List Price	Product No.	No. of Teeth	Pitch Length (In.)	Wt. Ea. (Lbs.)
1280-8MGT-20	\$51.49	9207-0045	160	50.39	.36
1440-8MGT-20	56.18	9207-0049	180	56.69	.40
1512-8MGT-20	57.87	9207-1013	189	59.53	.42
1584-8MGT-20	61.07	9207-1017	198	62.36	.44
1600-8MGT-20	61.07	9207-0053	200	62.99	.45
1760-8MGT-20	65.74	9207-0057	220	69.29	.49
1800-8MGT-20	67.26	9207-0061	225	70.87	.50
2000-8MGT-20	73.64	9207-0065	250	78.74	.56
2200-8MGT-20	80.00	9207-1033	275	86.62	.61
2400-8MGT-20	86.19	9207-0069	300	94.49	.67
2600-8MGT-20	93.21	9207-0077	325	102.36	.73
2800-8MGT-20	98.96	9207-0073	350	110.24	.78
3048-8MGT-20	106.82	9207-0081	381	120.00	.85
3280-8MGT-20	114.07	9207-0085	410	129.13	.92
3600-8MGT-20	126.19	9207-0089	450	141.73	1.01
4400-8MGT-20	150.66	9207-0093	550	173.23	1.23

Prices Subject To Change Without Notice





PowerGrip® GT® 2 Belts (continued)

POWERGRIP GT2 BELTS

Product No. Series 9207 (continued)

8mm Pitch — 30mm Wide

Part No.	Sugg. List Price	Product No.	No. of Teeth	Pitch Length (In.)	Wt. Ea. (Lbs.)
384-8MGT-30	\$36.00	9207-1022	48	15.12	.17
480-8MGT-30	38.34	9207-0002	60	18.90	.20
560-8MGT-30	41.92	9207-0006	70	22.05	.23
600-8MGT-30	44.27	9207-0010	75	23.62	.25
640-8MGT-30	45.33	9207-0014	80	25.20	.27
720-8MGT-30	48.72	9207-0018	90	28.35	.30
800-8MGT-30	53.62	9207-0022	100	31.50	.33
840-8MGT-30	54.67	9207-1026	105	33.07	.35
880-8MGT-30	57.04	9207-0026	110	34.65	.37
920-8MGT-30	58.09	9207-1002	115	36.22	.39
960-8MGT-30	60.43	9207-0030	120	37.80	.40
1040-8MGT-30	64.06	9207-0034	130	40.94	.43
1064-8MGT-30	64.67	9207-1006	133	41.89	.44
1120-8MGT-30	67.45	9207-0038	140	44.09	.47
1160-8MGT-30	68.50	9207-1010	146	45.83	.48
1200-8MGT-30	71.07	9207-0042	150	47.24	.50
1224-8MGT-30	72.12	9207-1030	153	48.19	.50

Part No.	Sugg. List Price	Product No.	No. of Teeth	Pitch Length (In.)	Wt. Ea. (Lbs.)
1280-8MGT-30	\$74.48	9207-0046	160	50.39	.53
1440-8MGT-30	81.50	9207-0050	180	56.69	.60
1512-8MGT-30	83.82	9207-1014	189	59.53	.63
1584-8MGT-30	88.53	9207-1018	198	62.36	.66
1600-8MGT-30	88.53	9207-0054	200	62.99	.67
1760-8MGT-30	95.54	9207-0058	220	69.29	.70
1800-8MGT-30	97.66	9207-0062	225	70.87	.75
2000-8MGT-30	107.04	9207-0066	250	78.74	.83
2200-8MGT-30	116.37	9207-1034	275	86.61	.92
2400-8MGT-30	125.77	9207-0070	300	94.49	1.00
2600-8MGT-30	135.35	9207-0078	325	102.36	1.09
2800-8MGT-30	144.27	9207-0074	350	110.24	1.17
3048-8MGT-30	155.98	9207-0082	381	120.00	1.27
3280-8MGT-30	161.95	9207-0086	410	129.13	1.37
3600-8MGT-30	179.39	9207-0090	450	141.73	1.51
4400-8MGT-30	214.50	9207-0094	550	173.23	1.84

8mm Pitch — 50mm Wide

Part No.	Sugg. List Price	Product No.	No. of Teeth	Pitch Length (In.)	Wt. Ea. (Lbs.)
384-8MGT-50	\$60.19	9207-1023	48	15.12	.28
480-8MGT-50	61.07	9207-0003	60	18.90	.34
560-8MGT-50	67.03	9207-0007	70	22.05	.39
600-8MGT-50	70.87	9207-0011	75	23.62	.42
640-8MGT-50	72.78	9207-0015	80	25.20	.45
720-8MGT-50	78.73	9207-0019	90	28.35	.50
800-8MGT-50	86.61	9207-0023	100	31.50	.56
840-8MGT-50	88.71	9207-1027	105	33.07	.58
880-8MGT-50	92.57	9207-0027	110	34.65	.61
920-8MGT-50	94.45	9207-1003	115	36.22	.65
960-8MGT-50	98.52	9207-0031	120	37.80	.67
1040-8MGT-50	104.27	9207-0035	130	40.94	.74
1064-8MGT-50	105.31	9207-1007	133	41.89	.75
1120-8MGT-50	110.23	9207-0039	140	44.09	.78
1160-8MGT-50	112.34	9207-1011	146	45.83	.80
1200-8MGT-50	116.20	9207-0043	150	47.24	.84
1224-8MGT-50	118.08	9207-1031	153	48.19	.87

Part No.	Sugg. List Price	Product No.	No. of Teeth	Pitch Length (In.)	Wt. Ea. (Lbs.)
1280-8MGT-50	\$122.14	9207-0047	160	50.39	.89
1440-8MGT-50	133.85	9207-0051	180	56.69	1.01
1512-8MGT-50	137.87	9207-1015	189	59.53	1.05
1584-8MGT-50	145.76	9207-1019	198	62.36	1.09
1600-8MGT-50	145.76	9207-0055	200	62.99	1.11
1760-8MGT-50	157.47	9207-0059	220	69.29	1.23
1800-8MGT-50	161.50	9207-0063	225	70.87	1.25
2000-8MGT-50	177.27	9207-0067	250	78.74	1.39
2200-8MGT-50	192.96	9207-1035	275	86.61	1.53
2400-8MGT-50	208.76	9207-0071	300	94.49	1.67
2600-8MGT-50	227.05	9207-0079	325	102.36	1.81
2800-8MGT-50	240.23	9207-0075	350	110.24	1.95
3048-8MGT-50	258.13	9207-0083	381	120.00	1.95
3280-8MGT-50	274.93	9207-0087	410	129.13	2.29
3600-8MGT-50	304.94	9207-0091	450	141.73	2.51
4400-8MGT-50	365.17	9207-0095	550	173.23	3.07

8mm Pitch — 85mm Wide

Part No.	Sugg. List Price	Product No.	No. of Teeth	Pitch Length (In.)	Wt. Ea. (Lbs.)
384-8MGT-85	\$100.75	9207-1024	48	15.12	.48
480-8MGT-85	101.49	9207-0004	60	18.90	.57
560-8MGT-85	111.50	9207-0008	70	22.05	.66
600-8MGT-85	118.21	9207-0012	75	23.62	.71
640-8MGT-85	121.51	9207-0016	80	25.20	.76
720-8MGT-85	131.52	9207-0020	90	28.35	.85
800-8MGT-85	144.93	9207-0024	100	31.50	.95
840-8MGT-85	148.29	9207-1028	105	33.07	.99
880-8MGT-85	154.92	9207-0028	110	34.65	1.04
920-8MGT-85	158.28	9207-1004	115	36.22	1.09

Part No.	Sugg. List Price	Product No.	No. of Teeth	Pitch Length (In.)	Wt. Ea. (Lbs.)
960-8MGT-85	\$164.92	9207-0032	120	37.80	1.14
1040-8MGT-85	174.91	9207-0036	130	40.94	1.23
1064-8MGT-85	176.58	9207-1008	133	41.89	1.25
1120-8MGT-85	184.91	9207-0040	140	44.09	1.33
1160-8MGT-85	191.70	9207-1012	146	45.83	1.38
1200-8MGT-85	194.93	9207-0044	150	47.24	1.42
1224-8MGT-85	198.28	9207-1032	153	48.19	1.45
1280-8MGT-85	204.92	9207-0048	160	50.39	1.52
1440-8MGT-85	224.93	9207-0052	180	56.69	1.71
1512-8MGT-85	231.68	9207-1016	189	59.53	1.78

Prices Subject To Change Without Notice





POWERGRIP GT2 BELTS

PowerGrip® GT² Belts (continued)

Product No. Series 9207 (continued)

8mm Pitch — 85mm Wide (continued)

Part No.	Sugg. List Price	Product No.	No. of Teeth	Pitch Length (In.)	Wt. Ea. (Lbs.)
1584-8MGT-85	\$245.14	9207-1020	198	62.36	1.85
1600-8MGT-85	245.14	9207-0056	200	62.99	1.90
1760-8MGT-85	264.93	9207-0060	220	69.29	2.08
1800-8MGT-85	271.74	9207-0064	225	70.87	2.13
2000-8MGT-85	298.33	9207-0068	250	78.74	2.37
2200-8MGT-85	325.09	9207-1036	275	86.61	2.60
2400-8MGT-85	351.75	9207-0072	300	94.49	2.84

Part No.	Sugg. List Price	Product No.	No. of Teeth	Pitch Length (In.)	Wt. Ea. (Lbs.)
2600-8MGT-85	\$379.62	9207-0080	325	102.36	3.09
2800-8MGT-85	405.15	9207-0076	350	110.24	3.32
3048-8MGT-85	438.79	9207-0084	381	120.00	3.62
3280-8MGT-85	472.41	9207-0088	410	129.13	3.89
3600-8MGT-85	524.32	9207-0092	450	141.73	4.27
4400-8MGT-85	628.39	9207-0096	550	173.23	5.22

14mm Pitch — 40mm Wide

Part No.	Sugg. List Price	Product No.	No. of Teeth	Pitch Length (In.)	Wt. Ea. (Lbs.)
966-14MGT-40	\$202.80	9207-0100	69	38.03	.84
1190-14MGT-40	223.02	9207-0105	85	46.85	1.03
1400-14MGT-40	242.59	9207-0110	100	55.12	1.21
1610-14MGT-40	262.58	9207-0115	115	63.39	1.40
1778-14MGT-40	280.25	9207-0120	127	70.00	1.54
1890-14MGT-40	294.30	9207-0125	135	74.41	1.64
2100-14MGT-40	320.68	9207-0130	150	82.68	1.82
2310-14MGT-40	341.54	9207-0135	165	90.94	2.00
2450-14MGT-40	355.59	9207-0140	175	96.46	2.13
2590-14MGT-40	372.81	9207-0145	185	101.97	2.25
2800-14MGT-40	398.77	9207-0150	200	110.24	2.43

Part No.	Sugg. List Price	Product No.	No. of Teeth	Pitch Length (In.)	Wt. Ea. (Lbs.)
3150-14MGT-40	\$437.71	9207-0155	225	124.02	2.73
3360-14MGT-40	458.36	9207-0180	240	132.28	2.91
3500-14MGT-40	472.63	9207-0160	250	137.80	3.03
3850-14MGT-40	520.29	9207-0165	275	151.57	3.33
4326-14MGT-40	577.96	9207-0170	309	170.31	3.74
4578-14MGT-40	610.73	9207-0175	327	180.24	3.96
4956-14MGT-40	661.15	9207-0185	354	195.12	4.29
5320-14MGT-40	709.89	9207-0190	380	209.45	4.61
5740-14MGT-40	765.85	9207-0195	410	225.98	4.97
6160-14MGT-40	821.62	9207-0200	440	242.52	5.33
6860-14MGT-40	915.25	9207-0205	490	270.08	5.94

14mm Pitch — 55mm Wide

Part No.	Sugg. List Price	Product No.	No. of Teeth	Pitch Length (In.)	Wt. Ea. (Lbs.)
966-14MGT-55	\$266.21	9207-0101	69	38.03	1.15
1190-14MGT-55	294.08	9207-0106	85	46.85	1.42
1400-14MGT-55	321.32	9207-0111	100	55.12	1.67
1610-14MGT-55	350.05	9207-0116	115	63.39	1.92
1778-14MGT-55	373.03	9207-0121	127	70.00	2.13
1890-14MGT-55	392.38	9207-0126	135	74.41	2.26
2100-14MGT-55	428.78	9207-0131	150	82.68	2.51
2310-14MGT-55	456.67	9207-0136	165	90.94	2.76
2450-14MGT-55	475.38	9207-0141	175	96.46	2.93
2590-14MGT-55	499.42	9207-0146	185	101.97	3.10
2800-14MGT-55	535.40	9207-0151	200	110.24	3.34

Part No.	Sugg. List Price	Product No.	No. of Teeth	Pitch Length (In.)	Wt. Ea. (Lbs.)
3150-14MGT-55	\$589.02	9207-0156	225	124.02	3.77
3360-14MGT-55	618.59	9207-0181	240	132.28	4.02
3500-14MGT-55	637.97	9207-0161	250	137.80	4.19
3850-14MGT-55	708.83	9207-0166	275	151.57	4.60
4326-14MGT-55	781.39	9207-0171	309	170.31	5.17
4578-14MGT-55	828.62	9207-0176	327	180.24	5.48
4956-14MGT-55	896.93	9207-0186	354	195.12	5.90
5320-14MGT-55	963.12	9207-0191	380	209.45	6.33
5740-14MGT-55	1039.09	9207-0196	410	225.98	6.83
6160-14MGT-55	1114.84	9207-0201	440	242.52	7.33
6860-14MGT-55	1241.67	9207-0206	490	270.08	8.16

14mm Pitch — 85mm Wide

Part No.	Sugg. List Price	Product No.	No. of Teeth	Pitch Length (In.)	Wt. Ea. (Lbs.)
966-14MGT-85	\$387.51	9207-0102	69	38.03	1.78
1190-14MGT-85	430.07	9207-0107	85	46.85	2.20
1400-14MGT-85	471.96	9207-0112	100	55.12	2.58
1610-14MGT-85	514.96	9207-0117	115	63.39	2.97
1778-14MGT-85	549.24	9207-0122	127	70.00	3.28
1890-14MGT-85	578.81	9207-0127	135	74.41	3.49
2100-14MGT-85	634.35	9207-0132	150	82.68	3.88
2310-14MGT-85	676.69	9207-0137	165	90.94	4.26
2450-14MGT-85	704.78	9207-0142	175	96.46	4.52
2590-14MGT-85	740.75	9207-0147	185	101.97	4.78
2800-14MGT-85	794.80	9207-0152	200	110.24	5.17

Part No.	Sugg. List Price	Product No.	No. of Teeth	Pitch Length (In.)	Wt. Ea. (Lbs.)
3150-14MGT-85	\$876.94	9207-0157	225	124.02	5.82
3360-14MGT-85	920.77	9207-0182	240	132.28	6.20
3500-14MGT-85	950.14	9207-0162	250	137.80	6.46
3850-14MGT-85	1051.86	9207-0167	275	151.57	7.10
4326-14MGT-85	1169.09	9207-0172	309	170.31	8.00
4578-14MGT-85	1233.79	9207-0177	327	180.24	8.45
4956-14MGT-85	1320.84	9207-0187	354	195.12	9.11
5320-14MGT-85	1434.02	9207-0192	380	209.45	9.28
5740-14MGT-85	1547.03	9207-0197	410	225.98	10.55
6160-14MGT-85	1660.03	9207-0202	440	242.52	11.32
6860-14MGT-85	1848.97	9207-0207	490	270.08	12.61

Prices Subject To Change Without Notice





PowerGrip® GT® 2 Belts (continued)

POWERGRIP GT2 BELTS

Product No. Series 9207 (continued)

14mm Pitch — 115mm Wide

Part No.	Sugg. List Price	Product No.	No. of Teeth	Pitch Length (In.)	Wt. Ea. (Lbs.)
966-14MGT-115	\$515.19	9207-0103	69	38.03	2.41
1190-14MGT-115	573.70	9207-0108	85	46.85	2.98
1400-14MGT-115	630.30	9207-0113	100	55.12	3.50
1610-14MGT-115	688.62	9207-0118	115	63.39	4.02
1778-14MGT-115	735.43	9207-0123	127	70.00	4.45
1890-14MGT-115	775.42	9207-0128	135	74.41	4.73
2100-14MGT-115	850.54	9207-0133	150	82.68	5.25
2310-14MGT-115	907.36	9207-0138	165	90.94	5.77
2450-14MGT-115	945.23	9207-0143	175	96.46	6.13
2590-14MGT-115	993.76	9207-0148	185	101.97	6.47
2800-14MGT-115	1066.53	9207-0153	200	110.24	7.00

Part No.	Sugg. List Price	Product No.	No. of Teeth	Pitch Length (In.)	Wt. Ea. (Lbs.)
3150-14MGT-115	\$1178.05	9207-0158	225	124.02	7.87
3360-14MGT-115	1237.84	9207-0183	240	132.28	8.39
3500-14MGT-115	1278.48	9207-0163	250	137.80	8.75
3850-14MGT-115	1416.80	9207-0168	275	151.57	9.62
4326-14MGT-115	1574.70	9207-0173	309	170.31	10.80
4578-14MGT-115	1666.19	9207-0178	327	180.24	11.42
4956-14MGT-115	1803.66	9207-0188	354	195.12	12.33
5320-14MGT-115	1936.66	9207-0193	380	209.45	13.24
5740-14MGT-115	2089.23	9207-0198	410	225.98	14.29
6160-14MGT-115	2241.81	9207-0203	440	242.52	15.34
6860-14MGT-115	2496.94	9207-0208	490	270.08	17.08

14mm Pitch — 170mm Wide

Part No.	Sugg. List Price	Product No.	No. of Teeth	Pitch Length (In.)	Wt. Ea. (Lbs.)
966-14MGT-170	\$745.20	9207-0104	69	38.03	3.56
1190-14MGT-170	830.33	9207-0109	85	46.85	4.39
1400-14MGT-170	913.95	9207-0114	100	55.12	5.16
1610-14MGT-170	999.30	9207-0119	115	63.39	5.95
1778-14MGT-170	1067.40	9207-0124	127	70.00	6.56
1890-14MGT-170	1125.68	9207-0129	135	74.41	6.97
2100-14MGT-170	1235.93	9207-0134	150	82.68	7.75
2310-14MGT-170	1319.12	9207-0139	165	90.94	8.53
2450-14MGT-170	1374.67	9207-0144	175	96.46	9.04
2590-14MGT-170	1445.73	9207-0149	185	101.97	9.55
2800-14MGT-170	1552.57	9207-0154	200	110.24	10.33

Part No.	Sugg. List Price	Product No.	No. of Teeth	Pitch Length (In.)	Wt. Ea. (Lbs.)
3150-14MGT-170	\$1717.69	9207-0159	225	124.02	11.62
3360-14MGT-170	1805.35	9207-0184	240	132.28	12.39
3500-14MGT-170	1863.45	9207-0164	250	137.80	12.90
3850-14MGT-170	2060.93	9207-0169	275	151.57	14.20
4326-14MGT-170	2299.90	9207-0174	309	170.31	15.96
4578-14MGT-170	2388.63	9207-0179	327	180.24	16.90
4956-14MGT-170	2585.47	9207-0189	354	195.12	18.23
5320-14MGT-170	2776.35	9207-0194	380	209.45	19.57
5740-14MGT-170	2995.10	9207-0199	410	225.98	21.12
6160-14MGT-170	3213.64	9207-0204	440	242.52	22.67
6860-14MGT-170	3579.45	9207-0209	490	270.08	25.25

14mm Pitch PowerGrip GT2 Fin-Fan* Belts — 40, 55 and 85mm Wide

Part No.	Sugg. List Price	Product No.	No. of Teeth	Pitch Length (In.)	Wt. Ea. (Lbs.)
3150-14MGT-40F	\$437.71	9207-0589	225	124.01	2.73
3360-14MGT-40F	458.36	9207-0590	240	132.28	2.91
3500-14MGT-40F	472.63	9207-0591	250	137.79	3.03
3850-14MGT-40F	520.29	9207-0592	275	151.57	3.33
3150-14MGT-55F	589.02	9207-0593	225	124.01	3.77
3360-14MGT-55F	618.59	9207-0594	240	132.28	4.02

Part No.	Sugg. List Price	Product No.	No. of Teeth	Pitch Length (In.)	Wt. Ea. (Lbs.)
3500-14MGT-55F	\$637.97	9207-0595	250	137.79	4.19
3850-14MGT-55F	708.83	9207-0596	275	151.57	4.60
3150-14MGT-85F	876.94	9207-0597	225	124.01	5.82
3360-14MGT-85F	920.77	9207-0598	240	132.28	6.20
3500-14MGT-85F	950.14	9207-0599	250	137.79	6.46
3850-14MGT-85F	1051.86	9207-0600	275	151.57	7.10

*Fin-Fan is a registered trademark of Hudson Products Corporation.

Prices Subject To Change Without Notice





PowerGrip® GT²/HTD® Belts

Product No. Series 9293

20mm Pitch — 115mm Wide

Part No.	Sugg. List Price	Product No.	No. of Teeth	Pitch Length (In.)	Wt. Ea. (Lbs.)
2000-20M-115	\$1066.74	9293-0700	100	78.74	6.00
2500-20M-115	1254.01	9293-0702	125	98.43	8.00
3400-20M-115	1628.31	9293-0703	170	133.86	11.00
3800-20M-115	1782.17	9293-0704	190	149.61	12.00
4200-20M-115	2047.09	9293-0705	210	165.35	13.00
4600-20M-115	2206.28	9293-0706	230	181.10	15.00
5000-20M-115	2365.65	9293-0707	250	196.85	16.00
5200-20M-115	2455.65	9293-0708	260	204.72	16.00

Part No.	Sugg. List Price	Product No.	No. of Teeth	Pitch Length (In.)	Wt. Ea. (Lbs.)
5400-20M-115	\$2555.46	9293-0709	270	212.60	17.00
5600-20M-115	2645.97	9293-0710	280	220.47	18.00
5800-20M-115	2744.43	9293-0711	290	228.35	18.00
6000-20M-115	2846.57	9293-0775	300	236.22	19.00
6200-20M-115	2933.17	9293-0712	310	244.09	20.00
6400-20M-115	3025.00	9293-0713	320	251.97	20.00
6600-20M-115	3122.56	9293-0714	330	259.84	21.00

20mm Pitch — 170mm Wide

Part No.	Sugg. List Price	Product No.	No. of Teeth	Pitch Length (In.)	Wt. Ea. (Lbs.)
2000-20M-170	\$1553.19	9293-0715	100	78.74	9.00
2500-20M-170	1823.66	9293-0717	125	98.43	11.00
3400-20M-170	2374.81	9293-0718	170	133.86	16.00
3800-20M-170	2679.33	9293-0719	190	149.61	18.00
4200-20M-170	2989.79	9293-0720	210	165.35	20.00
4600-20M-170	3190.24	9293-0721	230	181.10	21.00
5000-20M-170	3378.06	9293-0722	250	196.85	23.00
5200-20M-170	3520.18	9293-0723	260	204.72	24.00

Part No.	Sugg. List Price	Product No.	No. of Teeth	Pitch Length (In.)	Wt. Ea. (Lbs.)
5400-20M-170	\$3663.51	9293-0724	270	212.60	25.00
5600-20M-170	3793.12	9293-0725	280	220.47	26.00
5800-20M-170	3934.38	9293-0726	290	228.35	27.00
6000-20M-170	4083.13	9293-0776	300	236.22	28.00
6200-20M-170	4204.85	9293-0727	310	244.09	29.00
6400-20M-170	4336.25	9293-0728	320	251.97	30.00
6600-20M-170	4476.16	9293-0729	330	259.84	31.00

20mm Pitch — 230mm Wide

Part No.	Sugg. List Price	Product No.	No. of Teeth	Pitch Length (In.)	Wt. Ea. (Lbs.)
2000-20M-230	\$2101.36	9293-0730	100	78.74	12.00
2500-20M-230	2467.37	9293-0732	125	98.43	15.00
3400-20M-230	3213.00	9293-0733	170	133.86	22.00
3800-20M-230	3624.98	9293-0734	190	149.61	24.00
4200-20M-230	4045.03	9293-0735	210	165.35	27.00
4600-20M-230	4316.35	9293-0736	230	181.10	29.00
5000-20M-230	4587.67	9293-0737	250	196.85	32.00
5200-20M-230	4762.59	9293-0738	260	204.72	33.00

Part No.	Sugg. List Price	Product No.	No. of Teeth	Pitch Length (In.)	Wt. Ea. (Lbs.)
5400-20M-230	\$4956.43	9293-0739	270	212.60	34.00
5600-20M-230	5131.88	9293-0740	280	220.47	35.00
5800-20M-230	5323.09	9293-0741	290	228.35	37.00
6000-20M-230	5524.07	9293-0777	300	236.22	38.00
6200-20M-230	5688.88	9293-0742	310	244.09	39.00
6400-20M-230	5866.70	9293-0743	320	251.97	40.00
6600-20M-230	6055.95	9293-0744	330	259.84	42.00

20mm Pitch — 290mm Wide

Part No.	Sugg. List Price	Product No.	No. of Teeth	Pitch Length (In.)	Wt. Ea. (Lbs.)
2000-20M-290	\$2642.28	9293-0745	100	78.74	16.00
2500-20M-290	3110.85	9293-0747	125	98.43	20.00
3400-20M-290	4051.22	9293-0748	170	133.86	27.00
3800-20M-290	4570.63	9293-0749	190	149.61	30.00
4200-20M-290	5100.30	9293-0750	210	165.35	34.00
4600-20M-290	5442.25	9293-0751	230	181.10	37.00
5000-20M-290	5784.43	9293-0752	250	196.85	40.00
5200-20M-290	6005.00	9293-0753	260	204.72	41.00

Part No.	Sugg. List Price	Product No.	No. of Teeth	Pitch Length (In.)	Wt. Ea. (Lbs.)
5400-20M-290	\$6249.50	9293-0754	270	212.60	43.00
5600-20M-290	6470.64	9293-0755	280	220.47	44.00
5800-20M-290	6711.59	9293-0756	290	228.35	46.00
6000-20M-290	6965.42	9293-0778	300	236.22	48.00
6200-20M-290	7172.93	9293-0757	310	244.09	50.00
6400-20M-290	7397.13	9293-0758	320	251.97	51.00
6600-20M-290	7635.76	9293-0759	330	259.84	53.00

Prices Subject To Change Without Notice





PowerGrip® GT® 2/HTD® Belts (continued)

Product No. Series 9293 (continued)

20mm Pitch — 340mm Wide

Part No.	Sugg. List Price	Product No.	No. of Teeth	Pitch Length (In.)	Wt. Ea. (Lbs.)
2000-20M-340	\$3106.40	9293-0760	100	78.74	19.00
2500-20M-340	3647.32	9293-0762	125	98.43	24.00
3400-20M-340	4749.60	9293-0763	170	133.86	32.00
3800-20M-340	5358.63	9293-0764	190	149.61	35.00
4200-20M-340	5979.56	9293-0765	210	165.35	39.00
4600-20M-340	6380.68	9293-0766	230	181.10	43.00
5000-20M-340	6781.80	9293-0767	250	196.85	47.00
5200-20M-340	7040.35	9293-0768	260	204.72	49.00

Part No.	Sugg. List Price	Product No.	No. of Teeth	Pitch Length (In.)	Wt. Ea. (Lbs.)
5400-20M-340	\$7326.99	9293-0769	270	212.60	51.00
5600-20M-340	7586.27	9293-0770	280	220.47	52.00
5800-20M-340	7868.77	9293-0771	290	228.35	54.00
6000-20M-340	8166.27	9293-0779	300	236.22	56.00
6200-20M-340	8409.69	9293-0772	310	244.09	58.00
6400-20M-340	8672.49	9293-0773	320	251.97	60.00
6600-20M-340	8952.33	9293-0774	330	259.84	62.00

POWERGRIP GT2/HTD BELTS

Prices Subject To Change Without Notice





PowerGrip® HTD® Belts

Product No. Series 9293

3mm Pitch — 6mm Wide

Part No.	Sugg. List Price	Product No.	No. of Teeth	Pitch Length (In.)	Wt. Ea. (Lbs.)
150-3M-06	\$4.73	9293-0300	50	5.91	.01
159-3M-06	4.85	9293-0301	53	6.26	.01
168-3M-06	4.85	9293-0302	56	6.61	.01
177-3M-06	4.85	9293-0303	59	6.97	.01
189-3M-06	5.00	9293-0304	63	7.44	.01
201-3M-06	5.00	9293-0305	67	7.91	.01
213-3M-06	5.12	9293-0306	71	8.39	.01
225-3M-06	5.12	9293-0307	75	8.86	.01
240-3M-06	5.25	9293-0308	80	9.45	.01
252-3M-06	5.25	9293-0309	84	9.92	.01
255-3M-06	5.45	9293-0310	85	10.04	.01
267-3M-06	5.45	9293-0311	89	10.51	.01
285-3M-06	5.59	9293-0312	95	11.22	.01
300-3M-06	5.59	9293-0313	100	11.81	.01
312-3M-06	5.71	9293-0314	104	12.28	.01
318-3M-06	5.71	9293-0315	106	12.52	.01
339-3M-06	5.86	9293-0316	113	13.35	.01
357-3M-06	6.05	9293-0317	119	14.06	.01
363-3M-06	6.05	9293-0318	121	14.29	.01
384-3M-06	6.17	9293-0319	128	15.12	.01
390-3M-06	6.17	9293-0320	130	15.35	.01
399-3M-06	6.17	9293-0321	133	15.71	.01

Part No.	Sugg. List Price	Product No.	No. of Teeth	Pitch Length (In.)	Wt. Ea. (Lbs.)
420-3M-06	\$6.29	9293-0322	140	16.54	.01
447-3M-06	6.44	9293-0323	149	17.60	.01
474-3M-06	6.56	9293-0324	158	18.66	.01
486-3M-06	6.78	9293-0325	162	19.13	.02
501-3M-06	6.78	9293-0326	167	19.72	.02
513-3M-06	6.91	9293-0327	171	20.20	.02
531-3M-06	6.91	9293-0328	177	20.91	.02
564-3M-06	7.18	9293-0329	188	22.20	.02
597-3M-06	7.37	9293-0330	199	23.50	.02
633-3M-06	7.52	9293-0331	211	24.92	.02
669-3M-06	7.77	9293-0332	223	26.34	.02
711-3M-06	7.90	9293-0333	237	27.99	.02
753-3M-06	8.16	9293-0334	251	29.65	.02
795-3M-06	8.52	9293-0335	265	31.30	.02
843-3M-06	8.78	9293-0336	281	33.19	.02
882-3M-06	8.96	9293-0337	294	34.72	.02
945-3M-06	9.36	9293-0338	315	37.20	.02
1002-3M-06	9.70	9293-0339	334	39.45	.02
1062-3M-06	9.97	9293-0340	354	41.81	.02
1125-3M-06	10.44	9293-0341	375	44.29	.03
1191-3M-06	10.71	9293-0342	397	46.89	.03
1263-3M-06	11.09	9293-0343	421	49.72	.04

3mm Pitch — 9mm Wide

Part No.	Sugg. List Price	Product No.	No. of Teeth	Pitch Length (In.)	Wt. Ea. (Lbs.)
150-3M-09	\$6.17	9293-0344	50	5.91	.01
159-3M-09	6.38	9293-0345	53	6.26	.01
168-3M-09	6.38	9293-0346	56	6.61	.01
177-3M-09	6.38	9293-0347	59	6.97	.01
189-3M-09	6.65	9293-0348	63	7.44	.01
201-3M-09	6.65	9293-0349	67	7.91	.01
213-3M-09	6.84	9293-0350	71	8.39	.01
225-3M-09	6.84	9293-0351	75	8.86	.01
240-3M-09	6.84	9293-0352	80	9.45	.01
252-3M-09	6.84	9293-0353	84	9.92	.01
255-3M-09	7.25	9293-0354	85	10.04	.01
267-3M-09	7.25	9293-0355	89	10.51	.01
285-3M-09	7.52	9293-0356	95	11.22	.01
300-3M-09	7.52	9293-0357	100	11.81	.02
312-3M-09	7.64	9293-0358	104	12.28	.02
318-3M-09	7.64	9293-0359	106	12.52	.02
339-3M-09	7.90	9293-0360	113	13.35	.02
357-3M-09	8.10	9293-0361	119	14.06	.02
363-3M-09	8.10	9293-0362	121	14.29	.02
384-3M-09	8.31	9293-0363	128	15.12	.02
390-3M-09	8.31	9293-0364	130	15.35	.02
399-3M-09	8.31	9293-0365	133	15.71	.02

Part No.	Sugg. List Price	Product No.	No. of Teeth	Pitch Length (In.)	Wt. Ea. (Lbs.)
420-3M-09	\$8.57	9293-0366	140	16.54	.02
447-3M-09	8.69	9293-0367	149	17.60	.02
474-3M-09	8.96	9293-0368	158	18.66	.02
486-3M-09	9.17	9293-0369	162	19.13	.03
501-3M-09	9.17	9293-0370	167	19.72	.03
513-3M-09	9.36	9293-0371	171	20.20	.03
531-3M-09	9.36	9293-0372	177	20.91	.03
564-3M-09	9.84	9293-0373	188	22.20	.03
597-3M-09	9.97	9293-0374	199	23.50	.03
633-3M-09	10.23	9293-0375	211	24.92	.03
669-3M-09	10.64	9293-0376	223	26.34	.03
711-3M-09	10.90	9293-0377	237	27.99	.04
753-3M-09	11.29	9293-0378	251	29.65	.04
795-3M-09	11.72	9293-0379	265	31.30	.04
843-3M-09	12.15	9293-0380	281	33.19	.04
882-3M-09	12.30	9293-0381	294	34.72	.05
945-3M-09	12.95	9293-0382	315	37.20	.05
1002-3M-09	13.42	9293-0383	334	39.45	.05
1062-3M-09	13.81	9293-0384	354	41.81	.05
1125-3M-09	14.48	9293-0385	375	44.29	.06
1191-3M-09	14.86	9293-0386	397	46.89	.06
1263-3M-09	15.56	9293-0387	421	49.72	.07

Prices Subject To Change Without Notice





PowerGrip® HTD® Belts (continued)

Product No. Series 9293 (continued)

3mm Pitch — 15mm Wide

Part No.	Sugg. List Price	Product No.	No. of Teeth	Pitch Length (In.)	Wt. Ea. (Lbs.)
150-3M-15	\$10.07	9293-0388	50	5.91	.01
159-3M-15	10.44	9293-0389	53	6.26	.01
168-3M-15	10.44	9293-0390	56	6.61	.01
177-3M-15	10.44	9293-0391	59	6.97	.01
189-3M-15	10.81	9293-0392	63	7.44	.02
201-3M-15	10.81	9293-0393	67	7.91	.02
213-3M-15	11.17	9293-0394	71	8.39	.02
225-3M-15	11.17	9293-0395	75	8.86	.02
240-3M-15	11.60	9293-0396	80	9.45	.02
252-3M-15	11.60	9293-0397	84	9.92	.02
255-3M-15	11.91	9293-0398	85	10.04	.02
267-3M-15	11.91	9293-0399	89	10.51	.02
285-3M-15	12.28	9293-0400	95	11.22	.02
300-3M-15	12.28	9293-0401	100	11.81	.03
312-3M-15	12.64	9293-0402	104	12.28	.03
318-3M-15	12.64	9293-0403	106	12.52	.03
339-3M-15	13.01	9293-0404	113	13.35	.03
357-3M-15	13.45	9293-0405	119	14.06	.03
363-3M-15	13.45	9293-0406	121	14.29	.03
384-3M-15	13.83	9293-0407	128	15.12	.03
390-3M-15	13.83	9293-0408	130	15.35	.03
399-3M-15	13.83	9293-0409	133	15.71	.03

Part No.	Sugg. List Price	Product No.	No. of Teeth	Pitch Length (In.)	Wt. Ea. (Lbs.)
420-3M-15	\$14.11	9293-0410	140	16.54	.04
447-3M-15	14.48	9293-0411	149	17.60	.04
474-3M-15	14.85	9293-0412	158	18.66	.04
486-3M-15	15.31	9293-0413	162	19.13	.04
501-3M-15	15.31	9293-0414	167	19.72	.04
513-3M-15	15.68	9293-0415	171	20.20	.04
531-3M-15	15.68	9293-0416	177	20.91	.05
564-3M-15	16.35	9293-0417	188	22.20	.05
597-3M-15	16.72	9293-0418	199	23.50	.05
633-3M-15	17.16	9293-0419	211	24.92	.05
669-3M-15	17.90	9293-0420	223	26.34	.06
711-3M-15	18.27	9293-0421	237	27.99	.06
753-3M-15	19.01	9293-0422	251	29.65	.06
795-3M-15	19.73	9293-0423	265	31.30	.07
843-3M-15	20.42	9293-0424	281	33.19	.07
882-3M-15	20.84	9293-0425	294	34.72	.08
945-3M-15	21.95	9293-0426	315	37.20	.08
1002-3M-15	22.71	9293-0427	334	39.45	.09
1062-3M-15	23.44	9293-0428	354	41.81	.09
1125-3M-15	24.64	9293-0429	375	44.29	.10
1191-3M-15	25.29	9293-0430	397	46.89	.10
1263-3M-15	26.48	9293-0431	421	49.72	.11

5mm Pitch — 9mm Wide

Part No.	Sugg. List Price	Product No.	No. of Teeth	Pitch Length (In.)	Wt. Ea. (Lbs.)
350-5M-09	\$10.43	9293-0500	70	13.78	.03
375-5M-09	10.74	9293-0501	75	14.76	.03
400-5M-09	11.08	9293-0502	80	15.75	.03
425-5M-09	11.32	9293-0503	85	16.73	.04
450-5M-09	11.66	9293-0504	90	17.72	.04
475-5M-09	12.00	9293-0505	95	18.70	.04
500-5M-09	12.34	9293-0506	100	19.69	.04
535-5M-09	12.92	9293-0507	107	21.06	.05
565-5M-09	13.28	9293-0508	113	22.24	.05
600-5M-09	13.53	9293-0509	120	23.62	.05
635-5M-09	14.15	9293-0510	127	25.00	.06
670-5M-09	14.55	9293-0511	134	26.38	.06
710-5M-09	14.82	9293-0512	142	27.95	.06
740-5M-09	15.41	9293-0513	148	29.13	.06
800-5M-09	16.06	9293-0514	160	31.50	.07
850-5M-09	16.67	9293-0515	170	33.46	.07

Part No.	Sugg. List Price	Product No.	No. of Teeth	Pitch Length (In.)	Wt. Ea. (Lbs.)
890-5M-09	\$17.34	9293-0516	178	35.04	.08
950-5M-09	17.92	9293-0517	190	37.40	.08
1000-5M-09	18.60	9293-0518	200	39.37	.09
1050-5M-09	19.21	9293-0519	210	41.34	.09
1125-5M-09	20.14	9293-0520	225	44.29	.10
1195-5M-09	21.12	9293-0521	239	47.05	.10
1270-5M-09	22.08	9293-0522	254	50.00	.11
1420-5M-09	23.28	9293-0523	284	55.91	.12
1595-5M-09	25.78	9293-0524	319	62.80	.14
1690-5M-09	27.05	9293-0525	338	66.54	.14
1790-5M-09	28.29	9293-0526	358	70.47	.16
1895-5M-09	29.56	9293-0527	379	74.61	.16
2000-5M-09	30.82	9293-0528	400	78.74	.17
2250-5M-09	34.18	9293-0529	450	88.58	.18
2525-5M-09	38.34	9293-0530	505	99.40	.19

Prices Subject To Change Without Notice





PowerGrip® HTD® Belts (continued)

Product No. Series 9293 (continued)

5mm Pitch — 15mm Wide

Part No.	Sugg. List Price	Product No.	No. of Teeth	Pitch Length (In.)	Wt. Ea. (Lbs.)
350-5M-15	\$15.86	9293-0531	70	13.78	.05
375-5M-15	16.40	9293-0532	75	14.76	.06
400-5M-15	16.95	9293-0533	80	15.75	.06
425-5M-15	17.47	9293-0534	85	16.73	.06
450-5M-15	18.02	9293-0535	90	17.72	.07
475-5M-15	18.56	9293-0536	95	18.70	.07
500-5M-15	19.15	9293-0537	100	19.69	.07
535-5M-15	20.23	9293-0538	107	21.06	.08
565-5M-15	20.65	9293-0539	113	22.24	.08
600-5M-15	21.30	9293-0540	120	23.62	.09
635-5M-15	22.38	9293-0541	127	25.00	.09
670-5M-15	23.00	9293-0542	134	26.38	.10
710-5M-15	23.48	9293-0543	142	27.95	.10
740-5M-15	24.61	9293-0544	148	29.13	.11
800-5M-15	25.68	9293-0545	160	31.50	.12
850-5M-15	26.76	9293-0546	170	33.46	.12

Part No.	Sugg. List Price	Product No.	No. of Teeth	Pitch Length (In.)	Wt. Ea. (Lbs.)
890-5M-15	\$27.83	9293-0547	178	35.04	.13
950-5M-15	28.91	9293-0548	190	37.40	.14
1000-5M-15	30.05	9293-0549	200	39.37	.15
1050-5M-15	31.11	9293-0550	210	41.34	.15
1125-5M-15	32.74	9293-0551	225	44.29	.16
1195-5M-15	34.35	9293-0552	239	47.05	.17
1270-5M-15	36.03	9293-0553	254	50.00	.19
1420-5M-15	38.18	9293-0554	284	55.91	.21
1595-5M-15	42.56	9293-0555	319	62.80	.23
1690-5M-15	44.69	9293-0556	338	66.54	.24
1790-5M-15	46.92	9293-0557	358	70.47	.26
1895-5M-15	49.13	9293-0558	379	74.61	.28
2000-5M-15	51.02	9293-0559	400	78.74	.28
2250-5M-15	56.74	9293-0560	450	88.58	.30
2525-5M-15	62.17	9293-0561	505	99.40	.32

5mm Pitch — 25mm Wide

Part No.	Sugg. List Price	Product No.	No. of Teeth	Pitch Length (In.)	Wt. Ea. (Lbs.)
350-5M-25	\$25.17	9293-0562	70	13.78	.09
375-5M-25	26.15	9293-0563	75	14.76	.09
400-5M-25	27.00	9293-0564	80	15.75	.10
425-5M-25	27.96	9293-0565	85	16.73	.10
450-5M-25	28.92	9293-0566	90	17.72	.11
475-5M-25	29.83	9293-0567	95	18.70	.12
500-5M-25	30.76	9293-0568	100	19.69	.12
535-5M-25	32.60	9293-0569	107	21.06	.13
565-5M-25	33.54	9293-0570	113	22.24	.14
600-5M-25	34.50	9293-0571	120	23.62	.15
635-5M-25	36.38	9293-0572	127	25.00	.16
670-5M-25	37.32	9293-0573	134	26.38	.16
710-5M-25	38.21	9293-0574	142	27.95	.17
740-5M-25	40.11	9293-0575	148	29.13	.18
800-5M-25	41.98	9293-0576	160	31.50	.20
850-5M-25	43.83	9293-0577	170	33.46	.21

Part No.	Sugg. List Price	Product No.	No. of Teeth	Pitch Length (In.)	Wt. Ea. (Lbs.)
890-5M-25	\$45.70	9293-0578	178	35.04	.22
950-5M-25	47.63	9293-0579	190	37.40	.23
1000-5M-25	49.44	9293-0580	200	39.37	.24
1050-5M-25	51.31	9293-0581	210	41.34	.26
1125-5M-25	54.17	9293-0582	225	44.29	.27
1195-5M-25	56.91	9293-0583	239	47.05	.28
1270-5M-25	59.79	9293-0584	254	50.00	.31
1420-5M-25	63.46	9293-0585	284	55.91	.34
1595-5M-25	70.95	9293-0586	319	62.84	.39
1690-5M-25	74.67	9293-0587	338	66.54	.41
1790-5M-25	78.39	9293-0588	358	70.47	.43
1895-5M-25	82.15	9293-0589	379	74.61	.46
2000-5M-25	85.88	9293-0590	400	78.74	.47
2250-5M-25	95.21	9293-0591	450	88.58	.50
2525-5M-25	104.59	9293-0592	505	99.40	.53

Prices Subject To Change Without Notice



POWERGRIP HTD BELTS



PowerGrip® Timing Belts

Markets/Applications

- Office Machines
- Machine Tools
- Postage Handling Equipment
- Sewing Machines
- Vending Machines
- Agriculture
- Outdoor Power Equipment
- Wood & Paper
- Sand & Gravel
- Oil Fields
- Food Processing
- HVAC

Features/Advantages

- Compact Drive
- Light Weight
- Eliminates Lubrication
- Requires Minimal Maintenance
- Corrosion and Abrasion Resistant
- Precision Registration
- Precise Fit
- Low Noise

How to Describe and Order

Specify the quantity required followed by the part number.

Gates PowerGrip Timing belts are measured by:

Length— The length of a PowerGrip Timing Belt is shown in the first part of the belt designation. This first number is the pitch length in tenths of inches. A **300L075** is a belt 30.0" in pitch length.

Pitch— The pitch of a PowerGrip Timing Belt is the distance from center to center of the teeth (in inches). It is shown in the second part of the belt designation by a letter or letters.

Letters correspond to pitches as follows:

- MXL = Mini Extra Light = 0.080" pitch
- XL = Extra Light = 0.200" pitch
- L = Light = 0.375" pitch
- H = Heavy = 0.500" pitch
- XH = Extra Heavy = 0.875" pitch
- XXH = Double Extra Heavy = 1.250" pitch

A 300L075 belt is a belt with a 0.375" pitch.

Width— The width of a PowerGrip Timing Belt is shown in the last part of the belt designation. This last number indicates the width. A 300L**075** is a belt 3/4" wide.



Product No. Series 9257

2/25" Pitch (.080"/MXL) — 1/8" Wide

Part No.	Sugg. List Price	Product No.	No. of Teeth	Pitch Length (In.)	Wt. Ea. (Lbs.)
36MXL012	\$2.07	9257-0119	45	3.60	.01
40MXL012	2.17	9257-0120	50	4.00	.01
44MXL012	2.17	9257-0121	55	4.40	.01
48MXL012	2.17	9257-0122	60	4.80	.01
56MXL012	2.23	9257-0104	70	5.60	.01
64MXL012	2.23	9257-0105	80	6.40	.01
68MXL012	2.23	9257-0123	85	6.80	.01
72MXL012	2.30	9257-0106	90	7.20	.01
76MXL012	2.30	9257-0124	95	7.60	.01
80MXL012	2.38	9257-0107	100	8.00	.01
88MXL012	2.38	9257-0108	110	8.80	.01
96MXL012	2.42	9257-0100	120	9.60	.01
104MXL012	2.48	9257-0109	130	10.40	.01

Part No.	Sugg. List Price	Product No.	No. of Teeth	Pitch Length (In.)	Wt. Ea. (Lbs.)
112MXL012	\$2.48	9257-0110	140	11.20	.01
120MXL012	2.57	9257-0111	150	12.00	.01
132MXL012	2.66	9257-0125	165	13.20	.01
140MXL012	2.68	9257-0112	175	14.00	.01
152MXL012	2.81	9257-0126	190	15.20	.01
160MXL012	2.83	9257-0113	200	16.00	.01
168MXL012	2.85	9257-0127	210	16.80	.01
180MXL012	2.88	9257-0114	225	18.00	.01
200MXL012	3.03	9257-0115	250	20.00	.01
208MXL012	3.03	9257-0116	260	20.80	.01
236MXL012	3.20	9257-0128	295	23.60	.01
240MXL012	3.24	9257-0117	300	24.00	.01
320MXL012	3.63	9257-0118	400	32.00	.01

2/25" Pitch (.080"/MXL) — 3/16" Wide

Part No.	Sugg. List Price	Product No.	No. of Teeth	Pitch Length (In.)	Wt. Ea. (Lbs.)
36MXL019	\$2.59	9257-0219	45	3.60	.01
40MXL019	2.63	9257-0220	50	4.00	.01
44MXL019	2.63	9257-0221	55	4.40	.01
48MXL019	2.63	9257-0222	60	4.80	.01
56MXL019	2.68	9257-0204	70	5.60	.01

Part No.	Sugg. List Price	Product No.	No. of Teeth	Pitch Length (In.)	Wt. Ea. (Lbs.)
64MXL019	\$2.81	9257-0205	80	6.40	.01
68MXL019	2.81	9257-0223	85	6.80	.01
72MXL019	2.90	9257-0206	90	7.20	.01
76MXL019	2.90	9257-0224	95	7.60	.01
80MXL019	2.98	9257-0207	100	8.00	.01

Prices Subject To Change Without Notice





PowerGrip® Timing Belts (continued)

Product No. Series 9257 (continued)

2/25" Pitch (.080"/MXL) — 3/16" Wide (continued)

Part No.	Sugg. List Price	Product No.	No. of Teeth	Pitch Length (In.)	Wt. Ea. (Lbs.)
88MXL019	\$2.98	9257-0208	110	8.80	.01
96MXL019	3.03	9257-0200	120	9.60	.01
104MXL019	3.09	9257-0209	130	10.40	.01
112MXL019	3.18	9257-0210	140	11.20	.01
120MXL019	3.24	9257-0211	150	12.00	.01
132MXL019	3.31	9257-0225	165	13.20	.01
140MXL019	3.39	9257-0212	175	14.00	.01
152MXL019	3.53	9257-0226	190	15.20	.01

Part No.	Sugg. List Price	Product No.	No. of Teeth	Pitch Length (In.)	Wt. Ea. (Lbs.)
160MXL019	\$3.61	9257-0213	200	16.00	.01
168MXL019	3.61	9257-0227	210	16.80	.01
180MXL019	3.69	9257-0214	225	18.00	.01
200MXL019	3.84	9257-0215	250	20.00	.01
208MXL019	3.84	9257-0216	260	20.80	.01
236MXL019	4.11	9257-0228	295	23.60	.01
240MXL019	4.19	9257-0217	300	24.00	.01
320MXL019	4.80	9257-0218	400	32.00	.01

2/25" Pitch (.080"/MXL) — 1/4" Wide

Part No.	Sugg. List Price	Product No.	No. of Teeth	Pitch Length (In.)	Wt. Ea. (Lbs.)
36MXL025	\$3.39	9257-0319	45	3.60	.01
40MXL025	3.44	9257-0320	50	4.00	.01
44MXL025	3.44	9257-0321	55	4.40	.01
48MXL025	3.44	9257-0322	60	4.80	.01
56MXL025	3.61	9257-0304	70	5.60	.01
64MXL025	3.72	9257-0305	80	6.40	.01
68MXL025	3.72	9257-0323	85	6.80	.01
72MXL025	3.81	9257-0306	90	7.20	.01
76MXL025	3.81	9257-0324	95	7.60	.01
80MXL025	3.89	9257-0307	100	8.00	.01
88MXL025	3.89	9257-0308	110	8.80	.01
96MXL025	4.00	9257-0300	120	9.60	.01
104MXL025	4.15	9257-0309	130	10.40	.01

Part No.	Sugg. List Price	Product No.	No. of Teeth	Pitch Length (In.)	Wt. Ea. (Lbs.)
112MXL025	\$4.24	9257-0310	140	11.20	.01
120MXL025	4.35	9257-0311	150	12.00	.01
132MXL025	4.49	9257-0325	165	13.20	.01
140MXL025	4.60	9257-0312	175	14.00	.01
152MXL025	4.74	9257-0326	190	15.20	.01
160MXL025	4.83	9257-0313	200	16.00	.01
168MXL025	4.83	9257-0327	210	16.80	.01
180MXL025	5.00	9257-0314	225	18.00	.01
200MXL025	5.25	9257-0315	250	20.00	.01
208MXL025	5.25	9257-0316	260	20.80	.01
236MXL025	5.66	9257-0328	295	23.60	.01
240MXL025	5.71	9257-0317	300	24.00	.01
320MXL025	6.62	9257-0318	400	32.00	.01

1/5" Pitch (.200"/XL) — 1/4" Wide

Part No.	Sugg. List Price	Product No.	No. of Teeth	Pitch Length (In.)	Wt. Ea. (Lbs.)
50XL025	\$3.61	9257-1121	25	5.00	.01
60XL025	3.72	9257-1100	30	6.00	.01
70XL025	3.81	9257-1101	35	7.00	.01
80XL025	3.89	9257-1102	40	8.00	.01
90XL025	4.00	9257-1103	45	9.00	.01
100XL025	4.15	9257-1104	50	10.00	.01
110XL025	4.24	9257-1105	55	11.00	.01
120XL025	4.35	9257-1106	60	12.00	.01
130XL025	4.49	9257-1107	65	13.00	.01
140XL025	4.60	9257-1108	70	14.00	.01
150XL025	4.74	9257-1109	75	15.00	.01
160XL025	4.83	9257-1110	80	16.00	.01
170XL025	4.90	9257-1111	85	17.00	.01
180XL025	5.00	9257-1112	90	18.00	.02
190XL025	5.15	9257-1113	95	19.00	.02
200XL025	5.25	9257-1114	100	20.00	.02
210XL025	5.36	9257-1115	105	21.00	.02
220XL025	5.45	9257-1116	110	22.00	.02
230XL025	5.66	9257-1117	115	23.00	.02
240XL025	5.71	9257-1118	120	24.00	.02
250XL025	5.81	9257-1119	125	25.00	.02

Part No.	Sugg. List Price	Product No.	No. of Teeth	Pitch Length (In.)	Wt. Ea. (Lbs.)
260XL025	\$5.91	9257-1120	130	26.00	.02
280XL025	6.21	9257-1122	140	28.00	.02
290XL025	6.27	9257-1123	145	29.00	.03
300XL025	6.42	9257-1124	150	30.00	.03
310XL025	6.51	9257-1125	155	31.00	.03
330XL025	6.73	9257-1126	165	33.00	.03
340XL025	6.87	9257-1127	170	34.00	.03
350XL025	6.99	9257-1128	175	35.00	.03
370XL025	7.19	9257-1129	185	37.00	.04
380XL025	7.29	9257-1130	190	38.00	.04
390XL025	7.44	9257-1131	195	39.00	.04
400XL025	7.54	9257-1132	200	40.00	.04
420XL025	7.75	9257-1133	210	42.00	.05
450XL025	8.11	9257-1134	225	45.00	.05
460XL025	8.20	9257-1135	230	46.00	.05
480XL025	8.45	9257-1136	240	48.00	.05
500XL025	8.67	9257-1137	250	50.00	.05
570XL025	9.89	9257-1138	285	57.00	.05
630XL025	10.90	9257-1139	315	63.00	.05
770XL025	13.35	9257-1140	385	77.00	.06

Prices Subject To Change Without Notice





PowerGrip® Timing Belts (continued)

Product No. Series 9257 (continued)

1/5" Pitch (.200"/XL) — 3/8" Wide

Part No.	Sugg. List Price	Product No.	No. of Teeth	Pitch Length (In.)	Wt. Ea. (Lbs.)
50XL037	\$4.74	9257-1321	25	5.00	.01
60XL037	4.85	9257-1300	30	6.00	.01
70XL037	5.06	9257-1301	35	7.00	.01
80XL037	5.21	9257-1302	40	8.00	.01
90XL037	5.36	9257-1303	45	9.00	.01
100XL037	5.51	9257-1304	50	10.00	.01
110XL037	5.71	9257-1305	55	11.00	.01
120XL037	5.81	9257-1306	60	12.00	.02
130XL037	6.01	9257-1307	65	13.00	.02
140XL037	6.16	9257-1308	70	14.00	.02
150XL037	6.31	9257-1309	75	15.00	.02
160XL037	6.51	9257-1310	80	16.00	.02
170XL037	6.62	9257-1311	85	17.00	.02
180XL037	6.82	9257-1312	90	18.00	.02
190XL037	6.98	9257-1313	95	19.00	.02
200XL037	7.13	9257-1314	100	20.00	.03
210XL037	7.28	9257-1315	105	21.00	.03
220XL037	7.48	9257-1316	110	22.00	.03
230XL037	7.58	9257-1317	115	23.00	.03
240XL037	7.78	9257-1318	120	24.00	.03
250XL037	7.93	9257-1319	125	25.00	.03

Part No.	Sugg. List Price	Product No.	No. of Teeth	Pitch Length (In.)	Wt. Ea. (Lbs.)
260XL037	\$8.09	9257-1320	130	26.00	.03
280XL037	8.52	9257-1322	140	28.00	.04
290XL037	8.67	9257-1323	145	29.00	.04
300XL037	8.82	9257-1324	150	30.00	.04
310XL037	8.97	9257-1325	155	31.00	.04
330XL037	9.32	9257-1326	165	33.00	.04
340XL037	9.42	9257-1327	170	34.00	.04
350XL037	9.62	9257-1328	175	35.00	.05
370XL037	9.93	9257-1329	185	37.00	.05
380XL037	10.14	9257-1330	190	38.00	.05
390XL037	10.29	9257-1331	195	39.00	.05
400XL037	10.45	9257-1332	200	40.00	.05
420XL037	10.80	9257-1333	210	42.00	.06
450XL037	11.25	9257-1334	225	45.00	.06
460XL037	11.41	9257-1335	230	46.00	.06
480XL037	11.71	9257-1336	240	48.00	.06
500XL037	12.08	9257-1337	250	50.00	.07
570XL037	13.76	9257-1338	285	57.00	.07
630XL037	15.20	9257-1339	315	63.00	.08
770XL037	18.59	9257-1340	385	77.00	.09

3/8" Pitch (.375"/L) — 1/2" Wide

Part No.	Sugg. List Price	Product No.	No. of Teeth	Pitch Length (In.)	Wt. Ea. (Lbs.)
124L050	\$9.70	9257-2100	33	12.38	.03
135L050	10.14	9257-2120	36	13.50	.04
150L050	10.71	9257-2101	40	15.00	.04
165L050	11.10	9257-2121	44	16.50	.05
187L050	11.67	9257-2102	50	18.75	.05
195L050	12.13	9257-2122	52	19.50	.05
210L050	12.69	9257-2103	56	21.00	.05
225L050	13.04	9257-2104	60	22.50	.05
240L050	13.70	9257-2105	64	24.00	.06
255L050	13.99	9257-2106	68	25.50	.06
270L050	14.66	9257-2107	72	27.00	.06
285L050	15.01	9257-2108	76	28.50	.07
300L050	15.66	9257-2109	80	30.00	.07
315L050	16.09	9257-2123	84	31.50	.08

Part No.	Sugg. List Price	Product No.	No. of Teeth	Pitch Length (In.)	Wt. Ea. (Lbs.)
322L050	\$16.32	9257-2110	86	32.25	.08
345L050	16.97	9257-2111	92	34.50	.08
367L050	17.58	9257-2112	98	36.75	.09
390L050	18.59	9257-2113	104	39.00	.09
420L050	19.55	9257-2114	112	42.00	.10
450L050	20.56	9257-2115	120	45.00	.11
480L050	21.58	9257-2116	128	48.00	.12
510L050	22.23	9257-2117	136	51.00	.13
540L050	23.54	9257-2118	144	54.00	.13
600L050	25.51	9257-2119	160	60.00	.15
660L050	27.70	9257-2124	176	66.00	.15
817L050	32.39	9257-2125	218	81.75	.15
900L050	35.65	9257-2126	240	90.00	.17

POWERGRIP TIMING BELTS

Prices Subject To Change Without Notice





PowerGrip® Timing Belts (continued)

Product No. Series 9257 (continued)

3/8" Pitch (.375"/L) — 3/4" Wide

Part No.	Sugg. List Price	Product No.	No. of Teeth	Pitch Length (In.)	Wt. Ea. (Lbs.)
124L075	\$13.79	9257-2200	33	12.38	.05
135L075	14.36	9257-2220	36	13.50	.06
150L075	15.31	9257-2201	40	15.00	.06
165L075	15.94	9257-2221	44	16.50	.06
187L075	16.82	9257-2202	50	18.75	.07
195L075	17.48	9257-2222	52	19.50	.07
210L075	18.34	9257-2203	56	21.00	.08
225L075	18.85	9257-2204	60	22.50	.08
240L075	19.85	9257-2205	64	24.00	.09
255L075	20.36	9257-2206	68	25.50	.09
270L075	21.38	9257-2207	72	27.00	.10
285L075	21.93	9257-2208	76	28.50	.10
300L075	22.89	9257-2209	80	30.00	.11
315L075	23.64	9257-2223	84	31.50	.11

Part No.	Sugg. List Price	Product No.	No. of Teeth	Pitch Length (In.)	Wt. Ea. (Lbs.)
322L075	\$23.95	9257-2210	86	32.25	.12
345L075	24.95	9257-2211	92	34.50	.13
367L075	25.97	9257-2212	98	36.75	.13
390L075	27.48	9257-2213	104	39.00	.14
420L075	29.00	9257-2214	112	42.00	.15
450L075	30.57	9257-2215	120	45.00	.16
480L075	32.08	9257-2216	128	48.00	.17
510L075	33.10	9257-2217	136	51.00	.20
540L075	35.11	9257-2218	144	54.00	.20
600L075	38.20	9257-2219	160	60.00	.23
660L075	41.56	9257-2224	176	66.00	.26
817L075	48.73	9257-2225	218	81.75	.41
900L075	53.87	9257-2226	240	90.00	.47

3/8" Pitch (.375"/L) — 1" Wide

Part No.	Sugg. List Price	Product No.	No. of Teeth	Pitch Length (In.)	Wt. Ea. (Lbs.)
124L100	\$17.68	9257-2300	33	12.38	.07
135L100	18.51	9257-2320	36	13.50	.07
150L100	19.70	9257-2301	40	15.00	.08
165L100	20.55	9257-2321	44	16.50	.09
187L100	21.77	9257-2302	50	18.75	.10
195L100	22.64	9257-2322	52	19.50	.10
210L100	23.80	9257-2303	56	21.00	.10
225L100	24.48	9257-2304	60	22.50	.11
240L100	25.87	9257-2305	64	24.00	.12
255L100	26.55	9257-2306	68	25.50	.13
270L100	27.89	9257-2307	72	27.00	.13
285L100	28.58	9257-2308	76	28.50	.14
300L100	29.96	9257-2309	80	30.00	.15
315L100	30.88	9257-2323	84	31.50	.15

Part No.	Sugg. List Price	Product No.	No. of Teeth	Pitch Length (In.)	Wt. Ea. (Lbs.)
322L100	\$31.33	9257-2310	86	32.25	.16
345L100	32.67	9257-2311	92	34.50	.17
367L100	34.03	9257-2312	98	36.75	.18
390L100	36.05	9257-2313	104	39.00	.19
420L100	38.12	9257-2314	112	42.00	.21
450L100	40.15	9257-2315	120	45.00	.22
480L100	42.22	9257-2316	128	48.00	.24
510L100	43.61	9257-2317	136	51.00	.26
540L100	46.31	9257-2318	144	54.00	.26
600L100	50.40	9257-2319	160	60.00	.31
660L100	54.92	9257-2324	176	66.00	.31
817L100	64.54	9257-2325	218	81.75	.31
900L100	71.39	9257-2326	240	90.00	.32

POWERGRIP TIMING BELTS

Prices Subject To Change Without Notice





PowerGrip® Timing Belts (continued)

Product No. Series 9257 (continued)

1/2" Pitch (.500"/H) — 3/4" Wide

Part No.	Sugg. List Price	Product No.	No. of Teeth	Pitch Length (In.)	Wt. Ea. (Lbs.)
210H075	\$19.15	9257-3125	42	21.00	.14
220H075	19.65	9257-3126	44	22.00	.14
230H075	20.22	9257-3127	46	23.00	.14
240H075	20.56	9257-3100	48	24.00	.14
270H075	22.14	9257-3101	54	27.00	.15
300H075	23.70	9257-3102	60	30.00	.17
320H075	24.95	9257-3128	64	32.00	.18
330H075	25.32	9257-3103	66	33.00	.19
340H075	26.03	9257-3129	68	34.00	.19
350H075	26.59	9257-3130	70	35.00	.19
360H075	26.88	9257-3104	72	36.00	.20
370H075	27.60	9257-3131	74	37.00	.20
390H075	28.45	9257-3105	78	39.00	.22
400H075	29.23	9257-3132	80	40.00	.22
410H075	29.74	9257-3133	82	41.00	.23
420H075	30.01	9257-3106	84	42.00	.24
450H075	31.63	9257-3107	90	45.00	.25
480H075	33.19	9257-3108	96	48.00	.27
490H075	33.97	9257-3134	98	49.00	.27
510H075	34.25	9257-3109	102	51.00	.29
540H075	36.32	9257-3110	108	54.00	.30
560H075	37.38	9257-3135	112	56.00	.32
570H075	37.38	9257-3111	114	57.00	.32

Part No.	Sugg. List Price	Product No.	No. of Teeth	Pitch Length (In.)	Wt. Ea. (Lbs.)
585H075	\$38.45	9257-3136	117	58.50	.33
600H075	39.51	9257-3112	120	60.00	.34
630H075	40.58	9257-3113	126	63.00	.35
645H075	41.64	9257-3137	129	64.50	.36
660H075	42.64	9257-3114	132	66.00	.37
700H075	44.77	9257-3115	140	70.00	.39
730H075	45.83	9257-3138	146	73.00	.40
750H075	46.89	9257-3116	150	75.00	.42
780H075	48.96	9257-3139	156	78.00	.44
800H075	50.03	9257-3117	160	80.00	.45
820H075	51.09	9257-3140	164	82.00	.46
840H075	52.15	9257-3141	168	84.00	.47
850H075	52.15	9257-3118	170	85.00	.48
900H075	55.28	9257-3119	180	90.00	.51
960H075	58.46	9257-3142	192	96.00	.54
1000H075	60.58	9257-3120	200	100.00	.56
1100H075	65.83	9257-3121	220	110.00	.62
1140H075	65.83	9257-3143	228	114.00	.67
1250H075	73.77	9257-3122	250	125.00	.70
1400H075	81.65	9257-3123	280	140.00	.79
1550H075	89.53	9257-3144	310	155.00	.89
1700H075	97.46	9257-3124	340	170.00	.95

1/2" Pitch (.500"/H) — 1" Wide

Part No.	Sugg. List Price	Product No.	No. of Teeth	Pitch Length (In.)	Wt. Ea. (Lbs.)
210H100	\$24.41	9257-3225	42	21.00	.15
220H100	25.11	9257-3226	44	22.00	.16
230H100	25.82	9257-3227	46	23.00	.17
240H100	26.53	9257-3200	48	24.00	.19
270H100	28.60	9257-3201	54	27.00	.21
300H100	30.72	9257-3202	60	30.00	.23
320H100	32.13	9257-3228	64	32.00	.24
330H100	32.79	9257-3203	66	33.00	.25
340H100	33.49	9257-3229	68	34.00	.27
350H100	34.20	9257-3230	70	35.00	.27
360H100	34.92	9257-3204	72	36.00	.28
370H100	35.63	9257-3231	74	37.00	.29
390H100	36.99	9257-3205	78	39.00	.30
400H100	37.69	9257-3232	80	40.00	.31
410H100	38.40	9257-3233	82	41.00	.31
420H100	39.11	9257-3206	84	42.00	.32
450H100	41.18	9257-3207	90	45.00	.35
480H100	43.30	9257-3208	96	48.00	.37
490H100	44.00	9257-3234	98	49.00	.38
510H100	44.71	9257-3209	102	51.00	.39
540H100	47.50	9257-3210	108	54.00	.41
560H100	48.91	9257-3235	112	56.00	.43
570H100	48.91	9257-3211	114	57.00	.44

Part No.	Sugg. List Price	Product No.	No. of Teeth	Pitch Length (In.)	Wt. Ea. (Lbs.)
585H100	\$50.27	9257-3236	117	58.50	.45
600H100	51.69	9257-3212	120	60.00	.46
630H100	53.10	9257-3213	126	63.00	.48
645H100	54.49	9257-3237	129	64.50	.50
660H100	55.89	9257-3214	132	66.00	.51
700H100	58.66	9257-3215	140	70.00	.54
730H100	60.08	9257-3238	146	73.00	.56
750H100	61.49	9257-3216	150	75.00	.58
780H100	64.27	9257-3239	156	78.00	.59
800H100	65.68	9257-3217	160	80.00	.61
820H100	66.79	9257-3240	164	82.00	.63
840H100	67.91	9257-3241	168	84.00	.64
850H100	68.47	9257-3218	170	85.00	.65
900H100	72.66	9257-3219	180	90.00	.69
960H100	76.86	9257-3242	192	96.00	.72
1000H100	79.63	9257-3220	200	100.00	.77
1100H100	86.61	9257-3221	220	110.00	.84
1140H100	89.40	9257-3243	228	114.00	.90
1250H100	97.11	9257-3222	250	125.00	.96
1400H100	107.56	9257-3223	280	140.00	1.07
1550H100	118.07	9257-3244	310	155.00	1.20
1700H100	128.53	9257-3224	340	170.00	1.31

Prices Subject To Change Without Notice





PowerGrip® Timing Belts (continued)

Product No. Series 9257 (continued)

1/2" Pitch (.500"/H) — 1 1/2" Wide

Part No.	Sugg. List Price	Product No.	No. of Teeth	Pitch Length (In.)	Wt. Ea. (Lbs.)
210H150	\$35.22	9257-3325	42	21.00	.25
220H150	36.28	9257-3326	44	22.00	.26
230H150	37.34	9257-3327	46	23.00	.27
240H150	38.35	9257-3300	48	24.00	.19
270H150	41.53	9257-3301	54	27.00	.31
300H150	44.67	9257-3302	60	30.00	.35
320H150	46.74	9257-3328	64	32.00	.37
330H150	47.80	9257-3303	66	33.00	.38
340H150	48.86	9257-3329	68	34.00	.38
350H150	49.87	9257-3330	70	35.00	.40
360H150	50.93	9257-3304	72	36.00	.42
370H150	51.99	9257-3331	74	37.00	.43
390H150	54.07	9257-3305	78	39.00	.45
400H150	55.13	9257-3332	80	40.00	.47
410H150	56.19	9257-3333	82	41.00	.48
420H150	57.19	9257-3306	84	42.00	.49
450H150	60.32	9257-3307	90	45.00	.52
480H150	63.46	9257-3308	96	48.00	.56
490H150	64.52	9257-3334	98	49.00	.58
510H150	65.58	9257-3309	102	51.00	.59
540H150	69.77	9257-3310	108	54.00	.63
560H150	71.85	9257-3335	112	56.00	.64
570H150	71.85	9257-3311	114	57.00	.66

Part No.	Sugg. List Price	Product No.	No. of Teeth	Pitch Length (In.)	Wt. Ea. (Lbs.)
585H150	\$73.97	9257-3336	117	58.50	.68
600H150	76.04	9257-3312	120	60.00	.70
630H150	78.11	9257-3313	126	63.00	.73
645H150	80.23	9257-3337	129	64.50	.75
660H150	82.31	9257-3314	132	66.00	.77
700H150	86.50	9257-3315	140	70.00	.81
730H150	88.57	9257-3338	146	73.00	.85
750H150	90.70	9257-3316	150	75.00	.87
780H150	94.87	9257-3339	156	78.00	.89
800H150	97.40	9257-3317	160	80.00	.93
820H150	99.07	9257-3340	164	82.00	.95
840H150	101.16	9257-3341	168	84.00	.98
850H150	101.16	9257-3318	170	85.00	.99
900H150	107.41	9257-3319	180	90.00	1.04
960H150	113.68	9257-3342	192	96.00	1.10
1000H150	117.87	9257-3320	200	100.00	1.16
1100H150	132.53	9257-3321	220	110.00	1.27
1140H150	132.53	9257-3343	228	114.00	1.37
1250H150	144.05	9257-3322	250	125.00	1.45
1400H150	159.71	9257-3323	280	140.00	1.62
1550H150	175.43	9257-3344	310	155.00	1.74
1700H150	191.08	9257-3324	340	170.00	1.90

1/2" Pitch (.500"/H) — 2" Wide

Part No.	Sugg. List Price	Product No.	No. of Teeth	Pitch Length (In.)	Wt. Ea. (Lbs.)
210H200	\$46.03	9257-3425	42	21.00	.34
220H200	47.44	9257-3426	44	22.00	.35
230H200	48.80	9257-3427	46	23.00	.37
240H200	50.22	9257-3400	48	24.00	.38
270H200	54.37	9257-3401	54	27.00	.44
300H200	58.56	9257-3402	60	30.00	.47
320H200	61.34	9257-3428	64	32.00	.49
330H200	62.75	9257-3403	66	33.00	.51
340H200	64.12	9257-3429	68	34.00	.53
350H200	65.53	9257-3430	70	35.00	.54
360H200	66.94	9257-3404	72	36.00	.56
370H200	68.32	9257-3431	74	37.00	.58
390H200	71.09	9257-3405	78	39.00	.61
400H200	72.51	9257-3432	80	40.00	.63
410H200	73.87	9257-3433	82	41.00	.63
420H200	75.28	9257-3406	84	42.00	.65
450H200	79.48	9257-3407	90	45.00	.70
480H200	83.62	9257-3408	96	48.00	.75
490H200	85.03	9257-3434	98	49.00	.77
510H200	86.45	9257-3409	102	51.00	.79
540H200	92.01	9257-3410	108	54.00	.84
560H200	94.78	9257-3435	112	56.00	.87
570H200	94.78	9257-3411	114	57.00	.89

Part No.	Sugg. List Price	Product No.	No. of Teeth	Pitch Length (In.)	Wt. Ea. (Lbs.)
585H200	\$97.57	9257-3436	117	58.50	.90
600H200	100.34	9257-3412	120	60.00	.93
630H200	103.13	9257-3413	126	63.00	.98
645H200	105.90	9257-3437	129	64.50	1.01
660H200	108.73	9257-3414	132	66.00	1.02
700H200	114.29	9257-3415	140	70.00	1.09
730H200	117.07	9257-3438	146	73.00	1.10
750H200	119.84	9257-3416	150	75.00	1.16
780H200	125.40	9257-3439	156	78.00	1.19
800H200	128.23	9257-3417	160	80.00	1.24
820H200	130.46	9257-3440	164	82.00	1.27
840H200	133.79	9257-3441	168	84.00	1.28
850H200	133.79	9257-3418	170	85.00	1.32
900H200	142.13	9257-3419	180	90.00	1.40
960H200	150.52	9257-3442	192	96.00	1.50
1000H200	156.08	9257-3420	200	100.00	1.55
1100H200	170.02	9257-3421	220	110.00	1.71
1140H200	170.02	9257-3443	228	114.00	1.82
1250H200	190.89	9257-3422	250	125.00	1.94
1400H200	211.81	9257-3423	280	140.00	2.17
1550H200	232.67	9257-3444	310	155.00	3.87
1700H200	253.59	9257-3424	340	170.00	4.24

Prices Subject To Change Without Notice



POWERGRIP TIMING BELTS



PowerGrip® Timing Belts (continued)

Product No. Series 9257 (continued)

1/2" Pitch (.500"/H) — 3" Wide

Part No.	Sugg. List Price	Product No.	No. of Teeth	Pitch Length (In.)	Wt. Ea. (Lbs.)
210H300	\$67.65	9257-3525	42	21.00	.52
220H300	69.77	9257-3526	44	22.00	.55
230H300	71.85	9257-3527	46	23.00	.57
240H300	73.92	9257-3500	48	24.00	.58
270H300	80.19	9257-3501	54	27.00	.63
300H300	86.45	9257-3502	60	30.00	.70
320H300	90.64	9257-3528	64	32.00	.73
330H300	92.71	9257-3503	66	33.00	.77
340H300	94.78	9257-3529	68	34.00	.79
350H300	96.86	9257-3530	70	35.00	.80
360H300	98.98	9257-3504	72	36.00	.84
370H300	101.05	9257-3531	74	37.00	.87
390H300	105.25	9257-3505	78	39.00	.91
400H300	107.32	9257-3532	80	40.00	.93
410H300	109.39	9257-3533	82	41.00	.95
420H300	111.51	9257-3506	84	42.00	.98
450H300	117.72	9257-3507	90	45.00	1.05
480H300	123.99	9257-3508	96	48.00	1.12
490H300	126.11	9257-3534	98	49.00	1.15
510H300	128.18	9257-3509	102	51.00	1.19
540H300	136.51	9257-3510	108	54.00	1.26
560H300	140.71	9257-3535	112	56.00	1.29
570H300	140.71	9257-3511	114	57.00	1.33

Part No.	Sugg. List Price	Product No.	No. of Teeth	Pitch Length (In.)	Wt. Ea. (Lbs.)
585H300	\$144.86	9257-3536	117	58.50	1.37
600H300	149.05	9257-3512	120	60.00	1.40
630H300	153.24	9257-3513	126	63.00	1.47
645H300	157.39	9257-3537	129	64.50	1.44
660H300	161.59	9257-3514	132	66.00	1.54
700H300	169.92	9257-3515	140	70.00	1.64
730H300	174.11	9257-3538	146	73.00	1.67
750H300	178.26	9257-3516	150	75.00	1.75
780H300	186.59	9257-3539	156	78.00	1.80
800H300	190.78	9257-3517	160	80.00	1.87
820H300	194.97	9257-3540	164	82.00	1.91
840H300	199.12	9257-3541	168	84.00	1.94
850H300	199.12	9257-3518	170	85.00	1.99
900H300	211.66	9257-3519	180	90.00	2.10
960H300	224.18	9257-3542	192	96.00	2.23
1000H300	232.52	9257-3520	200	100.00	2.35
1100H300	253.39	9257-3521	220	110.00	2.57
1140H300	253.39	9257-3543	228	114.00	2.85
1250H300	284.71	9257-3522	250	125.00	2.92
1400H300	315.98	9257-3523	280	140.00	3.27
1550H300	347.31	9257-3544	310	155.00	3.98
1700H300	378.59	9257-3524	340	170.00	4.05

7/8" Pitch (.875"/XH) — 2" Wide

Part No.	Sugg. List Price	Product No.	No. of Teeth	Pitch Length (In.)	Wt. Ea. (Lbs.)
507XH200	\$206.90	9257-4100	58	50.75	2.28
560XH200	221.35	9257-4101	64	56.00	2.52
630XH200	235.81	9257-4102	72	63.00	2.83
700XH200	255.05	9257-4103	80	70.00	3.14
770XH200	269.50	9257-4104	88	77.00	3.45
840XH200	288.80	9257-4105	96	84.00	3.77

Part No.	Sugg. List Price	Product No.	No. of Teeth	Pitch Length (In.)	Wt. Ea. (Lbs.)
980XH200	\$322.51	9257-4106	112	98.00	4.39
1120XH200	351.41	9257-4107	128	112.00	5.02
1260XH200	387.53	9257-4108	144	126.00	5.64
1400XH200	423.65	9257-4109	160	140.00	6.26
1540XH200	447.76	9257-4110	176	154.00	6.89
1750XH200	507.93	9257-4111	200	175.00	7.83

7/8" Pitch (.875"/XH) — 3" Wide

Part No.	Sugg. List Price	Product No.	No. of Teeth	Pitch Length (In.)	Wt. Ea. (Lbs.)
507XH300	\$291.18	9257-4200	58	50.75	3.46
560XH300	312.20	9257-4201	64	56.00	3.82
630XH300	333.21	9257-4202	72	63.00	4.29
700XH300	361.25	9257-4203	80	70.00	4.76
770XH300	382.27	9257-4204	88	77.00	5.24
840XH300	410.35	9257-4205	96	84.00	5.71

Part No.	Sugg. List Price	Product No.	No. of Teeth	Pitch Length (In.)	Wt. Ea. (Lbs.)
980XH300	\$459.32	9257-4206	112	98.00	6.66
1120XH300	501.37	9257-4207	128	112.00	7.60
1260XH300	553.91	9257-4208	144	126.00	8.50
1400XH300	606.45	9257-4209	160	140.00	9.50
1540XH300	641.47	9257-4210	176	154.00	10.45
1750XH300	729.08	9257-4211	200	175.00	11.87

Prices Subject To Change Without Notice





PowerGrip® Timing Belts (continued)

Product No. Series 9257 (continued)

7/8" Pitch (.875"/XH) — 4" Wide

Part No.	Sugg. List Price	Product No.	No. of Teeth	Pitch Length (In.)	Wt. Ea. (Lbs.)
507XH400	\$375.50	9257-4300	58	50.75	4.64
560XH400	403.09	9257-4301	64	56.00	5.11
630XH400	430.68	9257-4302	72	63.00	5.75
700XH400	467.47	9257-4303	80	70.00	6.38
770XH400	495.04	9257-4304	88	77.00	7.02
840XH400	531.83	9257-4305	96	84.00	7.66

Part No.	Sugg. List Price	Product No.	No. of Teeth	Pitch Length (In.)	Wt. Ea. (Lbs.)
980XH400	\$596.20	9257-4306	112	98.00	7.92
1120XH400	651.37	9257-4307	128	112.00	10.19
1260XH400	720.34	9257-4308	144	126.00	11.47
1400XH400	789.31	9257-4309	160	140.00	12.73
1540XH400	835.29	9257-4310	176	154.00	14.00
1750XH400	950.23	9257-4311	200	175.00	15.91

1 1/4" Pitch (1.250"/XXH) — 2" Wide

Part No.	Sugg. List Price	Product No.	No. of Teeth	Pitch Length (In.)	Wt. Ea. (Lbs.)
700XXH200	\$306.21	9257-5100	56	70.00	4.19
800XXH200	335.18	9257-5101	64	80.00	4.79
900XXH200	364.21	9257-5102	72	90.00	5.38
1000XXH200	393.25	9257-5103	80	100.00	5.98

Part No.	Sugg. List Price	Product No.	No. of Teeth	Pitch Length (In.)	Wt. Ea. (Lbs.)
1200XXH200	\$444.68	9257-5104	96	120.00	7.17
1400XXH200	502.73	9257-5105	112	140.00	8.36
1600XXH200	560.74	9257-5106	128	160.00	9.55
1800XXH200	623.99	9257-5107	144	180.00	10.74

1 1/4" Pitch (1.250"/XXH) — 3" Wide

Part No.	Sugg. List Price	Product No.	No. of Teeth	Pitch Length (In.)	Wt. Ea. (Lbs.)
700XXH300	\$433.44	9257-5200	56	70.00	6.36
800XXH300	475.47	9257-5201	64	80.00	7.26
900XXH300	517.50	9257-5202	72	90.00	8.17
1000XXH300	559.55	9257-5203	80	100.00	9.07

Part No.	Sugg. List Price	Product No.	No. of Teeth	Pitch Length (In.)	Wt. Ea. (Lbs.)
1200XXH300	\$643.62	9257-5204	96	120.00	10.88
1400XXH300	727.69	9257-5205	112	140.00	12.68
1600XXH300	811.77	9257-5206	128	160.00	14.49
1800XXH300	895.84	9257-5207	144	180.00	16.29

1 1/4" Pitch (1.250"/XXH) — 4" Wide

Part No.	Sugg. List Price	Product No.	No. of Teeth	Pitch Length (In.)	Wt. Ea. (Lbs.)
700XXH400	\$560.55	9257-5300	56	70.00	8.53
800XXH400	615.25	9257-5301	64	80.00	9.74
900XXH400	669.97	9257-5302	72	90.00	10.95
1000XXH400	724.69	9257-5303	80	100.00	12.17

Part No.	Sugg. List Price	Product No.	No. of Teeth	Pitch Length (In.)	Wt. Ea. (Lbs.)
1200XXH400	\$834.17	9257-5304	96	120.00	14.59
1400XXH400	943.62	9257-5305	112	140.00	17.01
1600XXH400	1053.10	9257-5306	128	160.00	19.43
1800XXH400	1167.84	9257-5307	144	180.00	21.85

1 1/4" Pitch (1.250"/XXH) — 5" Wide

Part No.	Sugg. List Price	Product No.	No. of Teeth	Pitch Length (In.)	Wt. Ea. (Lbs.)
700XXH500	\$688.36	9257-5400	56	70.00	10.70
800XXH500	756.67	9257-5401	64	80.00	12.22
900XXH500	824.98	9257-5402	72	90.00	13.74
1000XXH500	893.29	9257-5403	80	100.00	15.26

Part No.	Sugg. List Price	Product No.	No. of Teeth	Pitch Length (In.)	Wt. Ea. (Lbs.)
1200XXH500	\$1029.91	9257-5404	96	120.00	18.30
1400XXH500	1166.54	9257-5405	112	140.00	21.33
1600XXH500	1303.16	9257-5406	128	160.00	24.37
1800XXH500	1439.78	9257-5407	144	180.00	27.41

Prices Subject To Change Without Notice





PowerGrip® GT² Twin Power® Belts

Markets/Applications

Serpentine applications requiring rotational reversal in some shafts or synchronization of shafts.


- Textile
- Paper
- Packaging
- Printing

Features/Advantages

- 100% Load can be transmitted from either side.
- Durability
- Eliminates Roller Chain and Gears.
- Noise
- Clean Operation
- No Lubrication
- No Product Contamination

Features/Advantages (continued)

- Corrosion Resistance
- Positioning
- Narrower width than Standard Timing or HTD Belts
- Compact
- Precision Registration



How to Describe and Order

Specify the quantity required followed by the part number.

For Example:

Quantity Part Number
4 TP1800-8MGT-20

Note: If you currently use PowerGrip Twin Power HTD belts consider the new PowerGrip GT2 Twin Power belts at reduced widths to lower your costs.

Product No. Series 9232

8mm Pitch — 20mm Wide

Part No.	Sugg. List Price	Product No.	No. of Teeth	Pitch Length (In.)	Wt. Ea. (Lbs.)
TP840-8MGT-20	\$98.87	9232-1025	105	33.08	.47
TP880-8MGT-20	102.43	9232-0025	110	34.65	.50
TP920-8MGT-20	104.69	9232-1001	115	36.23	.52
TP960-8MGT-20	110.57	9232-0029	120	37.80	.54
TP1040-8MGT-20	116.39	9232-0033	130	40.95	.59
TP1120-8MGT-20	122.77	9232-0037	140	44.10	.63
TP1200-8MGT-20	122.90	9232-0041	150	47.25	.68
TP1224-8MGT-20	128.59	9232-1029	153	48.20	.69
TP1280-8MGT-20	128.73	9232-0045	160	50.40	.72
TP1440-8MGT-20	140.47	9232-0049	180	56.70	.80
TP1600-8MGT-20	152.68	9232-0053	200	63.00	.90

Part No.	Sugg. List Price	Product No.	No. of Teeth	Pitch Length (In.)	Wt. Ea. (Lbs.)
TP1760-8MGT-20	\$164.37	9232-0057	220	69.30	.98
TP1800-8MGT-20	168.15	9232-0061	225	70.88	1.00
TP2000-8MGT-20	184.11	9232-0065	250	78.75	1.12
TP2200-8MGT-20	215.26	9232-1033	275	86.63	1.24
TP2400-8MGT-20	215.49	9232-0069	300	94.50	1.34
TP2600-8MGT-20	233.04	9232-0077	325	102.38	1.46
TP2800-8MGT-20	247.42	9232-0073	350	110.25	1.56
TP3048-8MGT-20	267.07	9232-0081	381	120.02	1.70
TP3280-8MGT-20	285.19	9232-0085	410	129.15	1.84
TP3600-8MGT-20	315.52	9232-0089	450	141.75	2.02
TP4400-8MGT-20	376.68	9232-0093	550	173.25	2.46

8mm Pitch — 30mm Wide

Part No.	Sugg. List Price	Product No.	No. of Teeth	Pitch Length (In.)	Wt. Ea. (Lbs.)
TP840-8MGT-30	\$141.19	9232-1026	105	33.08	.70
TP880-8MGT-30	145.43	9232-0026	110	34.65	.73
TP920-8MGT-30	149.61	9232-1002	115	36.23	.77
TP960-8MGT-30	154.06	9232-0030	120	37.80	.80
TP1040-8MGT-30	163.31	9232-0034	130	40.95	.87
TP1120-8MGT-30	171.95	9232-0038	140	44.10	.93
TP1200-8MGT-30	177.68	9232-0042	150	47.25	1.00
TP1224-8MGT-30	183.60	9232-1030	153	48.20	1.02
TP1280-8MGT-30	186.21	9232-0046	160	50.40	1.06
TP1440-8MGT-30	203.78	9232-0050	180	56.70	1.20
TP1600-8MGT-30	221.34	9232-0054	200	63.00	1.34

Part No.	Sugg. List Price	Product No.	No. of Teeth	Pitch Length (In.)	Wt. Ea. (Lbs.)
TP1760-8MGT-30	\$238.86	9232-0058	220	69.30	1.46
TP1800-8MGT-30	244.17	9232-0062	225	70.88	1.50
TP2000-8MGT-30	267.63	9232-0066	250	78.75	1.66
TP2200-8MGT-30	296.88	9232-1034	275	86.63	1.83
TP2400-8MGT-30	314.45	9232-0070	300	94.50	2.00
TP2600-8MGT-30	338.40	9232-0078	325	102.38	2.18
TP2800-8MGT-30	360.71	9232-0074	350	110.25	2.34
TP3048-8MGT-30	389.99	9232-0082	381	120.02	2.54
TP3280-8MGT-30	404.91	9232-0086	410	129.15	2.74
TP3600-8MGT-30	448.51	9232-0090	450	141.75	3.02
TP4400-8MGT-30	536.30	9232-0094	550	173.25	3.68

Prices Subject To Change Without Notice



POWERGRIP GT2 TWIN POWER BELTS



PowerGrip® GT² Twin Power® Belts (continued)

Product No. Series 9232 (continued)

8mm Pitch — 50mm Wide

Part No.	Sugg. List Price	Product No.	No. of Teeth	Pitch Length (In.)	Wt. Ea. (Lbs.)
TP840-8MGT-50	\$230.07	9232-1027	105	33.08	1.18
TP880-8MGT-50	236.00	9232-0027	110	34.65	1.23
TP920-8MGT-50	243.28	9232-1003	115	36.23	1.29
TP960-8MGT-50	251.17	9232-0031	120	37.80	1.34
TP1040-8MGT-50	265.84	9232-0035	130	40.95	1.46
TP1120-8MGT-50	281.03	9232-0039	140	44.10	1.57
TP1200-8MGT-50	290.52	9232-0043	150	47.25	1.68
TP1224-8MGT-50	300.84	9232-1031	153	48.20	1.71
TP1280-8MGT-50	305.38	9232-0047	160	50.40	1.78
TP1440-8MGT-50	334.66	9232-0051	180	56.70	2.02
TP1600-8MGT-50	364.43	9232-0055	200	63.00	2.22

Part No.	Sugg. List Price	Product No.	No. of Teeth	Pitch Length (In.)	Wt. Ea. (Lbs.)
TP1760-8MGT-50	\$393.71	9232-0059	220	69.30	2.46
TP1800-8MGT-50	403.79	9232-0063	225	70.88	2.50
TP2000-8MGT-50	443.22	9232-0067	250	78.75	2.78
TP2200-8MGT-50	493.06	9232-1035	275	86.63	3.08
TP2400-8MGT-50	521.94	9232-0071	300	94.50	3.34
TP2600-8MGT-50	567.67	9232-0079	325	102.38	3.62
TP2800-8MGT-50	600.63	9232-0075	350	110.25	3.90
TP3048-8MGT-50	645.38	9232-0083	381	120.02	3.90
TP3280-8MGT-50	387.39	9232-0087	410	129.15	4.58
TP3600-8MGT-50	762.42	9232-0091	450	141.75	5.02
TP4400-8MGT-50	913.01	9232-0095	550	173.25	6.14

8mm Pitch — 85mm Wide

Part No.	Sugg. List Price	Product No.	No. of Teeth	Pitch Length (In.)	Wt. Ea. (Lbs.)
TP840-8MGT-85	\$383.77	9232-1028	105	33.08	1.98
TP880-8MGT-85	394.96	9232-0028	110	34.65	2.08
TP920-8MGT-85	410.25	9232-1004	115	36.23	2.17
TP960-8MGT-85	420.45	9232-1008	120	37.80	2.27
TP1040-8MGT-85	445.93	9232-0036	130	40.95	2.46
TP1120-8MGT-85	471.42	9232-0040	140	44.10	2.65
TP1200-8MGT-85	487.37	9232-0044	150	47.25	2.84
TP1224-8MGT-85	503.51	9232-1032	153	48.20	2.89
TP1280-8MGT-85	512.34	9232-0048	160	50.40	3.04
TP1440-8MGT-85	562.38	9232-0052	180	56.70	3.42
TP1600-8MGT-85	612.90	9232-0056	200	63.00	3.80

Part No.	Sugg. List Price	Product No.	No. of Teeth	Pitch Length (In.)	Wt. Ea. (Lbs.)
TP1760-8MGT-85	\$662.39	9232-0060	220	69.30	4.16
TP1800-8MGT-85	679.41	9232-0064	225	70.88	4.26
TP2000-8MGT-85	745.89	9232-0068	250	78.75	4.74
TP2200-8MGT-85	828.28	9232-1036	275	86.63	5.20
TP2400-8MGT-85	879.47	9232-0072	300	94.50	5.68
TP2600-8MGT-85	949.13	9232-0080	325	102.38	6.18
TP2800-8MGT-85	1010.45	9232-0076	350	110.25	6.64
TP3048-8MGT-85	1097.07	9232-0084	381	120.02	7.24
TP3280-8MGT-85	1181.13	9232-0088	410	129.15	7.78
TP3600-8MGT-85	1310.91	9232-0092	450	141.75	8.54
TP4400-8MGT-85	1571.10	9232-0096	550	173.25	10.44

14mm Pitch — 40mm Wide

Part No.	Sugg. List Price	Product No.	No. of Teeth	Pitch Length (In.)	Wt. Ea. (Lbs.)
TP966-14MGT-40	\$525.65	9232-0100	69	38.03	1.68
TP1190-14MGT-40	578.06	9232-0105	85	46.85	2.07
TP1400-14MGT-40	628.79	9232-0110	100	55.12	2.43
TP1610-14MGT-40	656.46	9232-0115	115	63.38	2.80
TP1778-14MGT-40	700.62	9232-0120	127	70.00	3.08
TP1890-14MGT-40	735.75	9232-0125	135	74.41	3.28
TP2100-14MGT-40	801.71	9232-0130	150	82.67	3.64
TP2310-14MGT-40	853.85	9232-0135	165	90.94	4.00
TP2450-14MGT-40	888.98	9232-0140	175	96.45	4.26

Part No.	Sugg. List Price	Product No.	No. of Teeth	Pitch Length (In.)	Wt. Ea. (Lbs.)
TP2590-14MGT-40	\$932.02	9232-0145	185	101.96	4.50
TP2800-14MGT-40	996.91	9232-0150	200	110.23	4.86
TP3150-14MGT-40	1094.27	9232-0155	225	124.01	5.46
TP3360-14MGT-40	1145.89	9232-0180	240	132.28	5.82
TP3500-14MGT-40	1181.58	9232-0160	250	137.79	6.06
TP3850-14MGT-40	1300.72	9232-0165	275	151.57	6.66
TP4326-14MGT-40	1444.89	9232-0170	309	170.31	7.48
TP4578-14MGT-40	1526.83	9232-0175	327	180.23	7.92

POWERGRIP GT2 TWIN POWER BELTS

Prices Subject To Change Without Notice





PowerGrip® GT® 2 Twin Power® Belts (continued)

Product No. Series 9232 (continued)

14mm Pitch — 55mm Wide

Part No.	Sugg. List Price	Product No.	No. of Teeth	Pitch Length (In.)	Wt. Ea. (Lbs.)
TP966-14MGT-55	\$704.39	9232-0101	69	38.03	2.30
TP1190-14MGT-55	778.15	9232-0106	85	46.85	2.84
TP1400-14MGT-55	850.20	9232-0111	100	55.12	3.34
TP1610-14MGT-55	875.12	9232-0116	115	63.38	3.84
TP1778-14MGT-55	932.58	9232-0121	127	70.00	4.26
TP1890-14MGT-55	980.95	9232-0126	135	74.41	4.52
TP2100-14MGT-55	1071.95	9232-0131	150	82.67	5.02
TP2310-14MGT-55	1141.66	9232-0136	165	90.94	5.52
TP2450-14MGT-55	1188.45	9232-0141	175	96.45	5.86

Part No.	Sugg. List Price	Product No.	No. of Teeth	Pitch Length (In.)	Wt. Ea. (Lbs.)
TP2590-14MGT-55	\$1248.54	9232-0146	185	101.96	6.20
TP2800-14MGT-55	1338.49	9232-0151	200	110.23	6.68
TP3150-14MGT-55	1472.54	9232-0156	225	124.01	7.54
TP3360-14MGT-55	1546.47	9232-0181	240	132.28	8.04
TP3500-14MGT-55	1594.91	9232-0161	250	137.79	8.38
TP3850-14MGT-55	1772.08	9232-0166	275	151.57	9.20
TP4326-14MGT-55	1953.47	9232-0171	309	170.31	10.34
TP4578-14MGT-55	2071.53	9232-0176	327	180.23	10.96

14mm Pitch — 85mm Wide

Part No.	Sugg. List Price	Product No.	No. of Teeth	Pitch Length (In.)	Wt. Ea. (Lbs.)
TP966-14MGT-85	\$1025.34	9232-0102	69	38.03	3.56
TP1190-14MGT-85	1137.96	9232-0107	85	46.85	4.39
TP1400-14MGT-85	1248.80	9232-0112	100	55.12	5.16
TP1610-14MGT-85	1287.39	9232-0117	115	63.38	5.94
TP1778-14MGT-85	1373.10	9232-0122	127	70.00	6.56
TP1890-14MGT-85	1447.02	9232-0127	135	74.41	6.98
TP2100-14MGT-85	1585.87	9232-0132	150	82.67	7.76
TP2310-14MGT-85	1691.72	9232-0137	165	90.94	8.52
TP2450-14MGT-85	1761.95	9232-0142	175	96.45	9.04

Part No.	Sugg. List Price	Product No.	No. of Teeth	Pitch Length (In.)	Wt. Ea. (Lbs.)
TP2590-14MGT-85	\$1851.87	9232-0147	185	101.96	9.56
TP2800-14MGT-85	1986.99	9232-0152	200	110.23	10.34
TP3150-14MGT-85	2192.35	9232-0157	225	124.01	11.64
TP3360-14MGT-85	2301.91	9232-0182	240	132.28	12.40
TP3500-14MGT-85	2375.34	9232-0162	250	137.79	12.92
TP3850-14MGT-85	2629.64	9232-0167	275	151.57	14.20
TP4326-14MGT-85	2922.72	9232-0172	309	170.31	16.00
TP4578-14MGT-85	3084.47	9232-0177	327	180.23	16.90

14mm Pitch — 115mm Wide

Part No.	Sugg. List Price	Product No.	No. of Teeth	Pitch Length (In.)	Wt. Ea. (Lbs.)
TP966-14MGT-115	\$1363.19	9232-0103	69	38.03	4.82
TP1190-14MGT-115	1518.01	9232-0108	85	46.85	5.94
TP1400-14MGT-115	1667.77	9232-0113	100	55.12	6.99
TP1610-14MGT-115	1721.53	9232-0118	115	63.38	8.04
TP1778-14MGT-115	1838.58	9232-0123	127	70.00	8.90
TP1890-14MGT-115	1938.53	9232-0128	135	74.41	9.46
TP2100-14MGT-115	2126.35	9232-0133	150	82.67	10.50
TP2310-14MGT-115	2268.39	9232-0138	165	90.94	11.54
TP2450-14MGT-115	2363.07	9232-0143	175	96.45	12.26

Part No.	Sugg. List Price	Product No.	No. of Teeth	Pitch Length (In.)	Wt. Ea. (Lbs.)
TP2590-14MGT-115	\$2484.39	9232-0148	185	101.96	12.94
TP2800-14MGT-115	2666.32	9232-0153	200	110.23	14.00
TP3150-14MGT-115	2945.11	9232-0158	225	124.01	15.74
TP3360-14MGT-115	3094.59	9232-0183	240	132.28	16.78
TP3500-14MGT-115	3196.20	9232-0163	250	137.79	17.50
TP3850-14MGT-115	3541.99	9232-0168	275	151.57	19.24
TP4326-14MGT-115	3936.73	9232-0173	309	170.31	21.60
TP4578-14MGT-115	4165.46	9232-0178	327	180.23	22.84

14mm Pitch — 170mm Wide

Part No.	Sugg. List Price	Product No.	No. of Teeth	Pitch Length (In.)	Wt. Ea. (Lbs.)
TP966-14MGT-170	\$2012.04	9232-0104	69	38.03	7.13
TP1190-14MGT-170	2241.90	9232-0109	85	46.85	8.79
TP1400-14MGT-170	2467.67	9232-0114	100	55.12	10.34
TP1610-14MGT-170	2498.24	9232-0119	115	63.38	11.90
TP1778-14MGT-170	2668.49	9232-0124	127	70.00	13.12
TP1890-14MGT-170	2814.20	9232-0129	135	74.41	13.94
TP2100-14MGT-170	3089.82	9232-0134	150	82.67	15.50
TP2310-14MGT-170	3297.78	9232-0139	165	90.94	17.06
TP2450-14MGT-170	3436.65	9232-0144	175	96.45	18.08


Part No.	Sugg. List Price	Product No.	No. of Teeth	Pitch Length (In.)	Wt. Ea. (Lbs.)
TP2590-14MGT-170	\$3614.32	9232-0149	185	101.96	19.10
TP2800-14MGT-170	3881.40	9232-0154	200	110.23	20.66
TP3150-14MGT-170	4294.21	9232-0159	225	124.01	23.24
TP3360-14MGT-170	4513.36	9232-0184	240	132.28	24.78
TP3500-14MGT-170	4658.61	9232-0164	250	137.79	25.80
TP3850-14MGT-170	5152.31	9232-0169	275	151.57	28.40
TP4326-14MGT-170	5749.73	9232-0174	309	170.31	31.92
TP4578-14MGT-170	5971.56	9232-0179	327	180.23	33.80

Prices Subject To Change Without Notice





PowerGrip® Twin Power® Timing Belts



Markets/Applications

Suitable for all industrial serpentine applications requiring rotation reversal in some driven shafts.

Features/Advantages

- Belt Capacities are Equal to Standard Single Sided PowerGrip Belts
- 100% Load can be Transmitted by either Side
- Compact Drive
- Light Weight

Features/Advantages (continued)

- Eliminates Lubrication
- Requires Minimal Maintenance
- Precision Registration
- Precise Fit

How to Describe and Order

Specify the quantity required followed by the part number.

Product No. Series 9246

1/5" Pitch (.200"/XL) — 1/4" Wide

Part No.	Suggested List Price	Product No.	No. of Teeth	Pitch Length (In.)	Wt. Ea. (Lbs.)
TP140XL025	\$12.65	9246-1108	70	14.00	.01
TP150XL025	12.95	9246-1109	75	15.00	.01
TP160XL025	13.23	9246-1110	80	16.00	.01
TP170XL025	13.51	9246-1111	85	17.00	.01
TP180XL025	13.79	9246-1112	90	18.00	.03
TP190XL025	14.21	9246-1113	95	19.00	.03
TP200XL025	14.49	9246-1114	100	20.00	.03
TP210XL025	14.77	9246-1115	105	21.00	.03
TP220XL025	15.05	9246-1116	110	22.00	.03
TP230XL025	15.46	9246-1117	115	23.00	.03
TP240XL025	15.74	9246-1118	120	24.00	.03
TP250XL025	16.02	9246-1119	125	25.00	.03
TP260XL025	16.30	9246-1120	130	26.00	.03
TP270XL025	16.53	9246-1129	135	27.00	.03
TP280XL025	17.00	9246-1122	140	28.00	.03
TP290XL025	17.14	9246-1123	145	29.00	.03
TP300XL025	17.56	9246-1124	150	30.00	.04
TP310XL025	17.84	9246-1125	155	31.00	.04
TP330XL025	18.40	9246-1126	165	33.00	.04
TP340XL025	18.81	9246-1128	170	34.00	.04

1/5" Pitch (.200"/XL) — 3/8" Wide

Part No.	Suggested List Price	Product No.	No. of Teeth	Pitch Length (In.)	Wt. Ea. (Lbs.)
TP140XL037	\$16.94	9246-1308	70	14.00	.02
TP150XL037	17.42	9246-1309	75	15.00	.02
TP160XL037	17.98	9246-1310	80	16.00	.02
TP170XL037	18.26	9246-1311	85	17.00	.02
TP180XL037	18.81	9246-1312	90	18.00	.03
TP190XL037	19.22	9246-1313	95	19.00	.03
TP200XL037	19.64	9246-1314	100	20.00	.04
TP210XL037	20.06	9246-1315	105	21.00	.04
TP220XL037	20.62	9246-1316	110	22.00	.04
TP230XL037	20.90	9246-1317	115	23.00	.04
TP240XL037	21.46	9246-1318	120	24.00	.05
TP250XL037	21.88	9246-1319	125	25.00	.05
TP260XL037	22.29	9246-1320	130	26.00	.05
TP270XL037	22.77	9246-1329	135	27.00	.05
TP280XL037	23.27	9246-1322	140	28.00	.05
TP290XL037	23.68	9246-1323	145	29.00	.05
TP300XL037	24.10	9246-1324	150	30.00	.06
TP310XL037	24.52	9246-1325	155	31.00	.06
TP330XL037	25.50	9246-1327	165	33.00	.06
TP340XL037	25.77	9246-1328	170	34.00	.06





PowerGrip® Twin Power® Timing Belts (continued)

Product No. Series 9246 (continued)

3/8" Pitch (.375"/L) — 1/2" Wide

Part No.	Suggested List Price	Product No.	No. of Teeth	Pitch Length (In.)	Wt. Ea. (Lbs.)
TP150L050	\$29.53	9246-2101	40	15.00	.06
TP165L050	30.53	9246-2121	44	16.50	.06
TP187L050	32.19	9246-2102	50	18.75	.06
TP195L050	33.36	9246-2127	52	19.50	.07
TP210L050	34.97	9246-2103	56	21.00	.07
TP225L050	35.95	9246-2104	60	22.50	.07
TP240L050	37.76	9246-2105	64	24.00	.08
TP255L050	38.60	9246-2106	68	25.50	.08
TP270L050	40.40	9246-2107	72	27.00	.09
TP285L050	41.38	9246-2108	76	28.50	.09
TP300L050	43.19	9246-2109	80	30.00	.10
TP322L050	45.00	9246-2110	86	32.25	.10
TP345L050	46.81	9246-2111	92	34.50	.11
TP367L050	48.49	9246-2112	98	36.75	.12
TP390L050	51.27	9246-2113	104	39.00	.13
TP420L050	53.92	9246-2114	112	42.00	.14
TP450L050	56.70	9246-2115	120	45.00	.15
TP480L050	59.50	9246-2116	128	48.00	.16
TP510L050	61.30	9246-2117	136	51.00	.17
TP540L050	64.09	9246-2118	144	54.00	.18
TP600L050	70.35	9246-2119	160	60.00	.20
TP660L050	75.79	9246-2120	176	66.00	.22
TP817L050	89.07	9246-2125	218	81.75	.27

3/8" Pitch (.375"/L) — 3/4" Wide

Part No.	Suggested List Price	Product No.	No. of Teeth	Pitch Length (In.)	Wt. Ea. (Lbs.)
TP150L075	\$42.22	9246-2201	40	15.00	.08
TP165L075	43.84	9246-2221	44	16.50	.08
TP187L075	46.39	9246-2202	50	18.75	.08
TP195L075	48.07	9246-2227	52	19.50	.10
TP210L075	50.57	9246-2203	56	21.00	.10
TP225L075	51.97	9246-2204	60	22.50	.10
TP240L075	54.76	9246-2205	64	24.00	.12
TP255L075	56.15	9246-2206	68	25.50	.12
TP270L075	58.94	9246-2207	72	27.00	.13
TP285L075	60.46	9246-2208	76	28.50	.13
TP300L075	63.12	9246-2209	80	30.00	.14
TP322L075	66.04	9246-2210	86	32.25	.16
TP345L075	68.83	9246-2211	92	34.50	.17
TP367L075	71.61	9246-2212	98	36.75	.17
TP390L075	75.79	9246-2213	104	39.00	.18
TP420L075	79.98	9246-2214	112	42.00	.20
TP450L075	84.29	9246-2215	120	45.00	.20
TP480L075	88.47	9246-2216	128	48.00	.22
TP510L075	91.25	9246-2217	136	51.00	.26
TP540L075	96.83	9246-2218	144	54.00	.26
TP600L075	105.33	9246-2219	160	60.00	.30
TP660L075	113.69	9246-2220	176	66.00	.33
TP817L075	134.01	9246-2225	218	81.75	.41

3/8" Pitch (.375"/L) — 1" Wide

Part No.	Suggested List Price	Product No.	No. of Teeth	Pitch Length (In.)	Wt. Ea. (Lbs.)
TP150L100	\$54.34	9246-2301	40	15.00	.11
TP165L100	56.51	9246-2321	44	16.50	.12
TP187L100	60.04	9246-2302	50	18.75	.12
TP195L100	62.26	9246-2327	52	19.50	.13
TP210L100	65.62	9246-2303	56	21.00	.13
TP225L100	67.51	9246-2304	60	22.50	.14
TP240L100	71.33	9246-2305	64	24.00	.16
TP255L100	73.23	9246-2306	68	25.50	.17
TP270L100	76.91	9246-2307	72	27.00	.17
TP285L100	78.80	9246-2308	76	28.50	.18
TP300L100	82.62	9246-2309	80	30.00	.20
TP322L100	86.38	9246-2310	86	32.25	.21
TP345L100	90.09	9246-2311	92	34.50	.22
TP367L100	93.85	9246-2312	98	36.75	.23
TP390L100	99.42	9246-2313	104	39.00	.25
TP420L100	105.14	9246-2314	112	42.00	.27
TP450L100	110.71	9246-2315	120	45.00	.29
TP480L100	116.42	9246-2316	128	48.00	.31
TP510L100	120.24	9246-2317	136	51.00	.34
TP540L100	127.71	9246-2318	144	54.00	.34
TP600L100	139.00	9246-2319	160	60.00	.40
TP660L100	150.27	9246-2320	176	66.00	.44
TP817L100	177.49	9246-2325	218	81.75	.55

1/2" Pitch (.500"/H) — 3/4" Wide

Part No.	Suggested List Price	Product No.	No. of Teeth	Pitch Length (In.)	Wt. Ea. (Lbs.)
TP240H075	\$56.70	9246-3100	48	24.00	.18
TP270H075	61.02	9246-3101	54	27.00	.20
TP300H075	65.34	9246-3102	60	30.00	.22
TP330H075	69.81	9246-3124	66	33.00	.24
TP350H075	73.12	9246-3130	70	35.00	.25
TP360H075	74.12	9246-3104	72	36.00	.26
TP390H075	78.44	9246-3105	78	39.00	.29
TP400H075	80.38	9246-3132	80	40.00	.30
TP420H075	82.76	9246-3106	84	42.00	.31
TP450H075	87.22	9246-3107	90	45.00	.33
TP480H075	91.53	9246-3108	96	48.00	.35
TP510H075	94.46	9246-3109	102	51.00	.38
TP540H075	100.18	9246-3110	108	54.00	.39
TP570H075	103.10	9246-3111	114	57.00	.42
TP600H075	108.95	9246-3112	120	60.00	.44
TP630H075	111.87	9246-3113	126	63.00	.46
TP660H075	117.60	9246-3114	132	66.00	.48
TP700H075	123.44	9246-3115	140	70.00	.51
TP750H075	129.29	9246-3116	150	75.00	.55
TP800H075	137.94	9246-3117	160	80.00	.59
TP850H075	143.78	9246-3118	170	85.00	.62
TP900H075	152.43	9246-3119	180	90.00	.66
TP1000H075	167.05	9246-3120	200	100.00	.73
TP1100H075	181.54	9246-3121	220	110.00	.81
TP1250H075	203.42	9246-3122	250	125.00	.91
TP1400H075	225.15	9246-3123	280	140.00	1.02
TP1700H075	268.02	9246-3146	340	170.00	1.23

Prices Subject To Change Without Notice





PowerGrip® Twin Power® Timing Belts (continued)

Product No. Series 9246 (continued)

1/2" Pitch (.500"/H) — 1" Wide

Part No.	Suggested List Price	Product No.	No. of Teeth	Pitch Length (In.)	Wt. Ea. (Lbs.)
TP240H100	\$73.15	9246-3200	48	24.00	.25
TP270H100	78.86	9246-3201	54	27.00	.27
TP300H100	84.71	9246-3202	60	30.00	.30
TP330H100	90.43	9246-3224	66	33.00	.33
TP350H100	94.05	9246-3230	70	35.00	.34
TP360H100	96.28	9246-3204	72	36.00	.36
TP390H100	101.98	9246-3205	78	39.00	.39
TP400H100	103.65	9246-3232	80	40.00	.40
TP420H100	107.84	9246-3206	84	42.00	.42
TP450H100	113.55	9246-3207	90	45.00	.46
TP480H100	119.40	9246-3208	96	48.00	.48
TP390H100	123.30	9246-3209	102	51.00	.51
TP540H100	130.97	9246-3210	108	54.00	.53
TP570H100	134.87	9246-3211	114	57.00	.57
TP600H100	142.53	9246-3212	120	60.00	.60
TP630H100	146.43	9246-3213	126	63.00	.62
TP660H100	154.09	9246-3214	132	66.00	.66
TP700H100	161.76	9246-3215	140	70.00	.70
TP750H100	169.57	9246-3216	150	75.00	.75
TP800H100	181.12	9246-3217	160	80.00	.79
TP850H100	188.09	9246-3218	170	85.00	.85
TP900H100	200.36	9246-3219	180	90.00	.90
TP1000H100	219.58	9246-3220	200	100.00	1.00
TP1100H100	238.80	9246-3221	220	110.00	1.09
TP1250H100	276.14	9246-3222	250	125.00	1.25
TP1400H100	296.62	9246-3223	280	140.00	1.39
TP1700H100	353.46	9246-3246	340	170.00	1.69

1/2" Pitch (.500"/H) — 1 1/2" Wide

Part No.	Suggested List Price	Product No.	No. of Teeth	Pitch Length (In.)	Wt. Ea. (Lbs.)
TP240H150	\$105.75	9246-3300	48	24.00	.38
TP270H150	114.53	9246-3301	54	27.00	.40
TP300H150	123.16	9246-3302	60	30.00	.46
TP330H150	131.81	9246-3324	66	33.00	.52
TP350H150	137.14	9246-3330	70	35.00	.56
TP360H150	140.44	9246-3304	72	36.00	.59
TP390H150	149.07	9246-3305	78	39.00	.59
TP400H150	151.61	9246-3332	80	40.00	.61
TP420H150	157.72	9246-3306	84	42.00	.64
TP450H150	166.35	9246-3307	90	45.00	.68
TP480H150	174.99	9246-3308	96	48.00	.73
TP510H150	180.84	9246-3309	102	51.00	.77
TP540H150	192.41	9246-3310	108	54.00	.82
TP570H150	198.12	9246-3311	114	57.00	.86
TP600H150	209.69	9246-3312	120	60.00	.91
TP630H150	215.40	9246-3313	126	63.00	.95
TP660H150	226.97	9246-3314	132	66.00	1.00
TP700H150	238.52	9246-3315	140	70.00	1.05
TP750H150	250.09	9246-3316	150	75.00	1.13
TP800H150	261.66	9246-3317	160	80.00	1.21
TP850H150	278.94	9246-3318	170	85.00	1.29
TP900H150	296.21	9246-3319	180	90.00	1.35
TP1000H150	325.05	9246-3320	200	100.00	1.51
TP1100H150	353.89	9246-3321	220	110.00	1.65
TP1250H150	397.22	9246-3322	250	125.00	1.89
TP1400H150	440.40	9246-3323	280	140.00	2.11
TP1700H150	525.47	9246-3346	340	170.00	2.56

POWERGRIP TWIN POWER TIMING BELTS

Prices Subject To Change Without Notice





PowerGrip® Twin Power® Timing Belts (continued)

Product No. Series 9246 (continued)

1/2" Pitch (.500"/H) — 2" Wide

Part No.	Suggested List Price	Product No.	No. of Teeth	Pitch Length (In.)	Wt. Ea. (Lbs.)
TP240H200	\$138.50	9246-3400	48	24.00	.49
TP270H200	149.91	9246-3401	54	27.00	.57
TP300H200	161.48	9246-3402	60	30.00	.61
TP330H200	173.05	9246-3424	66	33.00	.68
TP350H200	180.21	9246-3430	70	35.00	.70
TP360H200	184.61	9246-3404	72	36.00	.73
TP390H200	196.03	9246-3405	78	39.00	.79
TP400H200	295.13	9246-3532	80	40.00	.80
TP420H200	207.59	9246-3406	84	42.00	.85
TP450H200	219.16	9246-3407	90	45.00	.91
TP480H200	230.59	9246-3408	96	48.00	.98
TP390H300	238.38	9246-3409	102	51.00	1.03
TP540H200	253.71	9246-3410	108	54.00	1.09
TP570H200	261.38	9246-3411	114	57.00	1.16
TP600H200	276.70	9246-3412	120	60.00	1.21
TP630H200	284.36	9246-3413	126	63.00	1.27
TP660H200	299.84	9246-3414	132	66.00	1.33
TP700H200	315.16	9246-3415	140	70.00	1.42
TP750H200	330.49	9246-3416	150	75.00	1.51
TP800H200	353.61	9246-3417	160	80.00	1.61
TP850H200	368.93	9246-3418	170	85.00	1.72
TP900H200	391.93	9246-3419	180	90.00	1.82
TP1000H200	430.37	9246-3420	200	100.00	2.02
TP1100H200	468.83	9246-3421	220	110.00	2.22
TP1250H200	526.37	9246-3422	250	125.00	2.52
TP1400H200	584.06	9246-3423	280	140.00	2.82
TP1700H200	697.37	9246-3446	340	170.00	3.42

1/2" Pitch (.500"/H) — 3" Wide

Part No.	Suggested List Price	Product No.	No. of Teeth	Pitch Length (In.)	Wt. Ea. (Lbs.)
TP240H300	\$203.84	9246-3500	48	24.00	.75
TP270H300	221.11	9246-3501	54	27.00	.82
TP300H300	238.38	9246-3502	60	30.00	.91
TP330H300	255.66	9246-3524	66	33.00	.98
TP350H300	266.37	9246-3530	70	35.00	1.04
TP360H300	272.94	9246-3504	72	36.00	1.09
TP390H300	290.21	9246-3505	78	39.00	1.18
TP400H300	295.13	9246-3532	80	40.00	1.23
TP420H300	307.49	9246-3506	84	42.00	1.27
TP450H300	324.63	9246-3507	90	45.00	1.37
TP480H300	341.90	9246-3508	96	48.00	1.46
TP510H300	353.47	9246-3509	102	51.00	1.55
TP540H300	376.46	9246-3510	108	54.00	1.64
TP570H300	388.03	9246-3511	114	57.00	1.73
TP600H300	411.01	9246-3512	120	60.00	1.82
TP630H300	422.58	9246-3513	126	63.00	1.91
TP660H300	445.57	9246-3514	132	66.00	2.00
TP700H300	468.55	9246-3515	140	70.00	2.13
TP750H300	491.55	9246-3516	150	75.00	2.28
TP800H300	526.09	9246-3517	160	80.00	2.43
TP850H300	549.09	9246-3518	170	85.00	2.59
TP900H300	583.64	9246-3519	180	90.00	2.73
TP1000H300	641.18	9246-3520	200	100.00	3.06
TP1100H300	698.72	9246-3521	220	110.00	3.34
TP1250H300	785.11	9246-3522	250	125.00	3.80
TP1400H300	871.35	9246-3523	280	140.00	4.25
TP1700H300	1041.12	9246-3546	340	170.00	5.16

Cotton Cleaner Belts

Markets/Applications

- Cotton Gin and Incline Cleaner Machines

Features/Advantages

- Steel Tensile Cords
- Long Service Life in Harsh Environments

How to Describe and Order

Specify the quantity required, followed by the part number.

Product No. Series 9259

1" Pitch

Part No.	Suggested List Price	Product No.	No. of Teeth	Pitch Length (In.)	Wt. Ea. (Lbs.)
61CCB142	\$203.76	9259-2589	60	61.07	2.00
63CCB165	207.93	9259-2590	63	63.00	2.00
64CCB170	207.93	9259-2565	64	63.95	2.00
65CCB175	212.10	9259-1975	65	64.95	2.00

Prices Subject To Change Without Notice





Long-Length Belting

Markets/Applications

Uniquely suited to all industrial applications requiring a rack & pinion driving arrangement.

Features/Advantages

- Length Stability
- Low Noise
- Accurate Positioning
- Linear Movement
- Reversing Drives

Features/Advantages (continued)

- Low Maintenance
- No Lubrication

How to Describe and Order

Contact Customer Service for lead time and availability on large quantities and Made-To-Order belts.

Continuous Lengths (if needed) must be specified when ordering.

Product No. Series 9305

Poly Chain® GT®2 Belting

8mm Pitch

Part No.	Sugg. List Price/Ft.	Product No.	Width (mm)	Net Wt./Ft. (Lbs.)	Minimum Order Qty.*	Max. Cont. Length
LL8MGT012	\$15.59	9305-1000	12	.03	10 ft.	800 ft.
LL8MGT021	28.11	9305-1100	21	.06	10 ft.	400 ft.
LL8MGT036	49.35	9305-1200	36	.11	10 ft.	250 ft.

14mm Pitch

Part No.	Sugg. List Price/Ft.	Product No.	Width (mm)	Net Wt./Ft. (Lbs.)	Minimum Order Qty.*	Max. Cont. Length
LL14MGT020	\$32.03	9305-1300	20	.10	10 ft.	450 ft.
LL14MGT037	61.26	9305-1400	37	.19	10 ft.	200 ft.

NOTE

*Minimum order length for Poly Chain® GT®2 belting is 10 feet, ordered in 1 foot increments thereafter.

For widths other than those listed, check with Customer Service for availability.

Product No. Series 9396

PowerGrip® GT®2 Belting

2mm Pitch

Part No.	Sugg. List Price/Ft.	Product No.	Width (mm)	Net Wt./Ft. (Lbs.)	Minimum Order Qty.*	Max. Cont. Length
LL2MR04	\$1.86	9396-0033	4	.01	10 ft.	300 ft.
LL2MR06	3.44	9396-0009	6	.01	10 ft.	300 ft.
LL2MR09	3.52	9396-0052	9	.01	10 ft.	300 ft.

3mm Pitch

Part No.	Sugg. List Price/Ft.	Product No.	Width (mm)	Net Wt./Ft. (Lbs.)	Minimum Order Qty.*	Max. Cont. Length
LL3MR06	\$3.53	9396-0002	6	.01	10 ft.	600 ft.
LL3MR09	5.08	9396-0012	9	.01	10 ft.	385 ft.
LL3MR15	8.19	9396-0021	15	.01	10 ft.	240 ft.

5mm Pitch

Part No.	Sugg. List Price/Ft.	Product No.	Width (mm)	Net Wt./Ft. (Lbs.)	Minimum Order Qty.*	Max. Cont. Length
LL5MR09	\$5.58	9396-0020	9	.01	10 ft.	360 ft.
LL5MR15	9.00	9396-0025	15	.01	10 ft.	230 ft.
LL5MR25	10.32	9396-0018	25	.05	10 ft.	130 ft.

8mm Pitch

Part No.	Sugg. List Price/Ft.	Product No.	Width (mm)	Net Wt./Ft. (Lbs.)	Minimum Order Qty.*	Max. Cont. Length
LL8MR20	\$12.23	9396-0029	20	.08	10 ft.	300 ft.
LL8MR30	18.35	9396-0030	30	.13	10 ft.	300 ft.
LL8MR50	30.58	9396-0031	50	.21	10 ft.	300 ft.
LL8MR85	51.98	9396-0032	85	.36	10 ft.	300 ft.

NOTE

*Minimum order length for PowerGrip® GT®2, HTD® and Timing belting is 10 feet, ordered in 1 foot increments thereafter.

For widths other than those listed, check with Customer Service for availability.

Prices Subject To Change Without Notice





Long-Length Belting (continued)

Continuous Lengths (if needed) must be specified when ordering.

Product No. Series 9308

PowerGrip® HTD® Belting

3mm Pitch

Part No.	Sugg. List Price/Ft.	Product No.	Width (mm)	Net Wt./Ft. (Lbs.)	Minimum Order Qty.*	Max. Cont. Length
LL3M06	\$2.50	9308-0044	6	.01	10 ft.	300 ft.
LL3M09	3.36	9308-0003	9	.01	10 ft.	300 ft.
LL3M15	5.60	9308-0084	15	.01	10 ft.	185 ft.

5mm Pitch

Part No.	Sugg. List Price/Ft.	Product No.	Width (mm)	Net Wt./Ft. (Lbs.)	Minimum Order Qty.*	Max. Cont. Length
LL5M09	\$3.71	9308-0045	9	.01	10 ft.	300 ft.
LL5M15	8.60	9308-0033	15	.01	10 ft.	185 ft.
LL5M25	14.34	9308-0025	25	.05	10 ft.	100 ft.

8mm Pitch

Part No.	Sugg. List Price/Ft.	Product No.	Width (mm)	Net Wt./Ft. (Lbs.)	Minimum Order Qty.*	Max. Cont. Length
LL8M20	\$10.32	9308-0001	20	.08	10 ft.	300 ft.
LL8M30	15.53	9308-0004	30	.13	10 ft.	300 ft.
LL8M50	25.87	9308-0005	50	.21	10 ft.	300 ft.
LL8M85	43.99	9308-0006	85	.36	10 ft.	300 ft.

14mm Pitch

Part No.	Sugg. List Price/Ft.	Product No.	Width (mm)	Net Wt./Ft. (Lbs.)	Minimum Order Qty.*	Max. Cont. Length
LL14M40	\$65.31	9308-10009	40	.26	10 ft.	250 ft.
LL14M55	85.61	9308-10020	55	.35	10 ft.	250 ft.
LL14M85	119.37	9308-10057	85	.55	10 ft.	250 ft.

Product No. Series 9314

PowerGrip® Timing Belting

MXL (.080" Pitch)

Part No.	Sugg. List Price/Ft.	Product No.	Width (In.)	Net Wt./Ft. (Lbs.)	Minimum Order Qty.*	Max. Cont. Length
LL025MXL	\$2.42	9314-2020	1/4	.01	10 ft.	300 ft.
LL037MXL	3.34	9314-2014	3/8	.02	10 ft.	300 ft.
LL050MXL	4.85	9314-2038	1/2	.02	10 ft.	300 ft.

XL (.200" Pitch)

Part No.	Sugg. List Price/Ft.	Product No.	Width (In.)	Net Wt./Ft. (Lbs.)	Minimum Order Qty.*	Max. Cont. Length
LL025XL	\$2.43	9314-0001	1/4	.01	10 ft.	300 ft.
LL037XL	3.34	9314-0002	3/8	.01	10 ft.	225 ft.
LL050XL	4.61	9314-2012	1/2	.03	10 ft.	150 ft.
LL075XL	6.92	9314-2090	3/4	.04	10 ft.	125 ft.

L (.375" Pitch)

Part No.	Sugg. List Price/Ft.	Product No.	Width (In.)	Net Wt./Ft. (Lbs.)	Minimum Order Qty.*	Max. Cont. Length
LL037L	\$4.04	9314-2089	3/8	.02	10 ft.	300 ft.
LL050L	5.25	9314-0004	1/2	.02	10 ft.	300 ft.
LL075L	7.07	9314-0007	3/4	.04	10 ft.	300 ft.
LL100L	10.59	9314-0015	1	.05	10 ft.	300 ft.

H (.500" Pitch)

Part No.	Sugg. List Price/Ft.	Product No.	Width (In.)	Net Wt./Ft. (Lbs.)	Minimum Order Qty.*	Max. Cont. Length
LL050H	\$5.60	9314-0003	1/2	.04	10 ft.	500 ft.
LL075H	8.28	9314-0006	3/4	.06	10 ft.	500 ft.
LL100H	10.89	9314-0008	1	.12	10 ft.	500 ft.
LL150H	16.19	9314-0017	1 1/2	.12	10 ft.	500 ft.
LL200H	21.59	9314-0021	2	.16	10 ft.	500 ft.
LL300H	32.13	9314-0025	3	.24	10 ft.	500 ft.

NOTE

*Minimum order length for PowerGrip® GT®2, HTD® and Timing belting is 10 feet ordered in 1 foot increments thereafter.

For widths other than those listed, check with Customer Service for availability.

Prices Subject To Change Without Notice





Long-Length Belting/Steel Tensile

Continuous Lengths (if needed) must be specified when ordering.

Product No. Series 9396

PowerGrip® GT² Belting

5mm Pitch Steel

Part No.	Sugg. List Price/Ft.	Product No.	Width (mm)	Net Wt./Ft. (Lbs.)	Minimum Order Qty.*	Max. Cont. Length
LL5MR15ST	\$12.69	9396-10043	15	.18	10 ft.	98 ft.
LL5MR25ST	19.97	9396-40417	25	.23	10 ft.	98 ft.

8mm Pitch Steel

Part No.	Sugg. List Price/Ft.	Product No.	Width (mm)	Net Wt./Ft. (Lbs.)	Minimum Order Qty.*	Max. Cont. Length
LL8M20GTST	\$28.02	9396-10049	20	.29	10 ft.	98 ft.
LL8M30GTST	33.76	9396-10050	30	.37	10 ft.	98 ft.
LL8M50GTST	55.05	9396-40433	50	.53	10 ft.	98 ft.

Product No. Series 9308

PowerGrip® HTD® Belting

14mm Pitch Steel

Part No.	Sugg. List Price/Ft.	Product No.	Width (mm)	Net Wt./Ft. (Lbs.)	Minimum Order Qty.*	Max. Cont. Length
LL14M40ST	\$71.38	9308-10016	40	.76	10 ft.	98 ft.
LL14M55ST	97.85	9308-10051	55	1.02	10 ft.	98 ft.
LL14M85ST	161.07	9308-10084	85	1.51	10 ft.	98 ft.

Product No. Series 9314

PowerGrip® Timing Belting

XL (.200 Pitch) Steel

Part No.	Sugg. List Price/Ft.	Product No.	Width (In.)	Net Wt./Ft. (Lbs.)	Minimum Order Qty.*	Max. Cont. Length
LL025XLST	\$9.82	9314-10028	1/4	.06	10 ft.	98 ft.
LL037XLST	14.53	9314-10029	3/8	.07	10 ft.	98 ft.
LL050XLST	17.10	9314-10030	1/2	.08	10 ft.	98 ft.

L (.375 Pitch) Steel

Part No.	Sugg. List Price/Ft.	Product No.	Width (In.)	Net Wt./Ft. (Lbs.)	Minimum Order Qty.*	Max. Cont. Length
LL050LST	\$10.81	9314-10035	1/2	.16	10 ft.	98 ft.
LL075LST	13.68	9314-10036	3/4	.19	10 ft.	98 ft.

H (.500 Pitch) Steel

Part No.	Sugg. List Price/Ft.	Product No.	Width (In.)	Net Wt./Ft. (Lbs.)	Minimum Order Qty.*	Max. Cont. Length
LL075HST	\$25.59	9314-10011	3/4	.22	10 ft.	98 ft.
LL100HST	31.71	9314-10037	1	.25	10 ft.	98 ft.

NOTE

*Minimum order length for PowerGrip® GT², HTD® and Timing belting is 10 feet ordered in 1 foot increments thereafter.

For widths other than those listed, check with Customer Service for availability.

LONG LENGTH BELTING

Prices Subject To Change Without Notice





Synchro-Power® PolyUrethane Belting

Markets/Applications


- Office Machines
- Machine Tools
- Postage Handling Equipment
- Sewing Machines
- Vending Machines
- Agriculture
- Outdoor Power Equipment
- Wood & Paper
- Sand & Gravel
- Oil Fields
- Food Processing
- HVAC

Features/Advantages

- Steel Tensile Cord
- Length Stability
- Low Noise

Features/Advantages (continued)

- Temperature Ranges from -22° F to +176° F (-30° C to +80° C)
- Compact Drive
- Light Weight
- Eliminates Lubrication
- Requires Minimal Maintenance
- Corrosion and Abrasion Resistant
- Precise Fit
- Low Noise
- Metric Pitch



How to Describe and Order

Specify the length required followed by the part number. Synchro-Power PolyUrethane belting is available in 50 ft. and 164 ft. minimum lengths (varies by size). The maximum continuous length for any size is 328 ft.

Product No. Series 7754

T5

Part No.	Sugg. List Price per Foot	Product No.	Width (mm)	Wt. per Ft. (Lbs.)	Min. Order Qty.	Max. Cont. Length
•U6T5 LL	\$5.89	7754-0001	6	.01	10 ft.	328 ft.
U8T5 LL	8.41	7754-0002	8	.01	164 ft.	328 ft.
•U10T5 LL	8.47	7754-0003	10	.02	10 ft.	328 ft.
U12T5 LL	10.16	7754-0004	12	.02	164 ft.	328 ft.
•U16T5 LL	11.30	7754-0005	16	.03	10 ft.	328 ft.
U20T5 LL	16.54	7754-0006	20	.03	164 ft.	328 ft.
•U25T5 LL	20.68	7754-0007	25	.04	10 ft.	328 ft.
•U32T5 LL	24.42	7754-0008	32	.05	10 ft.	328 ft.
•U50T5 LL	33.88	7754-0009	50	.08	10 ft.	328 ft.

T10

Part No.	Sugg. List Price per Foot	Product No.	Width (mm)	Wt. per Ft. (Lbs.)	Min. Order Qty.	Max. Cont. Length
U12T10 LL	\$11.82	7754-0010	12	.04	164 ft.	328 ft.
•U16T10 LL	15.74	7754-0011	16	.05	10 ft.	328 ft.
U20T10 LL	17.04	7754-0012	20	.07	164 ft.	328 ft.
•U25T10 LL	18.06	7754-0013	25	.08	10 ft.	328 ft.
•U32T10 LL	24.00	7754-0014	32	.11	10 ft.	328 ft.
U40T10 LL	26.82	7754-0015	40	.13	164 ft.	328 ft.
•U50T10 LL	28.65	7754-0016	50	.16	10 ft.	328 ft.
•U75T10 LL	43.27	7754-0017	75	.25	10 ft.	328 ft.
•U100T10 LL	58.80	7754-0018	100	.33	10 ft.	328 ft.

T20

Part No.	Sugg. List Price per Foot	Product No.	Width (mm)	Wt. per Ft. (Lbs.)	Min. Order Qty.	Max. Cont. Length
U25T20 LL	\$24.00	7754-0019	25	.13	164 ft.	328 ft.
U32T20 LL	31.05	7754-0020	32	.17	164 ft.	328 ft.
U50T20 LL	49.83	7754-0021	50	.27	164 ft.	328 ft.
U75T20 LL	80.35	7754-0022	75	.40	164 ft.	328 ft.
U100T20 LL	112.93	7754-0023	100	.54	164 ft.	328 ft.

• Stock sizes are noted. All others are Standard/Non-stock and may require manufacturing lead times. Synchro-Power belting is non-returnable.

AT5

Part No.	Sugg. List Price per Foot	Product No.	Width (mm)	Wt. per Ft. (Lbs.)	Min. Order Qty.	Max. Cont. Length
•U6AT5 LL	\$7.03	7754-0024	6	.01	10 ft.	328 ft.
•U10AT5 LL	10.16	7754-0025	10	.02	10 ft.	328 ft.
•U16AT5 LL	13.56	7754-0026	16	.03	10 ft.	328 ft.
•U20AT5 LL	19.86	7754-0027	20	.04	10 ft.	328 ft.
•U25AT5 LL	24.81	7754-0028	25	.05	10 ft.	328 ft.
•U32AT5 LL	29.31	7754-0029	32	.06	10 ft.	328 ft.
•U50AT5 LL	40.65	7754-0030	50	.10	10 ft.	328 ft.

AT10

Part No.	Sugg. List Price per Foot	Product No.	Width (mm)	Wt. per Ft. (Lbs.)	Min. Order Qty.	Max. Cont. Length
•U16AT10 LL	\$18.88	7754-0031	16	.06	10 ft.	328 ft.
U20AT10 LL	20.45	7754-0032	20	.08	164 ft.	328 ft.
•U25AT10 LL	21.68	7754-0033	25	.10	10 ft.	328 ft.
•U32AT10 LL	28.79	7754-0034	32	.13	10 ft.	328 ft.
U40AT10 LL	33.26	7754-0035	40	.16	164 ft.	328 ft.
•U50AT10 LL	34.38	7754-0036	50	.20	10 ft.	328 ft.
U75AT10 LL	51.91	7754-0037	75	.30	164 ft.	328 ft.
U100AT10 LL	70.54	7754-0038	100	.40	164 ft.	328 ft.

AT20

Part No.	Sugg. List Price per Foot	Product No.	Width (mm)	Wt. per Ft. (Lbs.)	Min. Order Qty.	Max. Cont. Length
U25AT20 LL	\$31.10	7754-0039	25	.17	164 ft.	328 ft.
U32AT20 LL	40.25	7754-0040	32	.22	164 ft.	328 ft.
U50AT20 LL	64.58	7754-0041	50	.34	164 ft.	328 ft.
U75AT20 LL	104.28	7754-0042	75	.50	164 ft.	328 ft.
U100AT20 LL	166.05	7754-0043	100	.67	164 ft.	328 ft.
U120AT20 LL	201.97	7754-0044	120	.81	164 ft.	328 ft.
U150AT20 LL	241.48	7754-0045	150	1.01	164 ft.	328 ft.

Prices Subject To Change Without Notice





Synchro-Power® PolyUrethane Belting (continued)

Product No. Series 7754 (continued)

XL

Part No.	Sugg. List Price per Foot	Product No.	Width (In.)	Wt. per Ft. (Lbs.)	Min. Order Qty.	Max. Cont. Length
U.25INXL LL	\$6.42	7754-0046	.250	.01	164 ft.	328 ft.
U.31INXL LL	7.76	7754-0047	.310	.01	164 ft.	328 ft.
U.375INXL LL	8.47	7754-0048	.375	.01	164 ft.	328 ft.
U.50INXL LL	10.44	7754-0049	.500	.02	164 ft.	328 ft.
U.75INXL LL	17.64	7754-0050	.750	.03	164 ft.	328 ft.
U1.00INXL LL	22.58	7754-0051	1.000	.03	164 ft.	328 ft.
U2.00INXL LL	45.18	7754-0052	2.000	.07	164 ft.	328 ft.

L

Part No.	Sugg. List Price per Foot	Product No.	Width (In.)	Wt. per Ft. (Lbs.)	Min. Order Qty.	Max. Cont. Length
•U.375INL LL	\$7.48	7754-0053	.375	.02	10 ft.	328 ft.
•U.50INL LL	8.68	7754-0054	.500	.02	10 ft.	328 ft.
•U.75INL LL	13.84	7754-0055	.750	.03	10 ft.	328 ft.
•U1.00INL LL	15.74	7754-0056	1.000	.04	10 ft.	328 ft.
U1.50INL LL	21.60	7754-0057	1.500	.06	164 ft.	328 ft.
U2.00INL LL	27.05	7754-0058	2.000	.08	164 ft.	328 ft.

H

Part No.	Sugg. List Price per Foot	Product No.	Width (In.)	Wt. per Ft. (Lbs.)	Min. Order Qty.	Max. Cont. Length
•U.50INH LL	\$9.87	7754-0059	.50	.02	10 ft.	328 ft.
•U.75INH LL	15.24	7754-0060	.75	.04	10 ft.	328 ft.
•U1.00INH LL	17.50	7754-0061	1.00	.05	10 ft.	328 ft.
•U1.50INH LL	24.14	7754-0062	1.50	.07	10 ft.	328 ft.
•U2.00INH LL	27.66	7754-0063	2.00	.09	10 ft.	328 ft.
U3.00INH LL	42.06	7754-0064	3.00	.14	164 ft.	328 ft.
U4.00INH LL	67.96	7754-0065	4.00	.19	164 ft.	328 ft.

XH

Part No.	Sugg. List Price per Foot	Product No.	Width (In.)	Wt. per Ft. (Lbs.)	Min. Order Qty.	Max. Cont. Length
U1.00INXH LL	\$26.82	7754-0066	1.00	.22	164 ft.	328 ft.
U1.50INXH LL	40.67	7754-0067	1.50	.32	164 ft.	328 ft.
U2.00INXH LL	55.69	7754-0068	2.00	.43	164 ft.	328 ft.
U3.00INXH LL	89.92	7754-0069	3.00	.65	164 ft.	328 ft.
U4.00INXH LL	126.45	7754-0070	4.00	.86	164 ft.	328 ft.

• Stock sizes are noted. All others are Standard/Non-stock and may require manufacturing lead times. Synchro-Power belting is non-returnable.

5M

Part No.	Sugg. List Price per Foot	Product No.	Width (mm)	Wt. per Ft. (Lbs.)	Min. Order Qty.	Max. Cont. Length
U10MTD5M LL	\$11.52	7754-0071	10	.03	164 ft.	328 ft.
U15MTD5M LL	15.35	7754-0072	15	.04	164 ft.	328 ft.
U25MTD5M LL	28.27	7754-0073	25	.07	164 ft.	328 ft.
U50MTD5M LL	46.09	7754-0074	50	.13	164 ft.	328 ft.

8M

Part No.	Sugg. List Price per Foot	Product No.	Width (mm)	Wt. per Ft. (Lbs.)	Min. Order Qty.	Max. Cont. Length
U10MTD8M LL	\$13.85	7754-0075	10	.04	164 ft.	328 ft.
U15MTD8M LL	22.43	7754-0076	15	.06	164 ft.	328 ft.
U20MTD8M LL	25.72	7754-0077	20	.08	164 ft.	328 ft.
U30MTD8M LL	34.20	7754-0078	30	.13	164 ft.	328 ft.
U50MTD8M LL	40.83	7754-0079	50	.21	164 ft.	328 ft.
U85MTD8M LL	69.80	7754-0080	85	.36	164 ft.	328 ft.
U100MTD8M LL	83.77	7754-0081	100	.42	164 ft.	328 ft.

14M

Part No.	Sugg. List Price per Foot	Product No.	Width (mm)	Wt. per Ft. (Lbs.)	Min. Order Qty.	Max. Cont. Length
U25MTD14M LL	\$34.19	7754-0082	25	.19	164 ft.	328 ft.
U40MTD14M LL	57.58	7754-0083	40	.30	164 ft.	328 ft.
U55MTD14M LL	81.30	7754-0084	55	.41	164 ft.	328 ft.
U85MTD14M LL	135.00	7754-0085	85	.64	164 ft.	328 ft.
U100MTD14M LL	168.24	7754-0086	100	.75	164 ft.	328 ft.

SYNCHRO-POWER BELTING

Prices Subject To Change Without Notice





Synchro-Power® PolyUrethane Timing Belts

Markets/Applications


- Office Machines
- Machine Tools
- Postage Handling Equipment
- Sewing Machines
- Vending Machines
- Agriculture
- Outdoor Power Equipment
- Wood & Paper
- Sand & Gravel
- Oil Fields
- Food Processing
- HVAC

Features/Advantages

- Steel Tensile Cord
- Length Stability

Features/Advantages (continued)

- Low Noise
- Temperature Ranges from -22° F to +176° F (-30° C to +80° C)
- Compact Drive
- Light Weight
- Eliminates Lubrication
- Requires Minimal Maintenance
- Corrosion and Abrasion Resistant
- Precise Fit
- Low Noise
- Metric Pitch



How to Describe and Order

Specify the quantity required followed by the part number and width.

Product No. Series 7754

T2.5

Part No.	Sugg. List Price per mm Wide	Add-On List Price per Belt	No. of Teeth	Pitch Length (mm)	Wt. per mm Wide (Lbs.)
T2.5-120	\$1.32	1.50	48	120.0	.001
T2.5-145	1.32	1.50	58	145.0	.001
T2.5-160	1.32	1.50	64	160.0	.001
T2.5-177	1.32	1.50	71	177.5	.001
T2.5-200	1.32	1.50	80	200.0	.001
T2.5-230	1.32	1.50	92	230.0	.001
T2.5-245	1.32	1.50	98	245.0	.001
T2.5-265	1.36	1.50	106	265.0	.001
T2.5-285	1.37	1.50	114	285.0	.002
T2.5-305	1.43	1.50	122	305.0	.002
T2.5-317	1.43	1.50	127	317.5	.002
T2.5-330	1.43	1.50	132	330.0	.002

Part No.	Sugg. List Price per mm Wide	Add-On List Price per Belt	No. of Teeth	Pitch Length (mm)	Wt. per mm Wide (Lbs.)
T2.5-380	\$1.51	1.50	152	380.0	.002
T2.5-420	1.59	1.50	168	420.0	.002
T2.5-480	1.65	1.50	192	480.0	.003
T2.5-500	1.68	1.50	200	500.0	.003
T2.5-600	1.99	1.50	240	600.0	.003
T2.5-650	2.14	1.50	260	650.0	.004
T2.5-680	2.14	1.50	272	680.0	.004
T2.5-780	2.26	1.50	312	780.0	.004
T2.5-880	2.33	1.50	352	880.0	.005
T2.5-915	2.41	1.50	366	915.0	.005
T2.5-950	2.65	1.50	380	950.0	.005
T2.5-1185	3.45	1.50	474	1185.0	.007

Synchro-Power belts require \$100 minimum order. (Multiple sizes may be combined to meet the minimum).
 Synchro-Power Belts are Standard/Non-Stock and may require manufacturing lead time. Check with Customer Service for availability. **NOTE: All Synchro-Power Belts are non-returnable.**

T5

Part No.	Sugg. List Price per mm Wide	Add-On List Price per Belt	No. of Teeth	Pitch Length (mm)	Wt. per mm Wide (Lbs.)
T5-185	\$.93	1.50	37	185.0	.001
T5-200	.94	1.50	40	200.0	.001
T5-215	.94	1.50	43	215.0	.001
T5-220	.94	1.50	44	220.0	.001
T5-225	.96	1.50	45	225.0	.001
T5-245	.96	1.50	49	245.0	.001
T5-255	.97	1.50	51	255.0	.001
T5-260	.97	1.50	52	260.0	.001
T5-270	.97	1.50	54	270.0	.001
T5-280	.98	1.50	56	280.0	.002
T5-295	1.00	1.50	59	295.0	.002
T5-305	1.02	1.50	61	305.0	.002
T5-330	1.02	1.50	66	330.0	.002
T5-340	1.04	1.50	68	340.0	.002
T5-350	1.07	1.50	70	350.0	.002
T5-355	1.07	1.50	71	355.0	.002
T5-365	1.08	1.50	73	365.0	.002
T5-390	1.08	1.50	78	390.0	.002
T5-400	1.11	1.50	80	400.0	.002

Part No.	Sugg. List Price per mm Wide	Add-On List Price per Belt	No. of Teeth	Pitch Length (mm)	Wt. per mm Wide (Lbs.)
T5-410	\$1.12	1.50	82	410.0	.002
T5-420	1.13	1.50	84	420.0	.002
T5-455	1.15	1.50	91	455.0	.003
T5-475	1.16	1.50	95	475.0	.003
T5-480	1.17	1.50	96	480.0	.003
T5-500	1.19	1.50	100	500.0	.003
T5-510	1.23	1.50	102	510.0	.003
T5-525	1.23	1.50	105	525.0	.003
T5-545	1.28	1.50	109	545.0	.003
T5-550	1.28	1.50	110	550.0	.003
T5-560	1.32	1.50	112	560.0	.003
T5-575	1.35	1.50	115	575.0	.003
T5-610	1.42	1.50	122	610.0	.003
T5-620	1.47	1.50	124	620.0	.003
T5-630	1.50	1.50	126	630.0	.003
T5-650	1.53	1.50	130	650.0	.004
T5-660	1.57	1.50	132	660.0	.004
T5-690	1.58	1.50	138	690.0	.004
T5-720	1.58	1.50	144	720.0	.004

Prices Subject To Change Without Notice





Synchro-Power® PolyUrethane Timing Belts (continued)

Synchro-Power belts require \$100 minimum order. (Multiple sizes may be combined to meet the minimum).

Synchro-Power Belts are Standard/Non-Stock and may require manufacturing lead time. Check with Customer Service for availability. NOTE: All Synchro-

Product No. Series 7754 (continued)

T5 (continued)

Part No.	Sugg. List Price per mm Wide	Add-On List Price per Belt	No. of Teeth	Pitch Length (mm)	Wt. per mm Wide (Lbs.)
T5-750	\$1.59	\$1.50	150	750.0	.004
T5-780	1.61	1.50	156	780.0	.004
T5-815	1.62	1.50	163	815.0	.004
T5-830	1.64	1.50	166	830.0	.005
T5-840	1.65	1.50	168	840.0	.005
T5-885	1.70	1.50	177	885.0	.005
T5-900	1.71	1.50	180	900.0	.005
T5-990	1.89	1.50	198	990.0	.005

Part No.	Sugg. List Price per mm Wide	Add-On List Price per Belt	No. of Teeth	Pitch Length (mm)	Wt. per mm Wide (Lbs.)
T5-1075	\$2.06	\$1.50	215	1075.0	.006
T5-1100	2.10	1.50	220	1100.0	.006
T5-1160	2.30	1.50	232	1160.0	.006
T5-1215	2.46	1.50	243	1215.0	.007
T5-1280	2.51	1.50	256	1280.0	.007
T5-1315	2.53	1.50	263	1315.0	.007
T5-1380	2.66	1.50	276	1380.0	.008
T5-1955	3.77	1.50	391	1955.0	.011

T10

Part No.	Sugg. List Price per mm Wide	Add-On List Price per Belt	No. of Teeth	Pitch Length (mm)	Wt. per mm Wide (Lbs.)
T10-260	\$1.28	\$1.50	26	260.0	.003
T10-340	1.29	1.50	34	340.0	.004
T10-370	1.29	1.50	37	370.0	.004
T10-400	1.32	1.50	40	400.0	.004
T10-410	1.32	1.50	41	410.0	.004
T10-440	1.34	1.50	44	440.0	.005
T10-480	1.43	1.50	48	480.0	.005
T10-500	1.43	1.50	50	500.0	.005
T10-530	1.50	1.50	53	530.0	.006
T10-560	1.55	1.50	56	560.0	.006
T10-600	1.58	1.50	60	600.0	.006
T10-610	1.59	1.50	61	610.0	.007
T10-630	1.60	1.50	63	630.0	.007
T10-660	1.61	1.50	66	660.0	.007
T10-690	1.67	1.50	69	690.0	.007
T10-700	1.67	1.50	70	700.0	.008
T10-720	1.69	1.50	72	720.0	.008
T10-750	1.72	1.50	75	750.0	.008
T10-780	1.74	1.50	78	780.0	.008
T10-810	1.78	1.50	81	810.0	.009
T10-840	1.93	1.50	84	840.0	.009
T10-880	2.11	1.50	88	880.0	.010
T10-890	2.15	1.50	89	890.0	.010
T10-900	2.22	1.50	90	900.0	.010
T10-920	2.25	1.50	92	920.0	.010
T10-960	2.31	1.50	96	960.0	.010

Part No.	Sugg. List Price per mm Wide	Add-On List Price per Belt	No. of Teeth	Pitch Length (mm)	Wt. per mm Wide (Lbs.)
T10-970	\$2.32	\$1.50	97	970.0	.010
T10-980	2.48	1.50	98	980.0	.011
T10-1010	2.56	1.50	101	1010.0	.011
T10-1080	2.58	1.50	108	1080.0	.012
T10-1110	2.62	1.50	111	1110.0	.012
T10-1140	2.66	1.50	114	1140.0	.012
T10-1150	2.67	1.50	115	1150.0	.012
T10-1210	2.75	1.50	121	1210.0	.013
T10-1240	2.88	1.50	124	1240.0	.013
T10-1250	2.91	1.50	125	1250.0	.014
T10-1300	3.13	1.50	130	1300.0	.014
T10-1320	3.26	1.50	132	1320.0	.014
T10-1350	3.32	1.50	135	1350.0	.015
T10-1390	3.33	1.50	139	1390.0	.015
T10-1400	3.33	1.50	140	1400.0	.015
T10-1420	3.34	1.50	142	1420.0	.015
T10-1460	3.35	1.50	146	1460.0	.016
T10-1500	3.38	1.50	150	1500.0	.016
T10-1560	3.43	1.50	156	1560.0	.017
T10-1610	3.72	1.50	161	1610.0	.017
T10-1750	4.14	1.50	175	1750.0	.019
T10-1780	4.28	1.50	178	1780.0	.019
T10-1880	4.39	1.50	188	1880.0	.020
T10-1960	4.96	1.50	196	1960.0	.021
T10-2250	5.71	1.50	225	2250.0	.024

T5DL and T10DL

Part No.	Sugg. List Price per mm Wide	Add-On List Price per Belt	No. of Teeth	Pitch Length (mm)	Wt. per mm Wide (Lbs.)
T5DL410	\$1.35	\$1.50	82	410.0	.007
T5DL460	1.39	1.50	92	460.0	.008
T5DL590	1.71	1.50	118	590.0	.010
T5DL620	1.76	1.50	124	620.0	.011
T5DL750	1.91	1.50	150	750.0	.013
T5DL815	1.95	1.50	163	815.0	.014
T5DL860	2.04	1.50	172	860.0	.015
T5DL940	2.27	1.50	188	940.0	.017
T5DL1100	2.52	1.50	220	1100.0	.019
T10DL260	1.52	1.50	26	260.0	.005
T10DL530	1.80	1.50	53	530.0	.009
T10DL630	1.92	1.50	63	630.0	.011
T10DL660	1.93	1.50	66	660.0	.012

Part No.	Sugg. List Price per mm Wide	Add-On List Price per Belt	No. of Teeth	Pitch Length (mm)	Wt. per mm Wide (Lbs.)
T10DL720	\$2.03	\$1.50	72	720.0	.013
T10DL840	2.32	1.50	84	840.0	.015
T10DL980	2.98	1.50	98	980.0	.017
T10DL1210	3.31	1.50	121	1210.0	.021
T10DL1240	3.46	1.50	124	1240.0	.022
T10DL1250	3.48	1.50	125	1250.0	.022
T10DL1320	3.90	1.50	132	1320.0	.023
T10DL1350	3.99	1.50	135	1350.0	.024
T10DL1410	4.02	1.50	141	1410.0	.025
T10DL1420	4.02	1.50	142	1420.0	.025
T10DL1610	4.47	1.50	161	1610.0	.028
T10DL1880	5.28	1.50	188	1880.0	.033

Prices Subject To Change Without Notice





Synchro-Power® PolyUrethane Timing Belts (continued)

Synchro-Power belts require \$100 minimum order. (Multiple sizes may be combined to meet the minimum).

Synchro-Power Belts are Standard/Non-Stock and may require manufacturing lead time. Check with Customer Service for availability. NOTE: All Synchro-Power Belts are non-returnable.

Product No. Series 7754 (continued)

MXL

Part No.	Sugg. List Price per mm Wide	Add-On List Price per Belt	No. of Teeth	Pitch Length (mm)	Wt. per mm Wide (Lbs.)
M-440MXL	\$1.32	\$1.50	55	111.7	.001
M-456MXL	1.32	1.50	57	115.8	.001
M-480MXL	1.32	1.50	60	121.9	.001
M-560MXL	1.32	1.50	70	142.2	.001
M-576MXL	1.32	1.50	72	146.3	.001
M-608MXL	1.32	1.50	76	154.4	.001
M-632MXL	1.32	1.50	79	160.5	.001
M-640MXL	1.32	1.50	80	162.5	.001
M-656MXL	1.32	1.50	82	166.6	.001
M-704MXL	1.32	1.50	88	178.8	.001
M-728MXL	1.32	1.50	91	184.9	.001
M-736MXL	1.32	1.50	92	186.9	.001
M-808MXL	1.32	1.50	101	205.2	.001
M-816MXL	1.32	1.50	102	207.2	.001
M-824MXL	1.32	1.50	103	209.2	.001
M-880MXL	1.32	1.50	110	223.5	.001
M-912MXL	1.32	1.50	114	231.6	.001
M-960MXL	1.32	1.50	120	243.8	.001

Part No.	Sugg. List Price per mm Wide	Add-On List Price per Belt	No. of Teeth	Pitch Length (mm)	Wt. per mm Wide (Lbs.)
M-1040MXL	\$1.36	\$1.50	130	264.1	.001
M-1056MXL	1.36	1.50	132	268.2	.001
M-1120MXL	1.37	1.50	140	284.4	.002
M-1160MXL	1.43	1.50	145	294.6	.002
M-1200MXL	1.43	1.50	150	304.8	.002
M-1240MXL	1.43	1.50	155	314.9	.002
M-1400MXL	1.51	1.50	175	355.6	.002
M-1600MXL	1.59	1.50	200	406.4	.002
M-2048MXL	1.99	1.50	256	520.1	.003
M-2240MXL	2.08	1.50	280	568.9	.003
M-2464MXL	2.14	1.50	308	625.8	.003
M-2656MXL	2.14	1.50	332	674.6	.004
M-2816MXL	2.26	1.50	352	715.2	.004
M-2880MXL	2.26	1.50	360	731.5	.004
M-3240MXL	2.33	1.50	405	822.9	.005
M-3296MXL	2.33	1.50	412	837.1	.005
M-3456MXL	2.33	1.50	432	877.8	.005
M-3880MXL	3.45	1.50	485	985.5	.005

XL and L

Part No.	Sugg. List Price per mm Wide	Add-On List Price per Belt	No. of Teeth	Pitch Length (mm)	Wt. per mm Wide (Lbs.)
M-60XL	\$.93	\$1.50	30	152.4	.001
M-70XL	.93	1.50	35	177.8	.001
M-80XL	.94	1.50	40	203.2	.001
M-90XL	.96	1.50	45	228.6	.001
M-100XL	.97	1.50	50	254.0	.001
M-110XL	.98	1.50	55	279.4	.001
M-120XL	1.02	1.50	60	304.8	.001
M-130XL	1.02	1.50	65	330.2	.001
M-140XL	1.07	1.50	70	355.6	.001
M-150XL	1.08	1.50	75	381.0	.001
M-160XL	1.12	1.50	80	406.4	.001
M-170XL	1.15	1.50	85	431.8	.001
M-180XL	1.15	1.50	90	457.2	.001
M-190XL	1.17	1.50	95	482.6	.001
M-200XL	1.23	1.50	100	508.0	.001
M-210XL	1.28	1.50	105	533.4	.001
M-220XL	1.32	1.50	110	558.8	.001
M-230XL	1.42	1.50	115	584.2	.001
M-240XL	1.42	1.50	120	609.6	.001
M-250XL	1.53	1.50	125	635.0	.001

Part No.	Sugg. List Price per mm Wide	Add-On List Price per Belt	No. of Teeth	Pitch Length (mm)	Wt. per mm Wide (Lbs.)
M-260XL	\$1.57	\$1.50	130	660.4	.001
M-288XL	1.58	1.50	144	731.5	.002
M-290XL	1.59	1.50	145	736.6	.002
M-300XL	1.61	1.50	150	762.0	.002
M-356XL	1.71	1.50	178	904.2	.002
M-414XL	2.05	1.50	207	1051.2	.002
M-450XL	2.30	1.50	225	1143.0	.003
M-566XL	2.86	1.50	283	1437.6	.003
M-86L	1.01	1.50	23	218.6	.001
M-124L	1.29	1.50	33	314.3	.001
M-150L	1.32	1.50	40	381.0	.001
M-187L	1.43	1.50	50	476.2	.002
M-202L	1.50	1.50	54	514.4	.002
M-210L	1.50	1.50	56	533.4	.002
M-225L	1.58	1.50	60	571.5	.002
M-240L	1.59	1.50	64	609.6	.002
M-270L	1.67	1.50	72	685.8	.002
M-285L	1.69	1.50	76	723.9	.002
M-390L	2.56	1.50	104	990.6	.003
M-480L	2.88	1.50	128	1219.2	.004

SYNCHRO-POWER BELTING

Prices Subject To Change Without Notice





Synchro-Power® PolyUrethane Timing Belts (continued)

Product No. Series 7754 (continued)

AT5 and AT10

Synchro-Power belts require \$100 minimum order. (Multiple sizes may be combined to meet the minimum).

Synchro-Power Belts are Standard/Non-Stock and may require manufacturing lead time. Check with Customer Service for availability. NOTE: All Synchro-Power Belts are non-returnable.

Part No.	Sugg. List Price per mm Wide	Add-On List Price per Belt	No. of Teeth	Pitch Length (mm)	Wt. per mm Wide (Lbs.)
AT5-225	\$1.15	\$1.50	45	225.0	.001
AT5-255	1.16	1.50	51	255.0	.002
AT5-280	1.17	1.50	56	280.0	.002
AT5-300	1.18	1.50	60	300.0	.002
AT5-340	1.26	1.50	68	340.0	.002
AT5-375	1.27	1.50	75	375.0	.002
AT5-390	1.30	1.50	78	390.0	.003
AT5-420	1.36	1.50	84	420.0	.003
AT5-455	1.38	1.50	91	455.0	.003
AT5-500	1.43	1.50	100	500.0	.003
AT5-545	1.52	1.50	109	545.0	.004
AT5-600	1.67	1.50	120	600.0	.004
AT5-610	1.71	1.50	122	610.0	.004
AT5-660	1.79	1.50	132	660.0	.004
AT5-710	1.86	1.50	142	710.0	.005
AT5-750	1.91	1.50	150	750.0	.005
AT5-780	1.93	1.50	156	780.0	.005
AT5-825	1.97	1.50	165	825.0	.005
AT5-975	2.27	1.50	195	975.0	.006
AT5-1125	2.52	1.50	225	1125.0	.007
AT5-1500	3.20	1.50	300	1500.0	.010
AT10-500	1.72	1.50	50	500.0	.007
AT10-560	1.86	1.50	56	560.0	.007
AT10-600	1.90	1.50	60	600.0	.008

Part No.	Sugg. List Price per mm Wide	Add-On List Price per Belt	No. of Teeth	Pitch Length (mm)	Wt. per mm Wide (Lbs.)
AT10-610	\$1.91	\$1.50	61	610.0	.008
AT10-660	1.93	1.50	66	660.0	.009
AT10-700	1.98	1.50	70	700.0	.009
AT10-730	2.06	1.50	73	730.0	.010
AT10-780	2.09	1.50	78	780.0	.010
AT10-800	2.14	1.50	80	800.0	.011
AT10-840	2.32	1.50	84	840.0	.011
AT10-890	2.57	1.50	89	890.0	.012
AT10-920	2.68	1.50	92	920.0	.012
AT10-960	2.77	1.50	96	960.0	.013
AT10-980	2.96	1.50	98	980.0	.013
AT10-1000	3.01	1.50	100	1000.0	.013
AT10-1010	3.06	1.50	101	1010.0	.013
AT10-1080	3.11	1.50	108	1080.0	.014
AT10-1100	3.15	1.50	110	1100.0	.015
AT10-1150	3.20	1.50	115	1150.0	.015
AT10-1210	3.40	1.50	121	1210.0	.016
AT10-1250	3.48	1.50	125	1250.0	.017
AT10-1350	3.99	1.50	135	1350.0	.018
AT10-1400	4.09	1.50	140	1400.0	.019
AT10-1420	4.13	1.50	142	1420.0	.019
AT10-1600	4.47	1.50	160	1600.0	.021
AT10-1800	5.19	1.50	180	1800.0	.024

SYNCHRO-POWER BELTING

Prices Subject To Change Without Notice





Belt Tensioning and Alignment Devices

Improper belt tension, either too high or too low, can cause belt drive problems. An “experienced” thumb is not sufficient today with high power capacity belts, Gates recommends using a tension gauge. Proper tension and installation can extend belt life and reduce costly downtime. Some of Gates most popular tension testers include:

Sonic Tension Meter

- A. Model 505C — Product No. 7420-0201**
- B. Model 305FD — Product No. 7420-0203**

For extremely accurate belt tension measuring, the Gates Sonic Tension Meter is an electronic device that measures the natural frequency of a free stationary belt span and instantly computes the static belt tension based upon the belt span length, belt width, and belt type. Both models can be used with all synchronous belts, Micro-V® belts and Polyflex® belts.

Features:

Model 505C:

- Output readings can be switched between pounds, kilograms and newtons.
- Auto gain control automatically adjusts meter sensitivity.
- Auto frequency range filters for background noise.
- Frequency range from 10 - 1,000 Hz.

Model 305FD:

- Manually adjustable frequency range filters for background noise.
- RS-232 port outputs data to IBM-compatible computers.
- Frequency range from 10 - 5,000 Hz.
- Micro-adjustable gain control.

C. Double Barrel Tension Tester

Product No. 7401-0075

Maximum deflection force: 66 Lbs. For use with all multiple V-belts and large synchronous belts.

D. Kriket Gauges

Product No. and 7401-0072

For use with:
Automotive V-belts

Sonic Tension Meter and Accessories

Product No.	Description	List Price
7420-0201	Sonic Tension Meter Model 505C	\$1000.00
7420-0203	Sonic Tension Meter Model 305FD	2500.00
7420-0204	Flexible Sensor	110.00
7420-0206	Cord Sensor	110.00
7420-0208	A/C Adapter	70.00
7420-0212	Inductive Sensor	664.00



E. Five Barrel Tension Tester

Product No. 7401-0079

Maximum deflection force: 165 lbs. For use with multiple V-belts and large synchronous belts.

F. Tension Tester (Pencil Type)

Product No. 7401-0076

Maximum deflection force: 30 Lbs. For use with all small V-belts and synchronous belts.

G. EZ Align Precision Laser Alignment Device

Product No. 7420-1000

Identifies common types of pulley misalignment.

Other Tensioning and Alignment Devices

Product No.	Description	List Price
7401-0076	30 Lb. Pencil Type	\$16.00
7401-0075	66 Lb. Double Barrel	54.00
7401-0071	Kriket	9.69
7401-0072	Kriket II	13.16
7401-0079	165 Lb. Five Barrel	220.00
7420-1000	EZ Align Laser Alignment Device	2200.00

Prices Subject To Change Without Notice





QD Sheaves for Super HC® Belts



Markets/Applications

For use with Super HC Belts

Features/Advantages

- Full Split in Bushing allows Easy Installation and Removal
- Precise Sheave Design produces Positive, Press Fit to Shaft
- No Sheave Wobble
- Smaller, Narrower Sheaves
- Precision Manufactured
- Transmit Higher HP
- Static Balanced

How to Describe and Order

Specify sheave quantity followed by Part Number (QD, number of grooves, / [slash], cross section and diameter).

For Example:

Quantity
50

Part Number
QD4/3V6.00

NOTE: Sheaves and Bushings must be ordered separately.

Do **NOT** use these sheaves with rim speeds in excess of 6,500 fpm.

Product No. Series 7872 & 7873

3V Section

Part No.	Suggested List Price	Product No.	No. of Grooves	Bushing	Max. Bore (In.)	F Dimension (In.)	Wt. Ea. (Lbs.)
QD1/3V2.20	\$24.00	7872-1022	1	JA	1 ³ / ₁₆	1 ¹ / ₁₆	.60
QD2/3V2.20	34.56	7872-2022	2	JA	1 ³ / ₁₆	1 ³ / ₃₂	.90
QD1/3V2.35	24.96	7872-1023	1	JA	1 ³ / ₁₆	1 ¹ / ₁₆	.80
QD2/3V2.35	35.52	7872-2023	2	JA	1 ³ / ₁₆	1 ³ / ₃₂	1.00
QD1/3V2.50	25.92	7872-1025	1	JA	1 ³ / ₁₆	1 ¹ / ₁₆	.90
QD2/3V2.50	36.48	7872-2025	2	JA	1 ³ / ₁₆	1 ³ / ₃₂	1.20
QD3/3V2.50	43.20	7872-3025	3	JA	1 ³ / ₁₆	1 ¹ / ₂	1.60
QD1/3V2.65	26.88	7872-1026	1	JA	1 ³ / ₁₆	1 ¹ / ₁₆	.50
QD2/3V2.65	37.44	7872-2026	2	JA	1 ³ / ₁₆	1 ³ / ₃₂	.80
QD3/3V2.65	44.16	7872-3026	3	JA	1 ³ / ₁₆	1 ¹ / ₂	1.00
QD4/3V2.65	50.88	7872-4026	4	JA	1 ³ / ₁₆	1 ²⁹ / ₃₂	1.30
QD1/3V2.80	27.84	7872-1028	1	JA	1 ³ / ₁₆	1 ¹ / ₁₆	.60
QD2/3V2.80	38.40	7872-2028	2	JA	1 ³ / ₁₆	1 ³ / ₃₂	.90
QD3/3V2.80	45.12	7872-3028	3	JA	1 ³ / ₁₆	1 ¹ / ₂	1.30
QD4/3V2.80	51.36	7872-4028	4	JA	1 ³ / ₁₆	1 ²⁹ / ₃₂	1.60
QD1/3V3.00	28.80	7872-1030	1	JA	1 ³ / ₁₆	1 ¹ / ₁₆	.80
QD2/3V3.00	39.36	7872-2030	2	JA	1 ³ / ₁₆	1 ³ / ₃₂	1.20
QD3/3V3.00	46.56	7872-3030	3	SH	1 ⁵ / ₈	1 ¹ / ₂	1.60
QD4/3V3.00	51.84	7872-4030	4	SH	1 ⁵ / ₈	1 ²⁹ / ₃₂	1.90
QD1/3V3.15	30.00	7872-1031	1	JA	1 ³ / ₁₆	1 ¹ / ₁₆	.90
QD2/3V3.15	40.80	7872-2031	2	JA	1 ³ / ₁₆	1 ³ / ₃₂	1.00
QD3/3V3.15	48.00	7872-3031	3	SH	1 ⁵ / ₈	1 ¹ / ₂	1.90
QD4/3V3.15	53.76	7872-4031	4	SH	1 ⁵ / ₈	1 ²⁹ / ₃₂	2.20
QD1/3V3.35	31.68	7872-1033	1	JA	1 ³ / ₁₆	1 ¹ / ₁₆	1.10
QD2/3V3.35	42.24	7872-2033	2	SH	1 ⁵ / ₈	1 ³ / ₃₂	1.11
QD3/3V3.35	49.44	7872-3033	3	SH	1 ⁵ / ₈	1 ¹ / ₂	1.70
QD4/3V3.35	55.68	7872-4033	4	SH	1 ⁵ / ₈	1 ²⁹ / ₃₂	2.10
QD1/3V3.65	33.12	7872-1036	1	SH	1 ⁵ / ₈	1 ¹ / ₁₆	1.30
QD2/3V3.65	43.68	7872-2036	2	SH	1 ⁵ / ₈	1 ³ / ₃₂	1.50
QD3/3V3.65	50.88	7872-3036	3	SH	1 ⁵ / ₈	1 ¹ / ₂	2.20
QD4/3V3.65	57.60	7872-4036	4	SH	1 ⁵ / ₈	1 ²⁹ / ₃₂	2.80
QD1/3V4.12	34.56	7872-1041	1	SH	1 ⁵ / ₈	1 ¹ / ₁₆	1.70
QD2/3V4.12	48.00	7872-2041	2	SH	1 ⁵ / ₈	1 ³ / ₃₂	2.29
QD3/3V4.12	52.80	7872-3041	3	SH	1 ⁵ / ₈	1 ¹ / ₂	2.60
QD4/3V4.12	60.00	7872-4041	4	SH	1 ⁵ / ₈	1 ²⁹ / ₃₂	3.00
QD1/3V4.50	36.00	7872-1045	1	SH	1 ⁵ / ₈	1 ¹ / ₁₆	2.10
QD2/3V4.50	52.80	7872-2045	2	SH	1 ⁵ / ₈	1 ³ / ₃₂	2.70
QD3/3V4.50	60.00	7872-3045	3	SDS	1 ¹⁵ / ₁₆	1 ¹ / ₂	3.05
QD4/3V4.50	62.40	7872-4045	4	SDS	1 ¹⁵ / ₁₆	1 ²⁹ / ₃₂	3.40

Sheaves Do Not Include Bushings • Prices Subject To Change Without Notice





QD Sheaves for Super HC® Belts (continued)

Product No. Series 7872 & 7873 (continued)

3V Section (continued)

Part No.	Suggested List Price	Product No.	No. of Grooves	Bushing	Max. Bore (In.)	F Dimension (In.)	Wt. Ea. (Lbs.)
QD1/3V4.75	\$38.40	7872-1047	1	SH	1 ⁵ / ₈	1 ¹ / ₁₆	2.50
QD2/3V4.75	57.60	7872-2047	2	SH	1 ⁵ / ₈	1 ³ / ₃₂	3.10
QD3/3V4.75	64.80	7872-3047	3	SDS	1 ¹⁵ / ₁₆	1 ¹ / ₂	3.69
QD4/3V4.75	67.20	7872-4047	4	SDS	1 ¹⁵ / ₁₆	1 ²⁹ / ₃₂	4.37
QD5/3V4.75	74.40	7872-5047	5	SDS	1 ¹⁵ / ₁₆	2 ⁵ / ₁₆	4.50
QD6/3V4.75	100.80	7872-6047	6	SK	2 ¹ / ₂	2 ²³ / ₃₂	5.09
QD8/3V4.75	127.20	7872-8047	8	SK	2 ¹ / ₂	3 ¹⁷ / ₃₂	6.64
QD10/3V4.75	151.20	7873-0047	10	SK	2 ¹ / ₂	4 ¹¹ / ₃₂	10.10
QD1/3V5.00	40.80	7872-1050	1	SH	1 ⁵ / ₈	1 ¹ / ₁₆	2.80
QD2/3V5.00	62.40	7872-2050	2	SH	1 ⁵ / ₈	1 ³ / ₃₂	3.71
QD3/3V5.00	69.60	7872-3050	3	SDS	1 ¹⁵ / ₁₆	1 ¹ / ₂	4.14
QD4/3V5.00	72.00	7872-4050	4	SDS	1 ¹⁵ / ₁₆	1 ²⁹ / ₃₂	4.50
QD5/3V5.00	81.60	7872-5050	5	SDS	1 ¹⁵ / ₁₆	2 ⁵ / ₁₆	5.30
QD6/3V5.00	103.20	7872-6050	6	SK	2 ¹ / ₂	2 ²³ / ₃₂	7.70
QD8/3V5.00	132.00	7872-8050	8	SK	2 ¹ / ₂	3 ¹⁷ / ₃₂	7.43
QD10/3V5.00	153.60	7873-0050	10	SK	2 ¹ / ₂	4 ¹¹ / ₃₂	8.60
QD1/3V5.30	43.20	7872-1053	1	SH	1 ⁵ / ₈	1 ¹ / ₁₆	3.20
QD2/3V5.30	64.80	7872-2053	2	SH	1 ⁵ / ₈	1 ³ / ₃₂	4.37
QD3/3V5.30	72.00	7872-3053	3	SDS	1 ¹⁵ / ₁₆	1 ¹ / ₂	4.40
QD4/3V5.30	76.80	7872-4053	4	SDS	1 ¹⁵ / ₁₆	1 ²⁹ / ₃₂	5.10
QD5/3V5.30	84.00	7872-5053	5	SK	2 ¹ / ₂	2 ⁵ / ₁₆	5.80
QD6/3V5.30	105.60	7872-6053	6	SK	2 ¹ / ₂	2 ²³ / ₃₂	6.70
QD8/3V5.30	148.80	7872-8053	8	SK	2 ¹ / ₂	3 ¹⁷ / ₃₂	7.56
QD10/3V5.30	156.00	7873-0053	10	SK	2 ¹ / ₂	4 ¹¹ / ₃₂	9.60
QD1/3V5.60	45.60	7872-1056	1	SH	1 ⁵ / ₈	1 ¹ / ₁₆	3.20
QD2/3V5.60	67.20	7872-2056	2	SH	1 ⁵ / ₈	1 ³ / ₃₂	4.72
QD3/3V5.60	74.40	7872-3056	3	SDS	1 ¹⁵ / ₁₆	1 ¹ / ₂	4.90
QD4/3V5.60	79.20	7872-4056	4	SDS	1 ¹⁵ / ₁₆	1 ²⁹ / ₃₂	5.60
QD5/3V5.60	91.20	7872-5056	5	SK	2 ¹ / ₂	2 ⁵ / ₁₆	7.00
QD6/3V5.60	108.00	7872-6056	6	SK	2 ¹ / ₂	2 ²³ / ₃₂	7.72
QD8/3V5.60	151.20	7872-8056	8	SK	2 ¹ / ₂	3 ¹⁷ / ₃₂	9.41
QD10/3V5.60	158.40	7873-0056	10	SK	2 ¹ / ₂	4 ¹¹ / ₃₂	10.70
QD1/3V6.00	48.00	7872-1060	1	SH	1 ⁵ / ₈	1 ¹ / ₁₆	3.50
QD2/3V6.00	69.60	7872-2060	2	SH	1 ⁵ / ₈	1 ³ / ₃₂	5.87
QD3/3V6.00	79.20	7872-3060	3	SDS	1 ¹⁵ / ₁₆	1 ¹ / ₂	6.90
QD4/3V6.00	84.00	7872-4060	4	SK	2 ¹ / ₂	1 ²⁹ / ₃₂	7.60
QD5/3V6.00	93.60	7872-5060	5	SK	2 ¹ / ₂	2 ⁵ / ₁₆	8.30
QD6/3V6.00	110.40	7872-6060	6	SK	2 ¹ / ₂	2 ²³ / ₃₂	9.40
QD8/3V6.00	153.60	7872-8060	8	SK	2 ¹ / ₂	3 ¹⁷ / ₃₂	10.05
QD10/3V6.00	160.80	7873-0060	10	SK	2 ¹ / ₂	4 ¹¹ / ₃₂	12.50
QD1/3V6.50	52.80	7872-1065	1	SH	1 ⁵ / ₈	1 ¹ / ₁₆	3.90
QD2/3V6.50	76.80	7872-2065	2	SDS	1 ⁵ / ₈	1 ³ / ₃₂	6.56
QD3/3V6.50	81.60	7872-3065	3	SDS	1 ¹⁵ / ₁₆	1 ¹ / ₂	8.22
QD4/3V6.50	86.40	7872-4065	4	SK	2 ¹ / ₂	1 ²⁹ / ₃₂	10.19
QD5/3V6.50	96.00	7872-5065	5	SK	2 ¹ / ₂	2 ⁵ / ₁₆	10.30
QD6/3V6.50	112.80	7872-6065	6	SK	2 ¹ / ₂	2 ²³ / ₃₂	11.10
QD8/3V6.50	156.00	7872-8065	8	SK	2 ¹ / ₂	3 ¹⁷ / ₃₂	12.90
QD10/3V6.50	172.80	7873-0065	10	SK	2 ¹ / ₂	4 ¹¹ / ₃₂	14.40
QD1/3V6.90	62.40	7872-1069	1	SH	1 ⁵ / ₈	1 ¹ / ₁₆	3.60
QD2/3V6.90	84.00	7872-2069	2	SDS	1 ⁵ / ₈	1 ³ / ₃₂	4.90
QD3/3V6.90	96.00	7872-3069	3	SDS	1 ¹⁵ / ₁₆	1 ¹ / ₂	8.98
QD4/3V6.90	98.40	7872-4069	4	SK	2 ¹ / ₂	1 ²⁹ / ₃₂	10.62
QD5/3V6.90	105.60	7872-5069	5	SK	2 ¹ / ₂	2 ⁵ / ₁₆	11.80
QD6/3V6.90	134.40	7872-6069	6	SK	2 ¹ / ₂	2 ²³ / ₃₂	16.77
QD8/3V6.90	158.40	7872-8069	8	SK	2 ¹ / ₂	3 ¹⁷ / ₃₂	13.84
QD10/3V6.90	175.20	7873-0069	10	SK	2 ¹ / ₂	4 ¹¹ / ₃₂	16.73

HEAVY DUTY SHEAVES

Sheaves Do Not Include Bushings • Prices Subject To Change Without Notice





QD Sheaves for Super HC[®] Belts (continued)

Product No. Series 7872 & 7873 (continued)

3V Section (continued)

Part No.	Suggested List Price	Product No.	No. of Grooves	Bushing	Max. Bore (In.)	F Dimension (In.)	Wt. Ea. (Lbs.)
QD1/3V8.00	\$72.00	7872-1080	1	SDS	1 ¹⁵ / ₁₆	1 ¹¹ / ₁₆	5.20
QD2/3V8.00	86.40	7872-2080	2	SDS	1 ¹⁵ / ₁₆	1 ³ / ₃₂	9.68
QD3/3V8.00	103.20	7872-3080	3	SK	2 ¹ / ₂	1 ¹ / ₂	14.42
QD4/3V8.00	105.60	7872-4080	4	SK	2 ¹ / ₂	1 ²⁹ / ₃₂	11.60
QD5/3V8.00	112.80	7872-5080	5	SK	2 ¹ / ₂	2 ⁵ / ₁₆	17.94
QD6/3V8.00	148.80	7872-6080	6	SK	2 ¹ / ₂	2 ²³ / ₃₂	13.80
QD8/3V8.00	177.60	7872-8080	8	SF	2 ¹⁵ / ₁₆	3 ¹⁷ / ₃₂	16.40
QD10/3V8.00	232.80	7873-0080	10	SF	2 ¹⁵ / ₁₆	4 ¹¹ / ₃₂	19.00
QD1/3V10.60	120.00	7872-1106	1	SDS	1 ¹⁵ / ₁₆	1 ¹¹ / ₁₆	8.00
QD2/3V10.60	132.00	7872-2106	2	SK	1 ¹⁵ / ₁₆	1 ³ / ₃₂	13.00
QD3/3V10.60	151.20	7872-3106	3	SK	2 ¹ / ₂	1 ¹ / ₂	17.50
QD4/3V10.60	153.60	7872-4106	4	SK	2 ¹ / ₂	1 ²⁹ / ₃₂	17.00
QD5/3V10.60	156.00	7872-5106	5	SK	2 ¹ / ₂	2 ⁵ / ₁₆	16.80
QD6/3V10.60	172.80	7872-6106	6	SF	2 ¹⁵ / ₁₆	2 ²³ / ₃₂	30.79
QD8/3V10.60	252.00	7872-8106	8	SF	2 ¹⁵ / ₁₆	3 ¹⁷ / ₃₂	26.50
QD10/3V10.60	300.00	7873-0106	10	E	3 ¹ / ₂	4 ¹¹ / ₃₂	31.50
QD1/3V14.00	144.00	7872-1140	1	SK	2 ¹ / ₂	1 ¹¹ / ₁₆	13.50
QD2/3V14.00	208.80	7872-2140	2	SK	2 ¹ / ₂	1 ³ / ₃₂	19.36
QD3/3V14.00	220.80	7872-3140	3	SK	2 ¹ / ₂	1 ¹ / ₂	21.38
QD4/3V14.00	235.20	7872-4140	4	SK	2 ¹ / ₂	1 ²⁹ / ₃₂	21.00
QD5/3V14.00	278.40	7872-5140	5	SF	2 ¹⁵ / ₁₆	2 ⁵ / ₁₆	25.00
QD6/3V14.00	297.60	7872-6140	6	SF	2 ¹⁵ / ₁₆	2 ²³ / ₃₂	31.12
QD8/3V14.00	340.80	7872-8140	8	E	3 ¹ / ₂	3 ¹⁷ / ₃₂	38.00
QD10/3V14.00	384.00	7873-0140	10	E	3 ¹ / ₂	4 ¹¹ / ₃₂	43.00
QD1/3V19.00	240.00	7872-1190	1	SK	2 ¹ / ₂	1 ¹¹ / ₁₆	21.00
QD2/3V19.00	244.80	7872-2190	2	SK	2 ¹ / ₂	1 ³ / ₃₂	13.00
QD3/3V19.00	259.20	7872-3190	3	SF	2 ¹⁵ / ₁₆	1 ¹ / ₂	29.00
QD4/3V19.00	302.40	7872-4190	4	SF	2 ¹⁵ / ₁₆	1 ²⁹ / ₃₂	32.00
QD5/3V19.00	350.40	7872-5190	5	SF	2 ¹⁵ / ₁₆	2 ⁵ / ₁₆	41.00
QD6/3V19.00	369.60	7872-6190	6	E	3 ¹ / ₂	2 ²³ / ₃₂	45.00
QD8/3V19.00	532.80	7872-8190	8	E	3 ¹ / ₂	3 ¹⁷ / ₃₂	62.00
QD10/3V19.00	566.40	7873-0190	10	E	3 ¹ / ₂	4 ¹¹ / ₃₂	71.00
QD2/3V25.00	432.00	7872-2250	2	SF	2 ¹⁵ / ₁₆	1 ³ / ₃₂	33.00
QD3/3V25.00	480.00	7872-3250	3	SF	2 ¹⁵ / ₁₆	1 ¹ / ₂	45.50
QD4/3V25.00	494.40	7872-4250	4	SF	2 ¹⁵ / ₁₆	1 ²⁹ / ₃₂	49.20
QD5/3V25.00	523.20	7872-5250	5	E	3 ¹ / ₂	2 ⁵ / ₁₆	62.20
QD6/3V25.00	542.40	7872-6250	6	E	3 ¹ / ₂	2 ²³ / ₃₂	66.50
QD8/3V25.00	624.00	7872-8250	8	E	3 ¹ / ₂	3 ¹⁷ / ₃₂	84.50
QD10/3V25.00	715.20	7873-0250	10	F	3 ¹⁵ / ₁₆	4 ¹¹ / ₃₂	98.60
QD3/3V33.50	864.00	7872-3335	3	SF	2 ¹⁵ / ₁₆	1 ¹ / ₂	75.50
QD4/3V33.50	936.00	7872-4335	4	E	3 ¹ / ₂	1 ²⁹ / ₃₂	79.60
QD5/3V33.50	1020.00	7872-5335	5	E	3 ¹ / ₂	2 ⁵ / ₁₆	97.50
QD6/3V33.50	1080.00	7872-6335	6	E	3 ¹ / ₂	2 ²³ / ₃₂	105.00
QD8/3V33.50	1176.00	7872-8335	8	F	3 ¹⁵ / ₁₆	3 ¹⁷ / ₃₂	137.00
QD10/3V33.50	1320.00	7873-0335	10	F	3 ¹⁵ / ₁₆	4 ¹¹ / ₃₂	178.00

HEAVY DUTY SHEAVES

Sheaves Do Not Include Bushings • Prices Subject To Change Without Notice





QD Sheaves for Super HC® Belts (continued)

Product No. Series 7874 & 7875

5V Section

Part No.	Suggested List Price	Product No.	No. of Grooves	Bushing	Max. Bore (In.)	F Dimension (In.)	Wt. Ea. (Lbs.)
QD2/5V4.40	\$87.60	7874-2044	2	SH	1 ⁵ / ₈	1 ¹¹ / ₁₆	3.10
QD3/5V4.40	94.80	7874-3044	3	SDS	1 ¹⁵ / ₁₆	2 ³ / ₈	4.84
QD4/5V4.40	110.40	7874-4044	4	SD	1 ¹⁵ / ₁₆	3 ¹ / ₁₆	5.20
QD5/5V4.40	124.80	7874-5044	5	SD	1 ¹⁵ / ₁₆	3 ³ / ₄	5.47
QD6/5V4.40	136.80	7874-6044	6	SD	1 ¹⁵ / ₁₆	4 ⁷ / ₁₆	7.40
QD2/5V4.65	94.80	7874-2046	2	SDS	1 ¹⁵ / ₁₆	1 ¹¹ / ₁₆	3.20
QD3/5V4.65	102.00	7874-3046	3	SDS	1 ¹⁵ / ₁₆	2 ³ / ₈	4.66
QD4/5V4.65	117.60	7874-4046	4	SD	1 ¹⁵ / ₁₆	3 ¹ / ₁₆	6.10
QD5/5V4.65	132.00	7874-5046	5	SD	1 ¹⁵ / ₁₆	3 ³ / ₄	6.90
QD6/5V4.65	144.00	7874-6046	6	SD	1 ¹⁵ / ₁₆	4 ⁷ / ₁₆	7.80
QD2/5V4.90	102.00	7874-2049	2	SDS	1 ¹⁵ / ₁₆	1 ¹¹ / ₁₆	3.80
QD3/5V4.90	109.20	7874-3049	3	SDS	1 ¹⁵ / ₁₆	2 ³ / ₈	5.00
QD4/5V4.90	124.80	7874-4049	4	SD	1 ¹⁵ / ₁₆	3 ¹ / ₁₆	6.40
QD5/5V4.90	139.20	7874-5049	5	SD	1 ¹⁵ / ₁₆	3 ³ / ₄	7.80
QD6/5V4.90	151.20	7874-6049	6	SD	1 ¹⁵ / ₁₆	4 ⁷ / ₁₆	9.00
QD2/5V5.20	109.20	7874-2052	2	SDS	1 ¹⁵ / ₁₆	1 ¹¹ / ₁₆	4.40
QD3/5V5.20	116.40	7874-3052	3	SDS	1 ¹⁵ / ₁₆	2 ³ / ₈	5.50
QD4/5V5.20	132.00	7874-4052	4	SD	1 ¹⁵ / ₁₆	3 ¹ / ₁₆	7.10
QD5/5V5.20	146.40	7874-5052	5	SD	1 ¹⁵ / ₁₆	3 ³ / ₄	9.00
QD6/5V5.20	158.40	7874-6052	6	SD	1 ¹⁵ / ₁₆	4 ⁷ / ₁₆	9.80
QD2/5V5.50	116.40	7874-2055	2	SDS	1 ¹⁵ / ₁₆	1 ¹¹ / ₁₆	4.60
QD3/5V5.50	123.60	7874-3055	3	SDS	1 ¹⁵ / ₁₆	2 ³ / ₈	6.63
QD4/5V5.50	139.20	7874-4055	4	SD	1 ¹⁵ / ₁₆	3 ¹ / ₁₆	8.10
QD5/5V5.50	153.60	7874-5055	5	SD	1 ¹⁵ / ₁₆	3 ³ / ₄	9.50
QD6/5V5.50	165.60	7874-6055	6	SD	1 ¹⁵ / ₁₆	4 ⁷ / ₁₆	10.80
QD2/5V5.90	123.60	7874-2059	2	SDS	1 ¹⁵ / ₁₆	1 ¹¹ / ₁₆	5.50
QD3/5V5.90	130.80	7874-3059	3	SDS	1 ¹⁵ / ₁₆	2 ³ / ₈	7.00
QD4/5V5.90	146.40	7874-4059	4	SD	1 ¹⁵ / ₁₆	3 ¹ / ₁₆	12.00
QD5/5V5.90	160.80	7874-5059	5	SK	2 ¹ / ₂	3 ³ / ₄	10.00
QD6/5V5.90	172.80	7874-6059	6	SK	2 ¹ / ₂	4 ⁷ / ₁₆	12.25
QD2/5V6.30	130.80	7874-2063	2	SK	2 ¹ / ₂	1 ¹¹ / ₁₆	7.62
QD3/5V6.30	138.00	7874-3063	3	SK	2 ¹ / ₂	2 ³ / ₈	9.65
QD4/5V6.30	153.60	7874-4063	4	SK	2 ¹ / ₂	3 ¹ / ₁₆	11.05
QD5/5V6.30	168.00	7874-5063	5	SK	2 ¹ / ₂	3 ³ / ₄	11.80
QD6/5V6.30	180.00	7874-6063	6	SK	2 ¹ / ₂	4 ⁷ / ₁₆	13.00
QD2/5V6.70	138.00	7874-2067	2	SK	2 ¹ / ₂	1 ¹¹ / ₁₆	8.95
QD3/5V6.70	145.20	7874-3067	3	SK	2 ¹ / ₂	2 ³ / ₈	10.10
QD4/5V6.70	160.80	7874-4067	4	SK	2 ¹ / ₂	3 ¹ / ₁₆	11.90
QD5/5V6.70	175.20	7874-5067	5	SF	2 ¹⁵ / ₁₆	3 ³ / ₄	12.80
QD6/5V6.70	184.80	7874-6067	6	SF	2 ¹⁵ / ₁₆	4 ⁷ / ₁₆	15.10
QD2/5V7.10	144.00	7874-2071	2	SK	2 ¹ / ₂	1 ¹¹ / ₁₆	10.34
QD3/5V7.10	153.60	7874-3071	3	SF	2 ¹⁵ / ₁₆	2 ³ / ₈	12.39
QD4/5V7.10	168.00	7874-4071	4	SF	2 ¹⁵ / ₁₆	3 ¹ / ₁₆	14.86
QD5/5V7.10	187.20	7874-5071	5	SF	2 ¹⁵ / ₁₆	3 ³ / ₄	15.66
QD6/5V7.10	192.00	7874-6071	6	SF	2 ¹⁵ / ₁₆	4 ⁷ / ₁₆	18.18
QD8/5V7.10	223.20	7874-8071	8	SF	2 ¹⁵ / ₁₆	5 ¹³ / ₁₆	21.00
QD2/5V7.50	146.40	7874-2075	2	SK	2 ¹ / ₂	1 ¹¹ / ₁₆	12.63
QD3/5V7.50	160.80	7874-3075	3	SF	2 ¹⁵ / ₁₆	2 ³ / ₈	13.28
QD4/5V7.50	177.60	7874-4075	4	SF	2 ¹⁵ / ₁₆	3 ¹ / ₁₆	15.50
QD5/5V7.50	208.80	7874-5075	5	SF	2 ¹⁵ / ₁₆	3 ³ / ₄	18.11
QD6/5V7.50	211.20	7874-6075	6	SF	2 ¹⁵ / ₁₆	4 ⁷ / ₁₆	18.31
QD8/5V7.50	247.20	7874-8075	8	SF	2 ¹⁵ / ₁₆	5 ¹³ / ₁₆	24.40
QD2/5V8.00	148.80	7874-2080	2	SK	2 ¹ / ₂	1 ¹¹ / ₁₆	10.00
QD3/5V8.00	170.40	7874-3080	3	SF	2 ¹⁵ / ₁₆	2 ³ / ₈	16.65
QD4/5V8.00	187.20	7874-4080	4	E	3 ¹ / ₂	3 ¹ / ₁₆	18.20
QD5/5V8.00	220.80	7874-5080	5	E	3 ¹ / ₂	3 ³ / ₄	20.50
QD6/5V8.00	223.20	7874-6080	6	E	3 ¹ / ₂	4 ⁷ / ₁₆	22.63
QD8/5V8.00	271.20	7874-8080	8	E	3 ¹ / ₂	5 ¹³ / ₁₆	26.00
QD10/5V8.00	302.40	7875-0080	10	E	3 ¹ / ₂	7 ³ / ₁₆	30.60

HEAVY DUTY SHEAVES

Sheaves Do Not Include Bushings • Prices Subject To Change Without Notice





QD Sheaves for Super HC[®] Belts (continued)

Product No. Series 7874 & 7875 (continued)

5V Section (continued)

Part No.	Suggested List Price	Product No.	No. of Grooves	Bushing	Max. Bore (In.)	F Dimension (In.)	Wt. Ea. (Lbs.)
QD2/5V8.50	\$153.60	7874-2085	2	SK	2½	1 ¹¹ / ₁₆	11.40
QD3/5V8.50	175.20	7874-3085	3	SF	2 ¹⁵ / ₁₆	2 ³ / ₈	15.50
QD4/5V8.50	194.40	7874-4085	4	E	3½	3 ¹ / ₁₆	21.20
QD5/5V8.50	228.00	7874-5085	5	E	3½	3 ³ / ₄	23.40
QD6/5V8.50	237.60	7874-6085	6	E	3½	4 ⁷ / ₁₆	26.27
QD8/5V8.50	297.60	7874-8085	8	E	3½	5 ¹³ / ₁₆	30.80
QD10/5V8.50	326.40	7875-0085	10	E	3½	7 ³ / ₁₆	36.50
QD2/5V9.00	163.20	7874-2090	2	SK	2½	1 ¹¹ / ₁₆	11.70
QD3/5V9.00	180.00	7874-3090	3	SF	2 ¹⁵ / ₁₆	2 ³ / ₈	17.30
QD4/5V9.00	196.80	7874-4090	4	E	3½	3 ¹ / ₁₆	24.00
QD5/5V9.00	237.60	7874-5090	5	E	3½	3 ³ / ₄	26.20
QD6/5V9.00	264.00	7874-6090	6	E	3½	4 ⁷ / ₁₆	29.60
QD8/5V9.00	321.60	7874-8090	8	E	3½	5 ¹³ / ₁₆	34.96
QD10/5V9.00	360.00	7875-0090	10	F	3 ¹⁵ / ₁₆	7 ³ / ₁₆	44.30
QD2/5V9.25	172.80	7874-2092	2	SK	2½	1 ¹¹ / ₁₆	19.54
QD3/5V9.25	187.20	7874-3092	3	SF	2 ¹⁵ / ₁₆	2 ³ / ₈	21.66
QD4/5V9.25	201.60	7874-4092	4	E	3½	3 ¹ / ₁₆	25.00
QD5/5V9.25	242.40	7874-5092	5	E	3½	3 ³ / ₄	28.76
QD6/5V9.25	268.80	7874-6092	6	E	3½	4 ⁷ / ₁₆	31.47
QD8/5V9.25	360.00	7874-8092	8	F	3 ¹⁵ / ₁₆	5 ¹³ / ₁₆	40.50
QD10/5V9.25	364.80	7875-0092	10	F	3 ¹⁵ / ₁₆	7 ³ / ₁₆	47.50
QD2/5V9.75	177.60	7874-2097	2	SK	2½	1 ¹¹ / ₁₆	13.20
QD3/5V9.75	194.40	7874-3097	3	SF	2 ¹⁵ / ₁₆	2 ³ / ₈	22.62
QD4/5V9.75	235.20	7874-4097	4	E	3½	3 ¹ / ₁₆	29.32
QD5/5V9.75	261.60	7874-5097	5	E	3½	3 ³ / ₄	33.00
QD6/5V9.75	273.60	7874-6097	6	E	3½	4 ⁷ / ₁₆	35.40
QD8/5V9.75	384.00	7874-8097	8	F	3 ¹⁵ / ₁₆	5 ¹³ / ₁₆	46.40
QD10/5V9.75	432.00	7875-0097	10	F	3 ¹⁵ / ₁₆	7 ³ / ₁₆	52.00
QD2/5V10.30	182.40	7874-2103	2	SK	2½	1 ¹¹ / ₁₆	22.60
QD3/5V10.30	206.40	7874-3103	3	SF	2 ¹⁵ / ₁₆	2 ³ / ₈	22.17
QD4/5V10.30	240.00	7874-4103	4	E	3½	3 ¹ / ₁₆	32.96
QD5/5V10.30	264.00	7874-5103	5	E	3½	3 ³ / ₄	36.75
QD6/5V10.30	297.60	7874-6103	6	E	3½	4 ⁷ / ₁₆	36.40
QD8/5V10.30	408.00	7874-8103	8	F	3 ¹⁵ / ₁₆	5 ¹³ / ₁₆	52.00
QD10/5V10.30	446.40	7875-0103	10	F	3 ¹⁵ / ₁₆	7 ³ / ₁₆	58.30
QD2/5V10.90	187.20	7874-2109	2	SK	2½	1 ¹¹ / ₁₆	15.90
QD3/5V10.90	211.20	7874-3109	3	SF	2 ¹⁵ / ₁₆	2 ³ / ₈	20.50
QD4/5V10.90	247.20	7874-4109	4	E	3½	3 ¹ / ₁₆	38.34
QD5/5V10.90	266.40	7874-5109	5	E	3½	3 ³ / ₄	41.89
QD6/5V10.90	312.00	7874-6109	6	E	3½	4 ⁷ / ₁₆	37.00
QD8/5V10.90	417.60	7874-8109	8	F	3 ¹⁵ / ₁₆	5 ¹³ / ₁₆	59.00
QD10/5V10.90	460.80	7875-0109	10	F	3 ¹⁵ / ₁₆	7 ³ / ₁₆	66.00
QD2/5V11.30	192.00	7874-2113	2	SK	2½	1 ¹¹ / ₁₆	16.10
QD3/5V11.30	216.00	7874-3113	3	SF	2 ¹⁵ / ₁₆	2 ³ / ₈	29.11
QD4/5V11.30	268.80	7874-4113	4	E	3½	3 ¹ / ₁₆	42.31
QD5/5V11.30	290.40	7874-5113	5	E	3½	3 ³ / ₄	31.10
QD6/5V11.30	312.00	7874-6113	6	E	3½	4 ⁷ / ₁₆	50.10
QD8/5V11.30	427.20	7874-8113	8	F	3 ¹⁵ / ₁₆	5 ¹³ / ₁₆	63.80
QD10/5V11.30	528.00	7875-0113	10	F	3 ¹⁵ / ₁₆	7 ³ / ₁₆	71.10
QD2/5V11.80	194.40	7874-2118	2	SK	2½	1 ¹¹ / ₁₆	28.09
QD3/5V11.80	232.80	7874-3118	3	SF	2 ¹⁵ / ₁₆	2 ³ / ₈	27.66
QD4/5V11.80	271.20	7874-4118	4	E	3½	3 ¹ / ₁₆	35.67
QD5/5V11.80	292.80	7874-5118	5	E	3½	3 ³ / ₄	37.67
QD6/5V11.80	314.40	7874-6118	6	E	3½	4 ⁷ / ₁₆	39.00
QD8/5V11.80	448.80	7874-8118	8	F	3 ¹⁵ / ₁₆	5 ¹³ / ₁₆	53.50
QD10/5V11.80	576.00	7875-0118	10	F	3 ¹⁵ / ₁₆	7 ³ / ₁₆	66.00

HEAVY DUTY SHEAVES

Sheaves Do Not Include Bushings • Prices Subject To Change Without Notice





QD Sheaves for Super HC® Belts (continued)

Product No. Series 7874 & 7875 (continued)

5V Section (continued)

Part No.	Suggested List Price	Product No.	No. of Grooves	Bushing	Max. Bore (In.)	F Dimension (In.)	Wt. Ea. (Lbs.)
QD2/5V12.50	\$196.80	7874-2125	2	SF	2 ¹ / ₂	1 ¹¹ / ₁₆	28.84
QD3/5V12.50	242.40	7874-3125	3	E	3 ¹ / ₂	2 ³ / ₈	32.00
QD4/5V12.50	280.80	7874-4125	4	E	3 ¹ / ₂	3 ¹ / ₁₆	39.62
QD5/5V12.50	338.40	7874-5125	5	E	3 ¹ / ₂	3 ³ / ₄	39.50
QD6/5V12.50	384.00	7874-6125	6	F	3 ¹⁵ / ₁₆	4 ⁷ / ₁₆	62.92
QD8/5V12.50	465.60	7874-8125	8	F	3 ¹⁵ / ₁₆	5 ¹³ / ₁₆	58.50
QD10/5V12.50	600.00	7875-0125	10	J	4 ¹ / ₂	7 ³ / ₁₆	92.40
QD2/5V13.20	211.20	7874-2132	2	SF	2 ¹⁵ / ₁₆	1 ¹¹ / ₁₆	21.00
QD3/5V13.20	254.40	7874-3132	3	E	3 ¹ / ₂	2 ³ / ₈	34.30
QD4/5V13.20	307.20	7874-4132	4	E	3 ¹ / ₂	3 ¹ / ₁₆	37.72
QD5/5V13.20	360.00	7874-5132	5	E	3 ¹ / ₂	3 ³ / ₄	48.00
QD6/5V13.20	410.40	7874-6132	6	F	3 ¹⁵ / ₁₆	4 ⁷ / ₁₆	55.00
QD8/5V13.20	528.00	7874-8132	8	F	3 ¹⁵ / ₁₆	5 ¹³ / ₁₆	64.30
QD10/5V13.20	696.00	7875-0132	10	J	4 ¹ / ₂	7 ³ / ₁₆	81.00
QD2/5V14.00	276.00	7874-2140	2	SF	2 ¹⁵ / ₁₆	1 ¹¹ / ₁₆	30.91
QD3/5V14.00	309.60	7874-3140	3	E	3 ¹ / ₂	2 ³ / ₈	36.47
QD4/5V14.00	348.00	7874-4140	4	E	3 ¹ / ₂	3 ¹ / ₁₆	42.50
QD5/5V14.00	412.80	7874-5140	5	E	3 ¹ / ₂	3 ³ / ₄	53.66
QD6/5V14.00	460.80	7874-6140	6	F	3 ¹⁵ / ₁₆	4 ⁷ / ₁₆	61.00
QD8/5V14.00	576.00	7874-8140	8	F	3 ¹⁵ / ₁₆	5 ¹³ / ₁₆	70.00
QD10/5V14.00	768.00	7875-0140	10	J	4 ¹ / ₂	7 ³ / ₁₆	91.20
QD2/5V15.00	280.80	7874-2150	2	SF	2 ¹⁵ / ₁₆	1 ¹¹ / ₁₆	26.10
QD3/5V15.00	328.80	7874-3150	3	E	3 ¹ / ₂	2 ³ / ₈	39.50
QD4/5V15.00	384.00	7874-4150	4	E	3 ¹ / ₂	3 ¹ / ₁₆	45.00
QD5/5V15.00	460.80	7874-5150	5	E	3 ¹ / ₂	3 ³ / ₄	53.50
QD6/5V15.00	508.80	7874-6150	6	F	3 ¹⁵ / ₁₆	4 ⁷ / ₁₆	68.00
QD8/5V15.00	672.00	7874-8150	8	F	3 ¹⁵ / ₁₆	5 ¹³ / ₁₆	80.40
QD10/5V15.00	864.00	7875-0150	10	J	4 ¹ / ₂	7 ³ / ₁₆	97.80
QD2/5V16.00	302.40	7874-2160	2	SF	2 ¹⁵ / ₁₆	1 ¹¹ / ₁₆	29.20
QD3/5V16.00	338.40	7874-3160	3	E	3 ¹ / ₂	2 ³ / ₈	39.70
QD4/5V16.00	408.00	7874-4160	4	E	3 ¹ / ₂	3 ¹ / ₁₆	44.00
QD5/5V16.00	484.80	7874-5160	5	E	3 ¹ / ₂	3 ³ / ₄	53.50
QD6/5V16.00	556.80	7874-6160	6	F	3 ¹⁵ / ₁₆	4 ⁷ / ₁₆	71.00
QD8/5V16.00	768.00	7874-8160	8	F	3 ¹⁵ / ₁₆	5 ¹³ / ₁₆	89.50
QD10/5V16.00	936.00	7875-0160	10	J	4 ¹ / ₂	7 ³ / ₁₆	146.00
QD2/5V18.70	360.00	7874-2187	2	SF	2 ¹⁵ / ₁₆	1 ¹¹ / ₁₆	35.00
QD3/5V18.70	393.60	7874-3187	3	E	3 ¹ / ₂	2 ³ / ₈	48.00
QD4/5V18.70	456.00	7874-4187	4	E	3 ¹ / ₂	3 ¹ / ₁₆	58.80
QD5/5V18.70	518.40	7874-5187	5	F	3 ¹⁵ / ₁₆	3 ³ / ₄	62.70
QD6/5V18.70	624.00	7874-6187	6	F	3 ¹⁵ / ₁₆	4 ⁷ / ₁₆	84.00
QD8/5V18.70	840.00	7874-8187	8	J	4 ¹ / ₂	5 ¹³ / ₁₆	110.00
QD10/5V18.70	1032.00	7875-0187	10	J	4 ¹ / ₂	7 ³ / ₁₆	164.00
QD2/5V21.20	499.20	7874-2212	2	SF	2 ¹⁵ / ₁₆	1 ¹¹ / ₁₆	45.00
QD3/5V21.20	528.00	7874-3212	3	E	3 ¹ / ₂	2 ³ / ₈	57.00
QD4/5V21.20	614.40	7874-4212	4	E	3 ¹ / ₂	3 ¹ / ₁₆	64.00
QD5/5V21.20	643.20	7874-5212	5	F	3 ¹⁵ / ₁₆	3 ³ / ₄	88.00
QD6/5V21.20	708.00	7874-6212	6	F	3 ¹⁵ / ₁₆	4 ⁷ / ₁₆	147.00
QD8/5V21.20	912.00	7874-8212	8	J	4 ¹ / ₂	5 ¹³ / ₁₆	131.50
QD10/5V21.20	1152.00	7875-0212	10	J	4 ¹ / ₂	7 ³ / ₁₆	188.00
QD2/5V23.60	576.00	7874-2236	2	E	3 ¹ / ₂	1 ¹¹ / ₁₆	60.80
QD3/5V23.60	600.00	7874-3236	3	E	3 ¹ / ₂	2 ³ / ₈	74.30
QD4/5V23.60	655.20	7874-4236	4	F	3 ¹⁵ / ₁₆	3 ¹ / ₁₆	95.10
QD5/5V23.60	703.20	7874-5236	5	F	3 ¹⁵ / ₁₆	3 ³ / ₄	114.90
QD6/5V23.60	792.00	7874-6236	6	J	4 ¹ / ₂	4 ⁷ / ₁₆	150.00
QD8/5V23.60	1008.00	7874-8236	8	J	4 ¹ / ₂	5 ¹³ / ₁₆	162.10
QD10/5V23.60	1248.00	7875-0236	10	M	5 ¹ / ₂	7 ³ / ₁₆	217.00
QD2/5V28.00	588.00	7874-2280	2	E	3 ¹ / ₂	1 ¹¹ / ₁₆	73.00
QD3/5V28.00	648.00	7874-3280	3	E	3 ¹ / ₂	2 ³ / ₈	93.50
QD4/5V28.00	744.00	7874-4280	4	F	3 ¹⁵ / ₁₆	3 ¹ / ₁₆	118.00
QD5/5V28.00	792.00	7874-5280	5	F	3 ¹⁵ / ₁₆	3 ³ / ₄	126.00
QD6/5V28.00	888.00	7874-6280	6	J	4 ¹ / ₂	4 ⁷ / ₁₆	168.00
QD8/5V28.00	1224.00	7874-8280	8	J	4 ¹ / ₂	5 ¹³ / ₁₆	177.00
QD10/5V28.00	1536.00	7875-0280	10	M	5 ¹ / ₂	7 ³ / ₁₆	242.00

HEAVY DUTY SHEAVES

Sheaves Do Not Include Bushings • Prices Subject To Change Without Notice





QD Sheaves for Super HC® Belts (continued)

Product No. Series 7874 & 7875 (continued)

5V Section (continued)

Part No.	Suggested List Price	Product No.	No. of Grooves	Bushing	Max. Bore (In.)	F Dimension (In.)	Wt. Ea. (Lbs.)
QD3/5V31.50	\$1104.00	7874-3315	3	F	3 ¹⁵ / ₁₆	2 ³ / ₈	122.90
QD4/5V31.50	1164.00	7874-4315	4	F	3 ¹⁵ / ₁₆	3 ¹ / ₁₆	146.70
QD5/5V31.50	1296.00	7874-5315	5	J	4 ¹ / ₂	3 ³ / ₄	165.90
QD6/5V31.50	1416.00	7874-6315	6	J	4 ¹ / ₂	4 ⁷ / ₁₆	170.00
QD8/5V31.50	1728.00	7874-8315	8	M	5 ¹ / ₂	5 ¹³ / ₁₆	225.00
QD10/5V31.50	1872.00	7875-0315	10	M	5 ¹ / ₂	7 ³ / ₁₆	286.00
QD3/5V37.50	1416.00	7874-3375	3	F	3 ¹⁵ / ₁₆	2 ³ / ₈	135.00
QD4/5V37.50	1488.00	7874-4375	4	F	3 ¹⁵ / ₁₆	3 ¹ / ₁₆	185.00
QD5/5V37.50	1656.00	7874-5375	5	J	4 ¹ / ₂	3 ³ / ₄	195.00
QD6/5V37.50	1728.00	7874-6375	6	J	4 ¹ / ₂	4 ⁷ / ₁₆	235.00
QD8/5V37.50	2136.00	7874-8375	8	M	5 ¹ / ₂	5 ¹³ / ₁₆	305.00
QD10/5V37.50	2208.00	7875-0375	10	M	5 ¹ / ₂	7 ³ / ₁₆	340.00
QD3/5V50.00	2136.00	7874-3500	3	F	3 ¹⁵ / ₁₆	2 ³ / ₈	205.00
QD4/5V50.00	2256.00	7874-4500	4	J	4 ¹ / ₂	3 ¹ / ₁₆	255.00
QD5/5V50.00	2304.00	7874-5500	5	J	4 ¹ / ₂	3 ³ / ₄	290.00
QD6/5V50.00	2664.00	7874-6500	6	M	5 ¹ / ₂	4 ⁷ / ₁₆	360.00
QD8/5V50.00	2928.00	7874-8500	8	M	5 ¹ / ₂	5 ¹³ / ₁₆	423.00
QD10/5V50.00	3096.00	7875-0500	10	M	5 ¹ / ₂	7 ³ / ₁₆	540.00

Product No. Series 7876 & 7877

8V Sheaves are Standard/Non-Stock.

8V Section

Part No.	Suggested List Price	Product No.	No. of Grooves	Bushing	Max. Bore (In.)	F Dimension (In.)	Wt. Ea. (Lbs.)
QD4/8V12.50	\$652.80	7876-4125	4	F	3 ¹⁵ / ₁₆	4 ⁷ / ₈	83.00
QD5/8V12.50	705.60	7876-5125	5	F	3 ¹⁵ / ₁₆	6	70.00
QD6/8V12.50	741.60	7876-6125	6	F	3 ¹⁵ / ₁₆	7 ¹ / ₈	79.00
QD8/8V12.50	936.00	7876-8125	8	J	4 ¹ / ₂	9 ³ / ₈	110.00
QD10/8V12.50	1137.60	7877-0125	10	J	4 ¹ / ₂	11 ⁵ / ₈	151.00
QD12/8V12.50	2496.00	7877-2125	12	M	5 ¹ / ₂	13 ⁷ / ₈	153.00
QD4/8V13.20	662.40	7876-4132	4	F	3 ¹⁵ / ₁₆	4 ⁷ / ₈	88.00
QD5/8V13.20	741.60	7876-5132	5	F	3 ¹⁵ / ₁₆	6	100.00
QD6/8V13.20	792.00	7876-6132	6	F	3 ¹⁵ / ₁₆	7 ¹ / ₈	114.00
QD8/8V13.20	988.80	7876-8132	8	J	4 ¹ / ₂	9 ³ / ₈	126.00
QD10/8V13.20	1336.80	7877-0132	10	J	4 ¹ / ₂	11 ⁵ / ₈	151.00
QD12/8V13.20	2544.00	7877-2132	12	M	5 ¹ / ₂	13 ⁷ / ₈	180.00
QD4/8V14.00	672.00	7876-4140	4	F	3 ¹⁵ / ₁₆	4 ⁷ / ₈	88.00
QD5/8V14.00	792.00	7876-5140	5	F	3 ¹⁵ / ₁₆	6	107.00
QD6/8V14.00	866.40	7876-6140	6	F	3 ¹⁵ / ₁₆	7 ¹ / ₈	134.00
QD8/8V14.00	1039.20	7876-8140	8	J	4 ¹ / ₂	9 ³ / ₈	140.00
QD10/8V14.00	1533.60	7877-0140	10	J	4 ¹ / ₂	11 ⁵ / ₈	168.00
QD12/8V14.00	2592.00	7877-2140	12	M	5 ¹ / ₂	13 ⁷ / ₈	186.00
QD4/8V15.00	715.20	7876-4150	4	F	3 ¹⁵ / ₁₆	4 ⁷ / ₈	111.00
QD5/8V15.00	840.00	7876-5150	5	F	3 ¹⁵ / ₁₆	6	106.00
QD6/8V15.00	928.80	7876-6150	6	J	4 ¹ / ₂	7 ¹ / ₈	140.00
QD8/8V15.00	1113.60	7876-8150	8	J	4 ¹ / ₂	9 ³ / ₈	159.00
QD10/8V15.00	1730.40	7877-0150	10	M	5 ¹ / ₂	11 ⁵ / ₈	181.00
QD12/8V15.00	2640.00	7877-2150	12	M	5 ¹ / ₂	13 ⁷ / ₈	221.00
QD4/8V16.00	792.00	7876-4160	4	F	3 ¹⁵ / ₁₆	4 ⁷ / ₈	105.00
QD5/8V16.00	888.00	7876-5160	5	F	3 ¹⁵ / ₁₆	6	110.00
QD6/8V16.00	988.80	7876-6160	6	J	4 ¹ / ₂	7 ¹ / ₈	146.00
QD8/8V16.00	1212.00	7876-8160	8	J	4 ¹ / ₂	9 ³ / ₈	162.00
QD10/8V16.00	1929.60	7877-0160	10	M	5 ¹ / ₂	11 ⁵ / ₈	216.00
QD12/8V16.00	2688.00	7877-2160	12	M	5 ¹ / ₂	13 ⁷ / ₈	247.00
QD4/8V17.00	864.00	7876-4170	4	F	3 ¹⁵ / ₁₆	4 ⁷ / ₈	150.00
QD5/8V17.00	1015.20	7876-5170	5	J	4 ¹ / ₂	6	150.00
QD6/8V17.00	1113.60	7876-6170	6	J	4 ¹ / ₂	7 ¹ / ₈	143.00
QD8/8V17.00	1348.80	7876-8170	8	M	5 ¹ / ₂	9 ³ / ₈	199.00
QD10/8V17.00	1977.60	7877-0170	10	M	5 ¹ / ₂	11 ⁵ / ₈	237.00
QD12/8V17.00	2736.00	7877-2170	12	M	5 ¹ / ₂	13 ⁷ / ₈	267.00

Sheaves Do Not Include Bushings • Prices Subject To Change Without Notice





QD Sheaves for Super HC® Belts (continued)

Product No. Series 7876 & 7877 (continued)

8V Sheaves are Standard/Non-Stock.

8V Section (continued)

Part No.	Suggested List Price	Product No.	No. of Grooves	Bushing	Max. Bore (In.)	F Dimension (In.)	Wt. Ea. (Lbs.)
QD4/8V18.00	\$912.00	7876-4180	4	F	3 ¹⁵ / ₁₆	4 ⁷ / ₈	150.00
QD5/8V18.00	1080.00	7876-5180	5	J	4 ¹ / ₂	6	150.00
QD6/8V18.00	1200.00	7876-6180	6	J	4 ¹ / ₂	7 ¹ / ₈	137.00
QD8/8V18.00	1440.00	7876-8180	8	M	5 ¹ / ₂	9 ³ / ₈	186.00
QD10/8V18.00	2064.00	7877-0180	10	M	5 ¹ / ₂	11 ⁵ / ₈	217.00
QD12/8V18.00	2784.00	7877-2180	12	M	5 ¹ / ₂	13 ⁷ / ₈	274.00
QD4/8V19.00	948.00	7876-4190	4	F	3 ¹⁵ / ₁₆	4 ⁷ / ₈	146.00
QD5/8V19.00	1152.00	7876-5190	5	J	4 ¹ / ₂	6	146.00
QD6/8V19.00	1248.00	7876-6190	6	J	4 ¹ / ₂	7 ¹ / ₈	164.00
QD8/8V19.00	1488.00	7876-8190	8	M	5 ¹ / ₂	9 ³ / ₈	221.00
QD10/8V19.00	2112.00	7877-0190	10	M	5 ¹ / ₂	11 ⁵ / ₈	249.00
QD12/8V19.00	2880.00	7877-2190	12	N	5 ⁷ / ₈	13 ⁷ / ₈	306.00
QD4/8V20.00	984.00	7876-4200	4	J	4 ¹ / ₂	4 ⁷ / ₈	145.00
QD5/8V20.00	1188.00	7876-5200	5	J	4 ¹ / ₂	6	145.00
QD6/8V20.00	1428.00	7876-6200	6	M	5 ¹ / ₂	7 ¹ / ₈	204.00
QD8/8V20.00	1536.00	7876-8200	8	M	5 ¹ / ₂	9 ³ / ₈	210.00
QD10/8V20.00	2232.00	7877-0200	10	M	5 ¹ / ₂	11 ⁵ / ₈	277.00
QD12/8V20.00	2976.00	7877-2200	12	N	5 ⁷ / ₈	13 ⁷ / ₈	338.00
QD4/8V21.20	1008.00	7876-4212	4	J	4 ¹ / ₂	4 ⁷ / ₈	181.00
QD5/8V21.20	1380.00	7876-5212	5	J	4 ¹ / ₂	6	181.00
QD6/8V21.20	1584.00	7876-6212	6	M	5 ¹ / ₂	7 ¹ / ₈	188.00
QD8/8V21.20	1656.00	7876-8212	8	M	5 ¹ / ₂	9 ³ / ₈	249.00
QD10/8V21.20	2448.00	7877-0212	10	M	5 ¹ / ₂	11 ⁵ / ₈	254.00
QD12/8V21.20	3072.00	7877-2212	12	N	5 ⁷ / ₈	13 ⁷ / ₈	310.00
QD4/8V22.40	1063.20	7876-4224	4	J	4 ¹ / ₂	4 ⁷ / ₈	199.00
QD5/8V22.40	1572.00	7876-5224	5	J	4 ¹ / ₂	6	199.00
QD6/8V22.40	1872.00	7876-6224	6	M	5 ¹ / ₂	7 ¹ / ₈	221.00
QD8/8V22.40	1908.00	7876-8224	8	M	5 ¹ / ₂	9 ³ / ₈	258.00
QD10/8V22.40	2695.20	7877-0224	10	N	5 ⁷ / ₈	11 ⁵ / ₈	326.00
QD12/8V22.40	3168.00	7877-2224	12	N	5 ⁷ / ₈	13 ⁷ / ₈	361.00
QD4/8V24.80	1428.00	7876-4248	4	M	5 ¹ / ₂	4 ⁷ / ₈	211.00
QD5/8V24.80	1668.00	7876-5248	5	M	5 ¹ / ₂	6	232.00
QD6/8V24.80	1908.00	7876-6248	6	M	5 ¹ / ₂	7 ¹ / ₈	235.00
QD8/8V24.80	2148.00	7876-8248	8	N	5 ⁷ / ₈	9 ³ / ₈	300.00
QD10/8V24.80	2748.00	7877-0248	10	N	5 ⁷ / ₈	11 ⁵ / ₈	336.00
QD12/8V24.80	3600.00	7877-2248	12	N	5 ⁷ / ₈	13 ⁷ / ₈	313.00
QD4/8V30.00	1620.00	7876-4300	4	M	5 ¹ / ₂	4 ⁷ / ₈	292.00
QD5/8V30.00	1884.00	7876-5300	5	M	5 ¹ / ₂	6	319.00
QD6/8V30.00	1932.00	7876-6300	6	M	5 ¹ / ₂	7 ¹ / ₈	345.00
QD8/8V30.00	2208.00	7876-8300	8	N	5 ⁷ / ₈	9 ³ / ₈	410.00
QD10/8V30.00	2820.00	7877-0300	10	N	5 ⁷ / ₈	11 ⁵ / ₈	463.00
QD12/8V30.00	4056.00	7877-2300	12	P	7	13 ⁷ / ₈	567.00
QD4/8V35.50	2148.00	7876-4355	4	M	5 ¹ / ₂	4 ⁷ / ₈	367.00
QD5/8V35.50	2388.00	7876-5355	5	M	5 ¹ / ₂	6	399.00
QD6/8V35.50	2628.00	7876-6355	6	N	5 ⁷ / ₈	7 ¹ / ₈	444.00
QD8/8V35.50	2868.00	7876-8355	8	N	5 ⁷ / ₈	9 ³ / ₈	508.00
QD10/8V35.50	3348.00	7877-0355	10	P	7	11 ⁵ / ₈	605.00
QD12/8V35.50	4392.00	7877-2355	12	P	7	13 ⁷ / ₈	693.00
QD4/8V40.00	2364.00	7876-4400	4	M	5 ¹ / ₂	4 ⁷ / ₈	434.00
QD5/8V40.00	2688.00	7876-5400	5	M	5 ¹ / ₂	6	471.00
QD6/8V40.00	2928.00	7876-6400	6	N	5 ⁷ / ₈	7 ¹ / ₈	519.00
QD8/8V40.00	3168.00	7876-8400	8	N	5 ⁷ / ₈	9 ³ / ₈	592.00
QD10/8V40.00	4020.00	7877-0400	10	P	7	11 ⁵ / ₈	697.00
QD12/8V40.00	6000.00	7877-2400	12	P	7	13 ⁷ / ₈	796.00
QD4/8V44.50	3108.00	7876-4445	4	M	5 ¹ / ₂	4 ⁷ / ₈	369.00
QD5/8V44.50	3588.00	7876-5445	5	N	5 ⁷ / ₈	6	427.00
QD6/8V44.50	4068.00	7876-6445	6	N	5 ⁷ / ₈	7 ¹ / ₈	510.00
QD8/8V44.50	4548.00	7876-8445	8	P	7	9 ³ / ₈	691.00
QD10/8V44.50	5028.00	7877-0445	10	P	7	11 ⁵ / ₈	754.00
QD12/8V44.50	7800.00	7877-2445	12	P	7	13 ⁷ / ₈	839.00

HEAVY DUTY SHEAVES

Sheaves Do Not Include Bushings • Prices Subject To Change Without Notice





QD Sheaves for Super HC[®] Belts (continued)

Product No. Series 7876 & 7877 (continued)

8V Sheaves are Standard/Non-Stock.

8V Section (continued)

Part No.	Suggested List Price	Product No.	No. of Grooves	Bushing	Max. Bore (In.)	F Dimension (In.)	Wt. Ea. (Lbs.)
QD4/8V53.00	\$3888.00	7876-4530	4	M	5½	4⅞	818.00
QD5/8V53.00	4176.00	7876-5530	5	N	5⅞	6	613.00
QD6/8V53.00	4464.00	7876-6530	6	N	5⅞	7⅞	924.00
QD8/8V53.00	4752.00	7876-8530	8	P	7	9⅜	1040.00
QD10/8V53.00	6000.00	7877-0530	10	P	7	11⅝	1138.00
QD12/8V53.00	9600.00	7877-2530	12	W	8½	13⅞	1343.00
QD6/8V63.00	7428.00	7876-6630	6	P	7	7⅞	860.00
QD8/8V63.00	8388.00	7876-8630	8	P	7	9⅜	960.00
QD10/8V63.00	10800.00	7877-0630	10	W	8½	11⅝	1143.00
QD12/8V63.00	12000.00	7877-2630	12	W	8½	13⅞	1777.00
QD6/8V71.00	10800.00	7876-6710	6	P	7	7⅞	1558.00
QD8/8V71.00	12000.00	7876-8710	8	W	8½	9⅜	1490.00
QD10/8V71.00	13800.00	7877-0710	10	W	8½	11⅝	1881.00
QD12/8V71.00	15600.00	7877-2710	12	W	8½	13⅞	2002.00

HEAVY DUTY SHEAVES

Sheaves Do Not Include Bushings • Prices Subject To Change Without Notice





Taper-Lock* Sheaves for Super HC® Belts

Markets/Applications

For use with Super HC Belts

Features/Advantages

- Split Tapered Bushings that Allow Quick, Easy Installation and Removal
- No Protruding Parts
- Sheave Hub is Flush with the Bushing-Compact
- Precision Manufactured
- Static Balanced
- Smaller, Narrower Sheaves
- Transmit Higher HP

How to Describe and Order

Specify sheave quantity followed by Part Number (TL, number of grooves, / [slash], cross section and diameter).

For Example:

Quantity **Part Number**
15 **TL4/3V6.00**



NOTE: Sheaves and Bushings must be ordered separately.

Do **NOT** use these sheaves with rim speeds in excess of 6,500 fpm.

Product No. Series 7862 & 7863

3V Section

Part No.	Suggested List Price	Product No.	No. of Grooves	Bushing	Max. Bore (In.)	F Dimension (In.)	Wt. Ea. (Lbs.)
TL1/3V2.65	\$26.88	7862-1026	1	1108	1 1/8	1 1/16	.80
TL2/3V2.65	37.44	7862-2026	2	1108	1 1/8	1 3/32	1.00
TL3/3V2.65	44.16	7862-3026	3	1108	1 1/8	1 1/2	1.20
TL4/3V2.65	50.88	7862-4026	4	1108	1 1/8	1 29/32	1.30
TL1/3V2.80	27.84	7862-1028	1	1108	1 1/8	1 1/16	1.10
TL2/3V2.80	38.40	7862-2028	2	1108	1 1/8	1 3/32	1.10
TL3/3V2.80	45.12	7862-3028	3	1108	1 1/8	1 1/2	1.30
TL4/3V2.80	51.36	7862-4028	4	1108	1 1/8	1 29/32	1.40
TL1/3V3.00	28.80	7862-1030	1	1108	1 1/8	1 1/16	1.20
TL2/3V3.00	39.36	7862-20309	2	1210	1 1/4	1 3/32	1.50
TL3/3V3.00	46.56	7862-30309	3	1210	1 1/4	1 1/2	1.70
TL4/3V3.00	51.84	7862-40309	4	1210	1 1/4	1 29/32	2.10
TL1/3V3.15	30.00	7862-1031	1	1108	1 1/8	1 1/16	1.40
TL2/3V3.15	40.80	7862-20319	2	1210	1 1/4	1 3/32	1.20
TL3/3V3.15	48.00	7862-30319	3	1210	1 1/4	1 1/2	1.60
TL4/3V3.15	53.76	7862-40319	4	1210	1 1/4	1 29/32	1.90
TL1/3V3.35	31.68	7862-10339	1	1610	1 5/8	1 1/16	1.30
TL2/3V3.35	42.24	7862-20339	2	1610	1 5/8	1 3/32	1.80
TL3/3V3.35	49.44	7862-30339	3	1610	1 5/8	1 1/2	2.20
TL4/3V3.35	55.68	7862-40339	4	1610	1 5/8	1 29/32	2.70
TL1/3V3.65	33.12	7862-10369	1	1610	1 5/8	1 1/16	1.80
TL2/3V3.65	43.68	7862-20369	2	1610	1 5/8	1 3/32	2.20
TL3/3V3.65	50.88	7862-30369	3	1610	1 5/8	1 1/2	2.40
TL4/3V3.65	57.60	7862-40369	4	1610	1 5/8	1 29/32	2.40
TL1/3V4.12	34.56	7862-10419	1	1610	1 5/8	1 1/16	2.30
TL2/3V4.12	48.00	7862-20419	2	1610	1 5/8	1 3/32	2.40
TL3/3V4.12	52.80	7862-30419	3	1610	1 5/8	1 1/2	2.72
TL4/3V4.12	60.00	7862-40419	4	1610	1 5/8	1 29/32	3.21
TL1/3V4.50	36.00	7862-10459	1	1610	1 5/8	1 1/16	2.80
TL2/3V4.50	52.80	7862-20459	2	1610	1 5/8	1 3/32	3.00
TL3/3V4.50	60.00	7862-30459	3	1610	1 5/8	1 1/2	3.70
TL4/3V4.50	62.40	7862-40459	4	1610	1 5/8	1 29/32	4.10
TL1/3V4.75	38.40	7862-10479	1	1610	1 5/8	1 1/16	3.10
TL2/3V4.75	57.60	7862-20479	2	1610	1 5/8	1 3/32	3.50
TL3/3V4.75	64.80	7862-30479	3	1610	1 5/8	1 1/2	4.04
TL4/3V4.75	67.20	7862-40479	4	1610	1 5/8	1 29/32	5.20
TL5/3V4.75	74.40	7862-50479	5	2517	2 1/2	2 5/16	3.90
TL6/3V4.75	100.80	7862-6047	6	2517	2 1/2	2 23/32	4.60
TL8/3V4.75	127.20	7862-8047	8	2517	2 1/2	3 17/32	5.45
TL10/3V4.75	151.20	7863-0047	10	2517	2 1/2	4 11/32	7.10

*Taper-Lock is a registered trademark of Reliance Electric.

Sheaves Do Not Include Bushings • Prices Subject To Change Without Notice





Taper-Lock[®] Sheaves for Super HC[®] Belts (continued)

Product No. Series 7862 & 7863 (continued)

3V Section (continued)

Part No.	Suggested List Price	Product No.	No. of Grooves	Bushing	Max. Bore (In.)	F Dimension (In.)	Wt. Ea. (Lbs.)
TL1/3V5.00	\$40.80	7862-10509	1	1610	1 ⁵ / ₈	1 ¹¹ / ₁₆	3.20
TL2/3V5.00	62.40	7862-20509	2	1610	1 ⁵ / ₈	1 ¹³ / ₃₂	3.80
TL3/3V5.00	69.60	7862-30509	3	1610	1 ⁵ / ₈	1 ¹ / ₂	4.40
TL4/3V5.00	72.00	7862-40509	4	1610	1 ⁵ / ₈	1 ²⁹ / ₃₂	5.20
TL5/3V5.00	81.60	7862-5050	5	2517	2 ¹ / ₂	2 ⁵ / ₁₆	4.70
TL6/3V5.00	103.20	7862-6050	6	2517	2 ¹ / ₂	2 ²³ / ₃₂	5.44
TL8/3V5.00	132.00	7862-8050	8	2517	2 ¹ / ₂	3 ¹⁷ / ₃₂	6.80
TL10/3V5.00	153.60	7863-0050	10	2517	2 ¹ / ₂	4 ¹¹ / ₃₂	8.20
TL1/3V5.30	43.20	7862-10539	1	1610	1 ⁵ / ₈	1 ¹¹ / ₁₆	3.70
TL2/3V5.30	64.80	7862-20539	2	1610	1 ⁵ / ₈	1 ¹³ / ₃₂	4.40
TL3/3V5.30	72.00	7862-30539	3	1610	1 ⁵ / ₈	1 ¹ / ₂	5.30
TL4/3V5.30	76.80	7862-40539	4	1610	1 ⁵ / ₈	1 ²⁹ / ₃₂	6.57
TL5/3V5.30	84.00	7862-5053	5	2517	2 ¹ / ₂	2 ⁵ / ₁₆	7.56
TL6/3V5.30	105.60	7862-6053	6	2517	2 ¹ / ₂	2 ²³ / ₃₂	6.70
TL8/3V5.30	148.80	7862-8053	8	2517	2 ¹ / ₂	3 ¹⁷ / ₃₂	7.60
TL1/3V5.60	45.60	7862-10569	1	1610	1 ⁵ / ₈	1 ¹¹ / ₁₆	4.10
TL2/3V5.60	67.20	7862-20569	2	1610	1 ⁵ / ₈	1 ¹³ / ₃₂	5.10
TL3/3V5.60	74.40	7862-30569	3	1610	1 ⁵ / ₈	1 ¹ / ₂	6.36
TL4/3V5.60	79.20	7862-40569	4	1610	1 ⁵ / ₈	1 ²⁹ / ₃₂	7.49
TL5/3V5.60	91.20	7862-5056	5	2517	2 ¹ / ₂	2 ⁵ / ₁₆	7.56
TL6/3V5.60	108.00	7862-6056	6	2517	2 ¹ / ₂	2 ²³ / ₃₂	7.60
TL8/3V5.60	151.20	7862-8056	8	2517	2 ¹ / ₂	3 ¹⁷ / ₃₂	9.10
TL1/3V6.00	48.00	7862-10609	1	1610	1 ⁵ / ₈	1 ¹¹ / ₁₆	4.85
TL2/3V6.00	69.60	7862-20609	2	1610	1 ⁵ / ₈	1 ¹³ / ₃₂	6.34
TL3/3V6.00	79.20	7862-3060	3	2517	2 ¹ / ₂	1 ¹ / ₂	7.28
TL4/3V6.00	84.00	7862-4060	4	2517	2 ¹ / ₂	1 ²⁹ / ₃₂	8.00
TL5/3V6.00	93.60	7862-5060	5	2517	2 ¹ / ₂	2 ⁵ / ₁₆	10.60
TL6/3V6.00	110.40	7862-6060	6	2517	2 ¹ / ₂	2 ²³ / ₃₂	10.50
TL8/3V6.00	153.60	7862-8060	8	2517	2 ¹ / ₂	3 ¹⁷ / ₃₂	11.10
TL10/3V6.00	160.80	7863-0060	10	2517	2 ¹ / ₂	4 ¹¹ / ₃₂	13.30
TL1/3V6.50	52.80	7862-10659	1	1610	1 ⁵ / ₈	1 ¹¹ / ₁₆	5.62
TL2/3V6.50	76.80	7862-20659	2	1610	1 ⁵ / ₈	1 ¹³ / ₃₂	7.75
TL3/3V6.50	81.60	7862-3065	3	2517	2 ¹ / ₂	1 ¹ / ₂	9.42
TL4/3V6.50	86.40	7862-4065	4	2517	2 ¹ / ₂	1 ²⁹ / ₃₂	10.40
TL5/3V6.50	96.00	7862-5065	5	2517	2 ¹ / ₂	2 ⁵ / ₁₆	11.04
TL6/3V6.50	112.80	7862-6065	6	2517	2 ¹ / ₂	2 ²³ / ₃₂	13.68
TL8/3V6.50	156.00	7862-8065	8	2517	2 ¹ / ₂	3 ¹⁷ / ₃₂	13.49
TL1/3V6.90	62.40	7862-10699	1	1610	1 ⁵ / ₈	1 ¹¹ / ₁₆	6.44
TL2/3V6.90	84.00	7862-20699	2	1610	1 ⁵ / ₈	1 ¹³ / ₃₂	8.83
TL3/3V6.90	96.00	7862-3069	3	2517	2 ¹ / ₂	1 ¹ / ₂	10.40
TL4/3V6.90	98.40	7862-4069	4	2517	2 ¹ / ₂	1 ²⁹ / ₃₂	12.36
TL5/3V6.90	105.60	7862-5069	5	2517	2 ¹ / ₂	2 ⁵ / ₁₆	13.84
TL6/3V6.90	134.40	7862-6069	6	2517	2 ¹ / ₂	2 ²³ / ₃₂	15.39
TL8/3V6.90	158.40	7862-8069	8	2517	2 ¹ / ₂	3 ¹⁷ / ₃₂	15.50
TL10/3V6.90	175.20	7863-0069	10	2517	2 ¹ / ₂	4 ¹¹ / ₃₂	18.00
TL1/3V8.00	72.00	7862-1080	1	2517	2 ¹ / ₂	1 ¹¹ / ₁₆	10.22
TL2/3V8.00	86.40	7862-2080	2	2517	2 ¹ / ₂	1 ¹³ / ₃₂	12.89
TL3/3V8.00	103.20	7862-3080	3	2517	2 ¹ / ₂	1 ¹ / ₂	16.00
TL4/3V8.00	105.60	7862-4080	4	2517	2 ¹ / ₂	1 ²⁹ / ₃₂	26.65
TL5/3V8.00	112.80	7862-5080	5	2517	2 ¹ / ₂	2 ⁵ / ₁₆	20.43
TL6/3V8.00	148.80	7862-6080	6	2517	2 ¹ / ₂	2 ²³ / ₃₂	22.80
TL8/3V8.00	177.60	7862-8080	8	3020	3	3 ¹⁷ / ₃₂	21.88
TL10/3V8.00	232.80	7863-0080	10	3020	3	4 ¹¹ / ₃₂	24.70
TL1/3V10.60	120.00	7862-1106	1	2517	2 ¹ / ₂	1 ¹¹ / ₁₆	13.10
TL2/3V10.60	132.00	7862-2106	2	2517	2 ¹ / ₂	1 ¹³ / ₃₂	23.25
TL3/3V10.60	151.20	7862-3106	3	2517	2 ¹ / ₂	1 ¹ / ₂	19.27
TL4/3V10.60	153.60	7862-4106	4	2517	2 ¹ / ₂	1 ²⁹ / ₃₂	20.70
TL5/3V10.60	156.00	7862-5106	5	2517	2 ¹ / ₂	2 ⁵ / ₁₆	27.00
TL6/3V10.60	172.80	7862-6106	6	2517	2 ¹ / ₂	2 ²³ / ₃₂	30.15
TL8/3V10.60	252.00	7862-8106	8	3020	3	3 ¹⁷ / ₃₂	31.50
TL10/3V10.60	300.00	7863-0106	10	3020	3	4 ¹¹ / ₃₂	39.20

HEAVY DUTY SHEAVES

*Taper-Lock is a registered trademark of Reliance Electric.

Sheaves Do Not Include Bushings • Prices Subject To Change Without Notice





Taper-Lock* Sheaves for Super HC® Belts (continued)

Product No. Series 7862 & 7863 (continued)

3V Section (continued)

Part No.	Suggested List Price	Product No.	No. of Grooves	Bushing	Max. Bore (In.)	F Dimension (In.)	Wt. Ea. (Lbs.)
TL1/3V14.00	\$144.00	7862-1140	1	2517	2½	1⅛	17.78
TL2/3V14.00	208.80	7862-2140	2	2517	2½	1⅜	20.20
TL3/3V14.00	220.80	7862-3140	3	2517	2½	1½	22.38
TL4/3V14.00	235.20	7862-4140	4	2517	2½	1⅔	26.65
TL5/3V14.00	278.40	7862-5140	5	2517	2½	2⅑	28.60
TL6/3V14.00	297.60	7862-6140	6	2517	2½	2⅓	30.70
TL10/3V14.00	384.00	7863-0140	10	3535	3⅕	4⅛	56.70
TL1/3V19.00	240.00	7862-1190	1	3020	3	1⅛	30.40
TL2/3V19.00	244.80	7862-2190	2	3020	3	1⅜	32.10
TL3/3V19.00	259.20	7862-3190	3	3020	3	1½	40.00
TL4/3V19.00	302.40	7862-4190	4	3020	3	1⅔	44.20
TL5/3V19.00	350.40	7862-5190	5	3020	3	2⅑	47.00
TL6/3V19.00	369.60	7862-6190	6	3020	3	2⅓	51.00
TL10/3V19.00	566.40	7863-0190	10	3535	3⅕	4⅛	81.00
TL2/3V25.00	432.00	7862-2250	2	3020	3	1⅜	49.50
TL3/3V25.00	480.00	7862-3250	3	3020	3	1½	53.90
TL4/3V25.00	494.40	7862-4250	4	3020	3	1⅔	61.10
TL5/3V25.00	523.20	7862-5250	5	3030	3	2⅑	65.00
TL8/3V25.00	624.00	7862-8250	8	3535	3⅕	3⅗	99.70
TL10/3V25.00	715.20	7863-0250	10	4040	4⅞	4⅛	133.30
TL4/3V33.50	936.00	7862-4335	4	3030	3	1⅔	79.90
TL5/3V33.50	1020.00	7862-5335	5	3030	3	2⅑	101.60
TL6/3V33.50	1080.00	7862-6335	6	3030	3	2⅓	94.40
TL10/3V33.50	1320.00	7863-0335	10	4040	4⅞	4⅛	180.20

*Taper-Lock is a registered trademark of Reliance Electric.

Sheaves Do Not Include Bushings • Prices Subject To Change Without Notice





Taper-Lock^{*} Sheaves for Super HC[®] Belts (continued)

Product No. Series 7864 & 7865

5V Section

Part No.	Suggested List Price	Product No.	No. of Grooves	Bushing	Max. Bore (In.)	F Dimension (In.)	Wt. Ea. (Lbs.)
TL2/5V4.4	\$87.60	7864-2044	2	1610	1 ⁵ / ₈	1 ¹¹ / ₁₆	3.25
TL3/5V4.4	94.80	7864-3044	3	1610	1 ⁵ / ₈	2 ³ / ₈	4.90
TL4/5V4.4	110.40	7864-4044	4	1610	1 ⁵ / ₈	3 ¹ / ₁₆	5.20
TL2/5V4.65	94.80	7864-2046	2	1610	1 ⁵ / ₈	1 ¹¹ / ₁₆	3.20
TL3/5V4.65	102.00	7864-3046	3	1610	1 ⁵ / ₈	2 ³ / ₈	4.90
TL4/5V4.65	117.60	7864-4046	4	1610	1 ⁵ / ₈	3 ¹ / ₁₆	6.10
TL2/5V4.9	102.00	7864-2049	2	1610	1 ⁵ / ₈	1 ¹¹ / ₁₆	3.80
TL3/5V4.9	109.20	7864-3049	3	1610	1 ⁵ / ₈	2 ³ / ₈	5.00
TL4/5V4.9	124.80	7864-4049	4	1610	1 ⁵ / ₈	3 ¹ / ₁₆	6.40
TL2/5V5.2	109.20	7864-2052	2	1610	1 ⁵ / ₈	1 ¹¹ / ₁₆	4.40
TL3/5V5.2	116.40	7864-3052	3	1610	1 ⁵ / ₈	2 ³ / ₈	5.50
TL4/5V5.2	132.00	7864-4052	4	2517	2 ¹ / ₂	3 ¹ / ₁₆	7.10
TL2/5V5.5	116.40	7864-2055	2	1610	1 ⁵ / ₈	1 ¹¹ / ₁₆	4.60
TL3/5V5.5	123.60	7864-3055	3	1610	1 ⁵ / ₈	2 ³ / ₈	6.40
TL4/5V5.5	139.20	7864-4055	4	2517	2 ¹ / ₂	3 ¹ / ₁₆	8.10
TL2/5V5.9	123.60	7864-2059	2	1610	1 ⁵ / ₈	1 ¹¹ / ₁₆	5.50
TL3/5V5.9	130.80	7864-3059	3	2517	2 ¹ / ₂	2 ³ / ₈	7.00
TL4/5V5.9	146.40	7864-4059	4	2517	2 ¹ / ₂	3 ¹ / ₁₆	9.60
TL5/5V5.9	160.80	7864-5059	5	2517	2 ¹ / ₂	3 ³ / ₄	11.30
TL6/5V5.9	172.80	7864-6059	6	2517	2 ¹ / ₂	4 ⁷ / ₁₆	12.75
TL2/5V6.3	130.80	7864-2063	2	1610	1 ⁵ / ₈	1 ¹¹ / ₁₆	7.75
TL3/5V6.3	138.00	7864-3063	3	2517	2 ¹ / ₂	2 ³ / ₈	9.00
TL4/5V6.3	153.60	7864-4063	4	2517	2 ¹ / ₂	3 ¹ / ₁₆	12.25
TL5/5V6.3	168.00	7864-5063	5	2517	2 ¹ / ₂	3 ³ / ₄	11.80
TL6/5V6.3	180.00	7864-6063	6	2517	2 ¹ / ₂	4 ⁷ / ₁₆	13.00
TL2/5V6.7	138.00	7864-2067	2	1610	1 ⁵ / ₈	1 ¹¹ / ₁₆	8.70
TL3/5V6.7	145.20	7864-3067	3	2517	2 ¹ / ₂	2 ³ / ₈	11.70
TL4/5V6.7	160.80	7864-4067	4	2517	2 ¹ / ₂	3 ¹ / ₁₆	14.00
TL5/5V6.7	175.20	7864-5067	5	2517	2 ¹ / ₂	3 ³ / ₄	12.80
TL6/5V6.7	184.80	7864-6067	6	2517	2 ¹ / ₂	4 ⁷ / ₁₆	15.10
TL2/5V7.10	144.00	7864-2071	2	2517	2 ¹ / ₂	1 ¹¹ / ₁₆	11.66
TL3/5V7.10	153.60	7864-3071	3	2517	2 ¹ / ₂	2 ³ / ₈	14.05
TL4/5V7.10	168.00	7864-4071	4	2517	2 ¹ / ₂	3 ¹ / ₁₆	16.64
TL5/5V7.10	187.20	7864-5071	5	3020	3	3 ³ / ₄	15.90
TL6/5V7.10	192.00	7864-6071	6	3020	3	4 ⁷ / ₁₆	18.01
TL8/5V7.10	223.20	7864-8071	8	3030	3	5 ¹³ / ₁₆	23.50
TL2/5V7.50	146.40	7864-2075	2	2517	2 ¹ / ₂	1 ¹¹ / ₁₆	13.40
TL3/5V7.50	160.80	7864-3075	3	2517	2 ¹ / ₂	2 ³ / ₈	15.36
TL4/5V7.50	177.60	7864-4075	4	2517	2 ¹ / ₂	3 ¹ / ₁₆	17.60
TL5/5V7.50	208.80	7864-5075	5	3020	3	3 ³ / ₄	18.70
TL6/5V7.50	211.20	7864-6075	6	3020	3	4 ⁷ / ₁₆	20.60
TL8/5V7.50	247.20	7864-8075	8	3030	3	5 ¹³ / ₁₆	27.20
TL2/5V8.00	148.80	7864-2080	2	2517	2 ¹ / ₂	1 ¹¹ / ₁₆	15.76
TL3/5V8.00	170.40	7864-3080	3	2517	2 ¹ / ₂	2 ³ / ₈	18.88
TL4/5V8.00	187.20	7864-4080	4	2517	2 ¹ / ₂	3 ¹ / ₁₆	21.86
TL5/5V8.00	220.80	7864-5080	5	3020	3	3 ³ / ₄	22.10
TL6/5V8.00	223.20	7864-6080	6	3020	3	4 ⁷ / ₁₆	24.17
TL8/5V8.00	271.20	7864-8080	8	3030	3	5 ¹³ / ₁₆	32.00
TL10/5V8.00	302.40	7865-0080	10	3030	3	7 ³ / ₁₆	37.20
TL2/5V8.50	153.60	7864-2085	2	2517	2 ¹ / ₂	1 ¹¹ / ₁₆	13.97
TL3/5V8.50	175.20	7864-3085	3	2517	2 ¹ / ₂	2 ³ / ₈	21.25
TL4/5V8.50	194.40	7864-4085	4	2517	2 ¹ / ₂	3 ¹ / ₁₆	23.40
TL5/5V8.50	228.00	7864-5085	5	3020	3	3 ³ / ₄	25.52
TL6/5V8.50	237.60	7864-6085	6	3020	3	4 ⁷ / ₁₆	27.70
TL8/5V8.50	297.60	7864-8085	8	3030	3	5 ¹³ / ₁₆	36.70
TL2/5V9.00	163.20	7864-2090	2	2517	2 ¹ / ₂	1 ¹¹ / ₁₆	16.68
TL3/5V9.00	180.00	7864-3090	3	2517	2 ¹ / ₂	2 ³ / ₈	25.16
TL4/5V9.00	196.80	7864-40909	4	2517	2 ¹ / ₂	3 ¹ / ₁₆	28.47
TL5/5V9.00	237.60	7864-5090	5	3020	3	3 ³ / ₄	29.56
TL6/5V9.00	264.00	7864-6090	6	3020	3	4 ⁷ / ₁₆	32.29
TL8/5V9.00	321.60	7864-8090	8	3535	3 ¹⁵ / ₁₆	5 ¹³ / ₁₆	47.70
TL10/5V9.00	360.00	7865-0090	10	3535	3 ¹⁵ / ₁₆	7 ³ / ₁₆	47.80

*Taper-Lock is a registered trademark of Reliance Electric.

Sheaves Do Not Include Bushings • Prices Subject To Change Without Notice





Taper-Lock* Sheaves for Super HC® Belts (continued)

Product No. Series 7864 & 7865 (continued)

5V Section (continued)

Part No.	Suggested List Price	Product No.	No. of Grooves	Bushing	Max. Bore (In.)	F Dimension (In.)	Wt. Ea. (Lbs.)
TL2/5V9.25	\$172.80	7864-2092	2	3020	3	1 ¹¹ / ₁₆	21.94
TL3/5V9.25	187.20	7864-3092	3	3020	3	2 ³ / ₈	25.69
TL4/5V9.25	201.60	7864-4092	4	3020	3	3 ¹ / ₁₆	28.38
TL5/5V9.25	242.40	7864-5092	5	3020	3	3 ³ / ₄	31.20
TL6/5V9.25	268.80	7864-6092	6	3535	3 ¹⁵ / ₁₆	4 ⁷ / ₁₆	40.70
TL8/5V9.25	360.00	7864-8092	8	3535	3 ¹⁵ / ₁₆	5 ¹³ / ₁₆	45.60
TL10/5V9.25	364.80	7865-0092	10	4040	4 ⁷ / ₁₆	7 ³ / ₁₆	48.10
TL2/5V9.75	177.60	7864-2097	2	3020	3	1 ¹¹ / ₁₆	25.02
TL3/5V9.75	194.40	7864-3097	3	3020	3	2 ³ / ₈	26.20
TL4/5V9.75	235.20	7864-4097	4	3020	3	3 ¹ / ₁₆	32.02
TL5/5V9.75	261.60	7864-5097	5	3020	3	3 ³ / ₄	35.76
TL6/5V9.75	273.60	7864-6097	6	3535	3 ¹⁵ / ₁₆	4 ⁷ / ₁₆	47.61
TL8/5V9.75	384.00	7864-8097	8	3535	3 ¹⁵ / ₁₆	5 ¹³ / ₁₆	52.90
TL10/5V9.75	432.00	7865-0097	10	4040	4 ⁷ / ₁₆	7 ³ / ₁₆	56.20
TL2/5V10.30	182.40	7864-2103	2	3020	3	1 ¹¹ / ₁₆	24.97
TL3/5V10.30	206.40	7864-3103	3	3020	3	2 ³ / ₈	26.10
TL4/5V10.30	240.00	7864-4103	4	3020	3	3 ¹ / ₁₆	37.30
TL5/5V10.30	264.00	7864-5103	5	3020	3	3 ³ / ₄	32.80
TL6/5V10.30	297.60	7864-6103	6	3535	3 ¹⁵ / ₁₆	4 ⁷ / ₁₆	55.91
TL8/5V10.30	408.00	7864-8103	8	3535	3 ¹⁵ / ₁₆	5 ¹³ / ₁₆	61.10
TL10/5V10.30	446.40	7865-0103	10	4040	4 ⁷ / ₁₆	7 ³ / ₁₆	66.20
TL2/5V10.90	187.20	7864-2109	2	3020	3	1 ¹¹ / ₁₆	27.16
TL3/5V10.90	211.20	7864-3109	3	3020	3	2 ³ / ₈	28.86
TL4/5V10.90	247.20	7864-4109	4	3020	3	3 ¹ / ₁₆	42.57
TL5/5V10.90	266.40	7864-5109	5	3020	3	3 ³ / ₄	36.20
TL6/5V10.90	312.00	7864-6109	6	3535	3 ¹⁵ / ₁₆	4 ⁷ / ₁₆	64.82
TL8/5V10.90	417.60	7864-8109	8	3535	3 ¹⁵ / ₁₆	5 ¹³ / ₁₆	70.30
TL10/5V10.90	460.80	7865-0109	10	4040	4 ⁷ / ₁₆	7 ³ / ₁₆	77.30
TL2/5V11.3	192.00	7864-2113	2	3020	3 ¹ / ₄	1 ¹¹ / ₁₆	16.60
TL3/5V11.3	216.00	7864-3113	3	3020	3	2 ³ / ₈	20.00
TL4/5V11.3	268.80	7864-4113	4	3020	3	3 ¹ / ₁₆	29.70
TL5/5V11.3	290.40	7864-5113	5	3020	3	3 ³ / ₄	53.00
TL6/5V11.3	312.00	7864-6113	6	3535	3 ¹⁵ / ₁₆	4 ⁷ / ₁₆	53.00
TL8/5V11.3	427.20	7864-8113	8	3535	3 ¹⁵ / ₁₆	5 ¹³ / ₁₆	80.00
TL10/5V11.30	528.00	7865-0113	10	4040	4 ⁷ / ₁₆	7 ³ / ₁₆	80.00
TL2/5V11.80	194.40	7864-2118	2	3020	3	1 ¹¹ / ₁₆	29.94
TL3/5V11.80	232.80	7864-3118	3	3020	3	2 ³ / ₈	30.51
TL4/5V11.80	271.20	7864-4118	4	3020	3	3 ¹ / ₁₆	41.06
TL5/5V11.80	292.80	7864-5118	5	3020	3	3 ³ / ₄	40.00
TL6/5V11.80	314.40	7864-6118	6	3535	3 ¹⁵ / ₁₆	4 ⁷ / ₁₆	58.79
TL8/5V11.80	448.80	7864-8118	8	3535	3 ¹⁵ / ₁₆	5 ¹³ / ₁₆	66.90
TL10/5V11.80	576.00	7865-0118	10	4040	4 ⁷ / ₁₆	7 ³ / ₁₆	93.90
TL2/5V12.50	196.80	7864-2125	2	3020	3	1 ¹¹ / ₁₆	32.51
TL3/5V12.50	242.40	7864-3125	3	3020	3	2 ³ / ₈	37.37
TL4/5V12.50	280.80	7864-4125	4	3020	3	3 ¹ / ₁₆	44.47
TL5/5V12.50	338.40	7864-5125	5	3535	3 ¹⁵ / ₁₆	3 ³ / ₄	53.68
TL6/5V12.50	384.00	7864-6125	6	3535	3 ¹⁵ / ₁₆	4 ⁷ / ₁₆	58.19
TL8/5V12.50	465.60	7864-8125	8	4040	4 ⁷ / ₁₆	5 ¹³ / ₁₆	112.40
TL10/5V12.50	600.00	7865-0125	10	4040	4 ⁷ / ₁₆	7 ³ / ₁₆	120.10
TL2/5V13.20	211.20	7864-2132	2	3020	3	1 ¹¹ / ₁₆	30.60
TL3/5V13.20	254.40	7864-3132	3	3020	3	2 ³ / ₈	35.83
TL4/5V13.20	307.20	7864-4132	4	3020	3	3 ¹ / ₁₆	40.70
TL5/5V13.20	360.00	7864-5132	5	3535	3 ¹⁵ / ₁₆	3 ³ / ₄	56.50
TL6/5V13.20	410.40	7864-6132	6	3535	3 ¹⁵ / ₁₆	4 ⁷ / ₁₆	66.90
TL8/5V13.20	528.00	7864-8132	8	4040	4 ⁷ / ₁₆	5 ¹³ / ₁₆	91.50
TL10/5V13.20	696.00	7865-0132	10	4040	4 ⁷ / ₁₆	7 ³ / ₁₆	96.90
TL2/5V14.00	276.00	7864-2140	2	3020	3	1 ¹¹ / ₁₆	33.12
TL3/5V14.00	309.60	7864-3140	3	3020	3	2 ³ / ₈	38.53
TL4/5V14.00	348.00	7864-4140	4	3535	3 ¹⁵ / ₁₆	3 ¹ / ₁₆	51.90
TL5/5V14.00	412.80	7864-5140	5	3535	3 ¹⁵ / ₁₆	3 ³ / ₄	55.61
TL6/5V14.00	460.80	7864-6140	6	3535	3 ¹⁵ / ₁₆	4 ⁷ / ₁₆	65.40
TL8/5V14.00	576.00	7864-8140	8	4040	4 ⁷ / ₁₆	5 ¹³ / ₁₆	97.60
TL10/5V14.00	768.00	7865-0140	10	4545	4 ¹⁵ / ₁₆	7 ³ / ₁₆	121.70

*Taper-Lock is a registered trademark of Reliance Electric.

Sheaves Do Not Include Bushings • Prices Subject To Change Without Notice





Taper-Lock[®] Sheaves for Super HC[®] Belts (continued)

Product No. Series 7864 & 7865 (continued)

5V Section (continued)

Part No.	Suggested List Price	Product No.	No. of Grooves	Bushing	Max. Bore (In.)	F Dimension (In.)	Wt. Ea. (Lbs.)
TL2/5V15.00	\$280.80	7864-2150	2	3020	3	1 ¹¹ / ₁₆	36.20
TL3/5V15.00	328.80	7864-3150	3	3020	3	2 ³ / ₈	35.10
TL4/5V15.00	384.00	7864-4150	4	3535	3 ¹⁵ / ₁₆	3 ¹ / ₁₆	53.00
TL5/5V15.00	460.80	7864-5150	5	3535	3 ¹⁵ / ₁₆	3 ³ / ₄	65.10
TL6/5V15.00	508.80	7864-6150	6	4040	4 ⁷ / ₁₆	4 ⁷ / ₁₆	95.30
TL8/5V15.00	672.00	7864-8150	8	4040	4 ⁷ / ₁₆	5 ¹³ / ₁₆	106.90
TL10/5V15.00	864.00	7865-0150	10	4545	4 ¹⁵ / ₁₆	7 ³ / ₁₆	130.40
TL2/5V16.00	302.40	7864-2160	2	3020	3	1 ¹¹ / ₁₆	37.20
TL3/5V16.00	338.40	7864-3160	3	3020	3	2 ³ / ₈	36.20
TL4/5V16.00	408.00	7864-4160	4	3535	3 ¹⁵ / ₁₆	3 ¹ / ₁₆	55.20
TL5/5V16.00	484.80	7864-5160	5	3535	3 ¹⁵ / ₁₆	3 ³ / ₄	70.00
TL6/5V16.00	556.80	7864-6160	6	4040	4 ⁷ / ₁₆	4 ⁷ / ₁₆	84.00
TL8/5V16.00	768.00	7864-8160	8	4040	4 ⁷ / ₁₆	5 ¹³ / ₁₆	111.10
TL10/5V16.00	936.00	7865-0160	10	4545	4 ¹⁵ / ₁₆	7 ³ / ₁₆	146.00
TL2/5V18.7	360.00	7864-2187	2	3020	3 ¹ / ₄	1 ¹¹ / ₁₆	35.00
TL3/5V18.7	393.60	7864-3187	3	3020	3	2 ³ / ₈	67.50
TL4/5V18.7	456.00	7864-4187	4	3535	3 ¹⁵ / ₁₆	3 ¹ / ₁₆	80.50
TL5/5V18.7	518.40	7864-5187	5	3535	3 ¹⁵ / ₁₆	3 ³ / ₄	84.25
TL6/5V18.7	624.00	7864-6187	6	4040	4 ⁷ / ₁₆	4 ⁷ / ₁₆	174.00
TL8/5V18.7	840.00	7864-8187	8	4040	4 ⁷ / ₁₆	5 ¹³ / ₁₆	102.00
TL10/5V18.70	1032.00	7865-0187	10	4545	4 ¹⁵ / ₁₆	7 ³ / ₁₆	164.00
TL3/5V21.20	528.00	7864-3212	3	3535	3 ¹⁵ / ₁₆	2 ³ / ₈	75.00
TL4/5V21.20	614.40	7864-4212	4	3535	3 ¹⁵ / ₁₆	3 ¹ / ₁₆	78.00
TL5/5V21.20	643.20	7864-5212	5	4040	4 ⁷ / ₁₆	3 ³ / ₄	102.00
TL6/5V21.20	708.00	7864-6212	6	4040	4 ⁷ / ₁₆	4 ⁷ / ₁₆	110.00
TL8/5V21.20	912.00	7864-8212	8	4040	4 ⁷ / ₁₆	5 ¹³ / ₁₆	135.00
TL10/5V21.20	1152.00	7865-0212	10	4545	4 ¹⁵ / ₁₆	7 ³ / ₁₆	188.00
TL2/5V23.6	576.00	7864-2236	2	3535	3 ¹⁵ / ₁₆	1 ¹¹ / ₁₆	58.00
TL3/5V23.6	600.00	7864-3236	3	3535	3 ¹⁵ / ₁₆	2 ³ / ₈	75.00
TL4/5V23.6	655.20	7864-4236	4	3535	3 ¹⁵ / ₁₆	3 ¹ / ₁₆	83.00
TL5/5V23.6	703.20	7864-5236	5	4040	4 ⁷ / ₁₆	3 ³ / ₄	101.00
TL6/5V23.6	792.00	7864-6236	6	4040	4 ⁷ / ₁₆	4 ⁷ / ₁₆	115.00
TL8/5V23.6	1008.00	7864-8236	8	4040	4 ⁷ / ₁₆	5 ¹³ / ₁₆	132.00
TL10/5V23.60	1248.00	7865-0236	10	4545	4 ¹⁵ / ₁₆	7 ³ / ₁₆	217.00
TL3/5V28.00	648.00	7864-3280	3	3535	3 ¹⁵ / ₁₆	2 ³ / ₈	92.90
TL4/5V28.00	744.00	7864-4280	4	3535	3 ¹⁵ / ₁₆	3 ¹ / ₁₆	106.40
TL6/5V28.00	888.00	7864-6280	6	4040	4 ⁷ / ₁₆	4 ⁷ / ₁₆	147.60
TL8/5V28.00	1224.00	7864-8280	8	4545	4 ¹⁵ / ₁₆	5 ¹³ / ₁₆	194.00
TL10/5V28.00	1536.00	7865-0280	10	4545	4 ¹⁵ / ₁₆	7 ³ / ₁₆	232.00
TL3/5V31.5	1104.00	7864-3315	3	3535	3 ¹⁵ / ₁₆	2 ³ / ₈	111.00
TL4/5V31.5	1164.00	7864-4315	4	3535	3 ¹⁵ / ₁₆	3 ¹ / ₁₆	119.00
TL5/5V31.5	1296.00	7864-5315	5	4040	4 ⁷ / ₁₆	3 ³ / ₄	141.00
TL6/5V31.5	1416.00	7864-6315	6	4040	4 ⁷ / ₁₆	4 ⁷ / ₁₆	154.00
TL8/5V31.5	1728.00	7864-8315	8	4545	4 ¹⁵ / ₁₆	5 ¹³ / ₁₆	211.00
TL10/5V31.50	1872.00	7865-0315	10	4545	4 ¹⁵ / ₁₆	7 ³ / ₁₆	237.00
TL3/5V37.50	1416.00	7864-3375	3	4040	4 ⁷ / ₁₆	2 ³ / ₈	146.10
TL4/5V37.50	1488.00	7864-4375	4	4040	4 ⁷ / ₁₆	3 ¹ / ₁₆	194.00
TL5/5V37.50	1656.00	7864-5375	5	4040	4 ⁷ / ₁₆	3 ³ / ₄	206.00
TL6/5V37.50	1728.00	7864-6375	6	4545	4 ¹⁵ / ₁₆	4 ⁷ / ₁₆	256.00
TL8/5V37.50	2136.00	7864-8375	8	4545	4 ¹⁵ / ₁₆	5 ¹³ / ₁₆	285.00
TL10/5V37.50	2208.00	7865-0375	10	4545	4 ¹⁵ / ₁₆	7 ³ / ₁₆	335.00
TL3/5V50.00	2136.00	7864-3500	3	4040	4 ⁷ / ₁₆	2 ³ / ₈	220.00
TL4/5V50.00	2256.00	7864-4500	4	4040	4 ⁷ / ₁₆	3 ¹ / ₁₆	264.00
TL5/5V50.00	2304.00	7864-5500	5	4545	4 ¹⁵ / ₁₆	3 ³ / ₄	425.00
TL6/5V50.00	2664.00	7864-6500	6	4545	4 ¹⁵ / ₁₆	4 ⁷ / ₁₆	362.00
TL8/5V50.00	2928.00	7864-8500	8	4545	4 ¹⁵ / ₁₆	5 ¹³ / ₁₆	400.00

HEAVY DUTY SHEAVES

*Taper-Lock is a registered trademark of Reliance Electric.

Sheaves Do Not Include Bushings • Prices Subject To Change Without Notice





Taper-Lock* Sheaves for Super HC® Belts (continued)

Product No. Series 7866 & 7867

8V Sheaves are Standard/Non-Stock.

8V Section

Part No.	Suggested List Price	Product No.	No. of Grooves	Bushing	Max. Bore (In.)	F Dimension (In.)	Wt. Ea. (Lbs.)
TL4/8V12.5	\$652.80	7866-4125	4	4040	4 ⁷ / ₁₆	4 ⁷ / ₈	83.00
TL5/8V12.5	705.60	7866-5125	5	4040	4 ⁷ / ₁₆	6	95.00
TL6/8V12.5	741.60	7866-6125	6	4040	4 ⁷ / ₁₆	7 ¹ / ₈	98.00
TL8/8V12.5	936.00	7866-8125	8	4545	4 ¹⁵ / ₁₆	9 ³ / ₈	150.00
TL12/8V12.5	2496.00	7867-2125	12	5050	5	13 ⁷ / ₈	153.00
TL4/8V13.2	662.40	7866-4132	4	4040	4 ⁷ / ₁₆	4 ⁷ / ₈	125.00
TL5/8V13.2	741.60	7866-5132	5	4040	4 ⁷ / ₁₆	6	100.00
TL6/8V13.2	792.00	7866-6132	6	4040	4 ⁷ / ₁₆	7 ¹ / ₈	114.00
TL8/8V13.2	988.80	7866-8132	8	4545	4 ¹⁵ / ₁₆	9 ³ / ₈	140.40
TL10/8V13.2	1336.80	7867-0132	10	4545	4 ¹⁵ / ₁₆	11 ⁵ / ₈	151.00
TL12/8V13.2	2544.00	7867-2132	12	5050	5	13 ⁷ / ₈	180.00
TL4/8V14.0	672.00	7866-4140	4	4040	4 ⁷ / ₁₆	4 ⁷ / ₈	88.00
TL5/8V14.0	792.00	7866-5140	5	4040	4 ⁷ / ₁₆	6	107.00
TL6/8V14.0	866.40	7866-6140	6	4040	4 ⁷ / ₁₆	7 ¹ / ₈	134.00
TL8/8V14.0	1039.20	7866-8140	8	4545	4 ¹⁵ / ₁₆	9 ³ / ₈	159.70
TL10/8V14.0	1533.60	7867-0140	10	5050	5	11 ⁵ / ₈	177.70
TL12/8V14.0	2592.00	7867-2140	12	5050	5	13 ⁷ / ₈	186.00
TL4/8V15.0	715.20	7866-4150	4	4040	4 ⁷ / ₁₆	4 ⁷ / ₈	111.00
TL5/8V15.0	840.00	7866-5150	5	4040	4 ⁷ / ₁₆	6	106.00
TL6/8V15.0	928.80	7866-6150	6	4545	4 ¹⁵ / ₁₆	7 ¹ / ₈	146.00
TL8/8V15.0	1113.60	7866-8150	8	4545	4 ¹⁵ / ₁₆	9 ³ / ₈	184.20
TL10/8V15.0	1730.40	7867-0150	10	5050	5	11 ⁵ / ₈	181.00
TL12/8V15.0	2640.00	7867-2150	12	5050	5	13 ⁷ / ₈	221.00
TL4/8V16.0	792.00	7866-4160	4	4040	4 ⁷ / ₁₆	4 ⁷ / ₈	105.00
TL5/8V16.0	888.00	7866-5160	5	4040	4 ⁷ / ₁₆	6	110.00
TL6/8V16.0	988.80	7866-6160	6	4545	4 ¹⁵ / ₁₆	7 ¹ / ₈	140.00
TL8/8V16.0	1212.00	7866-8160	8	4545	4 ¹⁵ / ₁₆	9 ³ / ₈	167.70
TL10/8V16.0	1929.60	7867-0160	10	5050	5	11 ⁵ / ₈	249.00
TL12/8V16.0	2688.00	7867-2160	12	5050	5	13 ⁷ / ₈	247.00
TL4/8V17.0	864.00	7866-4170	4	4040	4 ⁷ / ₁₆	4 ⁷ / ₈	150.00
TL5/8V17.0	1015.20	7866-5170	5	4545	4 ¹⁵ / ₁₆	6	170.00
TL6/8V17.0	1113.60	7866-6170	6	4545	4 ¹⁵ / ₁₆	7 ¹ / ₈	143.00
TL8/8V17.0	1348.80	7866-8170	8	5050	5	9 ³ / ₈	199.00
TL10/8V17.0	1977.60	7867-0170	10	5050	5	11 ⁵ / ₈	237.00
TL12/8V17.0	2736.00	7867-2170	12	5050	5	13 ⁷ / ₈	267.00
TL4/8V18.0	912.00	7866-4180	4	4040	4 ⁷ / ₁₆	4 ⁷ / ₈	150.00
TL5/8V18.0	1080.00	7866-5180	5	4545	4 ¹⁵ / ₁₆	6	180.00
TL6/8V18.0	1200.00	7866-6180	6	4545	4 ¹⁵ / ₁₆	7 ¹ / ₈	163.70
TL8/8V18.0	1440.00	7866-8180	8	5050	5	9 ³ / ₈	204.00
TL10/8V18.0	2064.00	7867-0180	10	5050	5	11 ⁵ / ₈	217.00
TL12/8V18.0	2784.00	7867-2180	12	5050	5	13 ⁷ / ₈	274.00
TL4/8V19.0	948.00	7866-4190	4	4040	4 ⁷ / ₁₆	4 ⁷ / ₈	146.00
TL5/8V19.0	1152.00	7866-5190	5	4545	4 ¹⁵ / ₁₆	6	200.00
TL6/8V19.0	1248.00	7866-6190	6	4545	4 ¹⁵ / ₁₆	7 ¹ / ₈	166.00
TL8/8V19.0	1488.00	7866-8190	8	5050	5	9 ³ / ₈	223.00
TL10/8V19.0	2112.00	7867-0190	10	5050	5	11 ⁵ / ₈	248.00
TL12/8V19.0	2880.00	7867-2190	12	5050	5	13 ⁷ / ₈	306.00
TL4/8V20.0	984.00	7866-4200	4	4545	4 ¹⁵ / ₁₆	4 ⁷ / ₈	145.00
TL5/8V20.0	1188.00	7866-5200	5	4545	4 ¹⁵ / ₁₆	6	145.00
TL6/8V20.0	1428.00	7866-6200	6	5050	5	7 ¹ / ₈	204.00
TL8/8V20.0	1536.00	7866-8200	8	5050	5	9 ³ / ₈	210.00
TL10/8V20.0	2232.00	7867-0200	10	5050	5	11 ⁵ / ₈	277.00
TL12/8V20.0	2976.00	7867-2200	12	5050	5	13 ⁷ / ₈	338.00
TL4/8V21.2	1008.00	7866-4212	4	4545	4 ¹⁵ / ₁₆	4 ⁷ / ₈	170.00
TL5/8V21.2	1380.00	7866-5212	5	4545	4 ¹⁵ / ₁₆	6	185.00
TL6/8V21.2	1584.00	7866-6212	6	5050	5	7 ¹ / ₈	188.00
TL8/8V21.2	1656.00	7866-8212	8	5050	5	9 ³ / ₈	248.00
TL10/8V21.2	2448.00	7867-0212	10	5050	5	11 ⁵ / ₈	254.00
TL12/8V21.2	3072.00	7867-2212	12	5050	5	13 ⁷ / ₈	310.00

HEAVY DUTY SHEAVES

*Taper-Lock is a registered trademark of Reliance Electric.

Sheaves Do Not Include Bushings • Prices Subject To Change Without Notice





Taper-Lock[®] Sheaves for Super HC[®] Belts (continued)

Product No. Series 7866 & 7867 (continued)

8V Sheaves are Standard/Non-Stock.

8V Section (continued)

Part No.	Suggested List Price	Product No.	No. of Grooves	Bushing	Max. Bore (In.)	F Dimension (In.)	Wt. Ea. (Lbs.)
TL4/8V22.4	\$1063.20	7866-4224	4	4545	4 ¹⁵ / ₁₆	4 ⁷ / ₈	161.00
TL5/8V22.4	1572.00	7866-5224	5	4545	4 ¹⁵ / ₁₆	6	176.00
TL6/8V22.4	1872.00	7866-6224	6	5050	5	7 ¹ / ₈	221.00
TL8/8V22.4	1908.00	7866-8224	8	5050	5	9 ³ / ₈	258.00
TL10/8V22.4	2695.20	7867-0224	10	5050	5	11 ⁵ / ₈	338.00
TL12/8V22.4	3168.00	7867-2224	12	5050	5	13 ⁷ / ₈	361.00
TL4/8V24.8	1428.00	7866-4248	4	5050	5	4 ⁷ / ₈	190.00
TL5/8V24.8	1668.00	7866-5248	5	4545	4 ¹⁵ / ₁₆	6	206.00
TL6/8V24.8	1908.00	7866-6248	6	5050	5	7 ¹ / ₈	200.00
TL8/8V24.8	2148.00	7866-8248	8	5050	5	9 ³ / ₈	302.00
TL10/8V24.8	2748.00	7867-0248	10	5050	5	11 ⁵ / ₈	336.00
TL12/8V24.8	3600.00	7867-2248	12	5050	5	13 ⁷ / ₈	212.00
TL4/8V30.0	1620.00	7866-4300	4	5050	5	4 ⁷ / ₈	292.00
TL5/8V30.0	1884.00	7866-5300	5	5050	5	6	319.00
TL6/8V30.0	1932.00	7866-6300	6	5050	5	7 ¹ / ₈	342.00
TL8/8V30.0	2208.00	7866-8300	8	5050	5	9 ³ / ₈	436.00
TL10/8V30.0	2820.00	7867-0300	10	5050	5	11 ⁵ / ₈	463.00
TL12/8V30.0	4056.00	7867-2300	12	6050	6	13 ⁷ / ₈	567.00
TL4/8V35.5	2148.00	7866-4355	4	5050	5	4 ⁷ / ₈	315.00
TL5/8V35.5	2388.00	7866-5355	5	5050	5	6	399.00
TL6/8V35.5	2628.00	7866-6355	6	5050	5	7 ¹ / ₈	444.00
TL8/8V35.5	2868.00	7866-8355	8	5050	5	9 ³ / ₈	508.00
TL10/8V35.5	3348.00	7867-0355	10	6050	6	11 ⁵ / ₈	469.00
TL12/8V35.5	4392.00	7867-2355	12	6050	6	13 ⁷ / ₈	693.00
TL4/8V40.0	2364.00	7866-4400	4	5050	5	4 ⁷ / ₈	316.00
TL5/8V40.0	2688.00	7866-5400	5	5050	5	6	350.00
TL6/8V40.0	2928.00	7866-6400	6	5050	5	7 ¹ / ₈	519.00
TL8/8V40.0	3168.00	7866-8400	8	5050	5	9 ³ / ₈	624.00
TL10/8V40.0	4020.00	7867-0400	10	6050	6	11 ⁵ / ₈	697.00
TL12/8V40.0	6000.00	7867-2400	12	6050	6	13 ⁷ / ₈	796.00
TL4/8V44.5	3108.00	7866-4450	4	5050	5	4 ⁷ / ₈	371.00
TL5/8V44.5	3588.00	7866-5445	5	5050	5	6	572.00
TL6/8V44.5	4068.00	7866-6445	6	5050	5	7 ¹ / ₈	451.00
TL8/8V44.5	4540.80	7866-8445	8	6050	6	9 ³ / ₈	550.00
TL10/8V44.5	5028.00	7867-0445	10	6050	6	11 ⁵ / ₈	661.00
TL12/8V44.5	7800.00	7867-2445	12	6050	6	13 ⁷ / ₈	839.00
TL4/8V53.0	3888.00	7866-4530	4	5050	5	4 ⁷ / ₈	476.00
TL5/8V53.0	4176.00	7866-5530	5	5050	5	6	565.00
TL6/8V53.0	4464.00	7866-6530	6	5050	5	7 ¹ / ₈	664.00
TL8/8V53.0	4752.00	7866-8530	8	6050	6	9 ³ / ₈	1040.00
TL10/8V53.0	6000.00	7867-0530	10	6050	6	11 ⁵ / ₈	1138.00
TL12/8V53.0	9600.00	7867-2530	12	7060	7	13 ⁷ / ₈	1343.00

HEAVY DUTY SHEAVES

*Taper-Lock is a registered trademark of Reliance Electric.

Sheaves Do Not Include Bushings • Prices Subject To Change Without Notice





QD Multi-Duty® Sheaves and QD Sheaves

Markets/Applications

For use with Hi-Power® II, Tri-Power®, Power Cable® and Dubl-V belts.

Features/Advantages

- Full Split in Bushing allows Easy Installation and Removal
- Precise Sheave Design Produces Positive, Press Fit to Shaft
- No Sheave Wobble
- Precision Manufactured
- Static Balanced

How to Describe and Order

Specify sheave quantity followed by Part Number (QD, number of grooves, cross section and diameter).

For Example:

Quantity
10

Part Number
QD4A3.2/B3.6



NOTE: Sheaves and Bushings must be ordered separately.

QD Multi-Duty® Sheaves

Product No. Series 7831, 7832 and 7833

(Combination A or B Section)

Part No.	Suggested List Price	Product No.	No. of Grooves	Outside Diameter	Bushing	Max. Bore (In.)	F Dimension (In.)	Wt. Ea. (Lbs.)
QD1A3.0/B3.4	\$31.20	7831-1030	1	3.75	SH	15/8	7/8	1.20
QD2A3.0/B3.4	45.60	7831-2030	2	3.75	SH	15/8	13/4	2.50
QD3A3.0/B3.4	52.80	7831-3030	3	3.75	SH	15/8	21/2	3.40
QD4A3.0/B3.4	76.80	7831-4030	4	3.75	SD	115/16	31/4	4.43
QD5A3.0/B3.4	88.80	7831-5030	5	3.75	SD	115/16	4	5.11
QD6A3.0/B3.4	117.60	7831-6030	6	3.75	SD	115/16	43/4	5.70
QD1A3.2/B3.6	32.40	7831-1032	1	3.95	SH	15/8	7/8	1.30
QD2A3.2/B3.6	48.00	7831-2032	2	3.95	SH	15/8	13/4	2.70
QD3A3.2/B3.6	55.20	7831-3032	3	3.95	SH	15/8	21/2	3.80
QD4A3.2/B3.6	79.20	7831-4032	4	3.95	SD	115/16	31/4	5.07
QD5A3.2/B3.6	91.20	7831-5032	5	3.95	SD	115/16	4	5.80
QD6A3.2/B3.6	120.00	7831-6032	6	3.95	SD	115/16	43/4	6.90
QD1A3.4/B3.8	33.60	7831-1034	1	4.15	SH	15/8	7/8	1.60
QD2A3.4/B3.8	50.40	7831-2034	2	4.15	SH	15/8	13/4	3.20
QD3A3.4/B3.8	57.60	7831-3034	3	4.15	SH	15/8	21/2	4.50
QD4A3.4/B3.8	81.60	7831-4034	4	4.15	SD	115/16	31/4	5.67
QD5A3.4/B3.8	93.60	7831-5034	5	4.15	SD	115/16	4	6.40
QD6A3.4/B3.8	122.40	7831-6034	6	4.15	SD	115/16	43/4	7.40
QD1A3.6/B4.0	34.80	7831-1036	1	4.35	SH	15/8	7/8	1.80
QD2A3.6/B4.0	52.80	7831-2036	2	4.35	SH	15/8	13/4	3.17
QD3A3.6/B4.0	60.00	7831-3036	3	4.35	SH	15/8	21/2	4.18
QD4A3.6/B4.0	84.00	7831-4036	4	4.35	SD	115/16	31/4	5.58
QD5A3.6/B4.0	96.00	7831-5036	5	4.35	SD	115/16	4	6.67
QD6A3.6/B4.0	124.80	7831-6036	6	4.35	SD	115/16	43/4	7.21
QD1A3.8/B4.2	36.00	7831-1038	1	4.55	SH	15/8	7/8	2.00
QD2A3.8/B4.2	55.20	7831-2038	2	4.55	SH	15/8	13/4	3.69
QD3A3.8/B4.2	62.40	7831-3038	3	4.55	SH	15/8	21/2	4.85
QD4A3.8/B4.2	86.40	7831-4038	4	4.55	SD	115/16	31/4	5.90
QD5A3.8/B4.2	98.40	7831-5038	5	4.55	SD	115/16	4	6.60
QD6A3.8/B4.2	127.20	7831-6038	6	4.55	SD	115/16	43/4	7.70
QD1A4.0/B4.4	37.20	7831-1040	1	4.75	SH	15/8	7/8	2.20
QD2A4.0/B4.4	57.60	7831-2040	2	4.75	SH	15/8	13/4	4.02
QD3A4.0/B4.4	64.80	7831-3040	3	4.75	SH	15/8	21/2	5.02
QD4A4.0/B4.4	88.80	7831-4040	4	4.75	SD	115/16	31/4	6.76
QD5A4.0/B4.4	100.80	7831-5040	5	4.75	SD	115/16	4	7.50
QD6A4.0/B4.4	132.00	7831-6040	6	4.75	SD	115/16	43/4	9.23
QD1A4.2/B4.6	38.40	7831-1042	1	4.95	SDS	115/16	7/8	2.40
QD2A4.2/B4.6	60.00	7831-2042	2	4.95	SDS	115/16	13/4	4.05
QD3A4.2/B4.6	67.20	7831-3042	3	4.95	SD	115/16	21/2	5.40
QD4A4.2/B4.6	91.20	7831-4042	4	4.95	SD	115/16	31/4	7.03
QD5A4.2/B4.6	103.20	7831-5042	5	4.95	SD	115/16	4	8.30
QD6A4.2/B4.6	134.40	7831-6042	6	4.95	SD	115/16	43/4	8.80

HEAVY DUTY SHEAVES

Sheaves Do Not Include Bushings • Prices Subject To Change Without Notice





QD Multi-Duty® Sheaves (continued)

Product No. Series 7831, 7832 and 7833 (continued)

(Combination A or B Section) (continued)

Part No.	Suggested List Price	Product No.	No. of Grooves	Outside Diameter	Bushing	Max. Bore (In.)	F Dimension (In.)	Wt. Ea. (Lbs.)
QD1A4.4/B4.8	\$39.60	7831-1044	1	5.15	SDS	1 ¹⁵ / ₁₆	7/8	2.60
QD2A4.4/B4.8	62.40	7831-2044	2	5.15	SDS	1 ¹⁵ / ₁₆	1 ³ / ₄	4.36
QD3A4.4/B4.8	69.60	7831-3044	3	5.15	SD	1 ¹⁵ / ₁₆	2 ¹ / ₂	6.30
QD4A4.4/B4.8	93.60	7831-4044	4	5.15	SD	1 ¹⁵ / ₁₆	3 ¹ / ₄	7.58
QD5A4.4/B4.8	108.00	7831-5044	5	5.15	SD	1 ¹⁵ / ₁₆	4	8.50
QD6A4.4/B4.8	136.80	7831-6044	6	5.15	SD	1 ¹⁵ / ₁₆	4 ³ / ₄	9.70
QD1A4.6/B5.0	40.80	7831-1046	1	5.35	SDS	1 ¹⁵ / ₁₆	7/8	2.80
QD2A4.6/B5.0	64.80	7831-2046	2	5.35	SDS	1 ¹⁵ / ₁₆	1 ³ / ₄	4.74
QD3A4.6/B5.0	72.00	7831-3046	3	5.35	SD	1 ¹⁵ / ₁₆	2 ¹ / ₂	6.92
QD4A4.6/B5.0	96.00	7831-4046	4	5.35	SD	1 ¹⁵ / ₁₆	3 ¹ / ₄	7.90
QD5A4.6/B5.0	110.40	7831-5046	5	5.35	SD	1 ¹⁵ / ₁₆	4	10.49
QD6A4.6/B5.0	139.20	7831-6046	6	5.35	SD	1 ¹⁵ / ₁₆	4 ³ / ₄	11.08
QD1A4.8/B5.2	42.00	7831-1048	1	5.55	SDS	1 ¹⁵ / ₁₆	7/8	3.10
QD2A4.8/B5.2	67.20	7831-2048	2	5.55	SDS	1 ¹⁵ / ₁₆	1 ³ / ₄	4.70
QD3A4.8/B5.2	74.40	7831-3048	3	5.55	SD	1 ¹⁵ / ₁₆	2 ¹ / ₂	7.30
QD4A4.8/B5.2	98.40	7831-4048	4	5.55	SD	1 ¹⁵ / ₁₆	3 ¹ / ₄	8.50
QD5A4.8/B5.2	112.80	7831-5048	5	5.55	SD	1 ¹⁵ / ₁₆	4	9.90
QD6A4.8/B5.2	141.60	7831-6048	6	5.55	SD	1 ¹⁵ / ₁₆	4 ³ / ₄	12.85
QD1A5.0/B5.4	43.20	7831-1050	1	5.75	SDS	1 ¹⁵ / ₁₆	7/8	3.40
QD2A5.0/B5.4	69.60	7831-2050	2	5.75	SDS	1 ¹⁵ / ₁₆	1 ³ / ₄	6.22
QD3A5.0/B5.4	76.80	7831-3050	3	5.75	SD	1 ¹⁵ / ₁₆	2 ¹ / ₂	8.38
QD4A5.0/B5.4	100.80	7831-4050	4	5.75	SD	1 ¹⁵ / ₁₆	3 ¹ / ₄	10.04
QD5A5.0/B5.4	115.20	7831-5050	5	5.75	SK	2 ¹ / ₂	4	10.49
QD6A5.0/B5.4	144.00	7831-6050	6	5.75	SK	2 ¹ / ₂	4 ³ / ₄	11.30
QD8B5.4	216.00	7832-8054	8	5.75	SK	2 ¹ / ₂	6 ¹ / ₄	13.30
QD10B5.4	336.00	7833-0054	10	5.75	SK	2 ¹ / ₂	7 ³ / ₄	16.00
QD1A5.2/B5.6	44.40	7831-1052	1	5.95	SDS	1 ¹⁵ / ₁₆	7/8	4.72
QD2A5.2/B5.6	72.00	7831-2052	2	5.95	SDS	1 ¹⁵ / ₁₆	1 ³ / ₄	6.60
QD3A5.2/B5.6	79.20	7831-3052	3	5.95	SD	1 ¹⁵ / ₁₆	2 ¹ / ₂	9.57
QD4A5.2/B5.6	103.20	7831-4052	4	5.95	SD	1 ¹⁵ / ₁₆	3 ¹ / ₄	11.42
QD5A5.2/B5.6	117.60	7831-5052	5	5.95	SK	2 ¹ / ₂	4	10.50
QD6A5.2/B5.6	146.40	7831-6052	6	5.95	SK	2 ¹ / ₂	4 ³ / ₄	12.65
QD8B5.6	220.80	7832-8056	8	5.95	SK	2 ¹ / ₂	6 ¹ / ₄	14.00
QD10B5.6	345.60	7833-0056	10	5.95	SK	2 ¹ / ₂	7 ³ / ₄	16.70
QD1A5.4/B5.8	45.60	7831-1054	1	6.15	SDS	1 ¹⁵ / ₁₆	7/8	4.87
QD2A5.4/B5.8	74.40	7831-2054	2	6.15	SDS	1 ¹⁵ / ₁₆	1 ³ / ₄	6.58
QD3A5.4/B5.8	81.60	7831-3054	3	6.15	SD	1 ¹⁵ / ₁₆	2 ¹ / ₂	9.10
QD4A5.4/B5.8	105.60	7831-4054	4	6.15	SD	1 ¹⁵ / ₁₆	3 ¹ / ₄	11.25
QD5A5.4/B5.8	120.00	7831-5054	5	6.15	SK	2 ¹ / ₂	4	11.40
QD6A5.4/B5.8	148.80	7831-6054	6	6.15	SK	2 ¹ / ₂	4 ³ / ₄	14.16
QD1A5.6/B6.0	48.00	7831-1056	1	6.35	SDS	1 ¹⁵ / ₁₆	7/8	5.31
QD2A5.6/B6.0	76.80	7831-2056	2	6.35	SDS	1 ¹⁵ / ₁₆	1 ³ / ₄	7.40
QD3A5.6/B6.0	84.00	7831-3056	3	6.35	SD	1 ¹⁵ / ₁₆	2 ¹ / ₂	10.89
QD4A5.6/B6.0	108.00	7831-4056	4	6.35	SD	1 ¹⁵ / ₁₆	3 ¹ / ₄	12.98
QD5A5.6/B6.0	127.20	7831-5056	5	6.35	SK	2 ¹ / ₂	4	12.78
QD6A5.6/B6.0	151.20	7831-6056	6	6.35	SK	2 ¹ / ₂	4 ³ / ₄	13.70
QD8B6.0	230.40	7832-8060	8	6.35	SF	2 ¹⁵ / ₁₆	6 ¹ / ₄	15.30
QD10B6.0	364.80	7833-0060	10	6.35	SF	2 ¹⁵ / ₁₆	7 ³ / ₄	18.50
QD1A5.8/B6.2	50.40	7831-1058	1	6.55	SDS	1 ¹⁵ / ₁₆	7/8	5.84
QD2A5.8/B6.2	79.20	7831-2058	2	6.55	SDS	1 ¹⁵ / ₁₆	1 ³ / ₄	6.30
QD3A5.8/B6.2	86.40	7831-3058	3	6.55	SD	1 ¹⁵ / ₁₆	2 ¹ / ₂	10.60
QD4A5.8/B6.2	110.40	7831-4058	4	6.55	SD	1 ¹⁵ / ₁₆	3 ¹ / ₄	14.54
QD5A5.8/B6.2	134.40	7831-5058	5	6.55	SK	2 ¹ / ₂	4	14.62
QD6A5.8/B6.2	156.00	7831-6058	6	6.55	SK	2 ¹ / ₂	4 ³ / ₄	16.12
QD1A6.0/B6.4	52.80	7831-1060	1	6.75	SDS	1 ¹⁵ / ₁₆	7/8	6.87
QD2A6.0/B6.4	81.60	7831-2060	2	6.75	SDS	1 ¹⁵ / ₁₆	1 ³ / ₄	8.37
QD3A6.0/B6.4	91.20	7831-3060	3	6.75	SD	1 ¹⁵ / ₁₆	2 ¹ / ₂	13.51
QD4A6.0/B6.4	115.20	7831-4060	4	6.75	SD	1 ¹⁵ / ₁₆	3 ¹ / ₄	14.47
QD5A6.0/B6.4	139.20	7831-5060	5	6.75	SK	2 ¹ / ₂	4	15.60
QD6A6.0/B6.4	160.80	7831-6060	6	6.75	SK	2 ¹ / ₂	4 ³ / ₄	15.70
QD8B6.4	240.00	7832-8064	8	6.75	SF	2 ¹⁵ / ₁₆	6 ¹ / ₄	18.60
QD10B6.4	384.00	7833-0064	10	6.75	SF	2 ¹⁵ / ₁₆	7 ³ / ₄	21.00

HEAVY DUTY SHEAVES

Sheaves Do Not Include Bushings • Prices Subject To Change Without Notice





QD Multi-Duty® Sheaves (continued)

Product No. Series 7831, 7832 and 7833 (continued)
(Combination A or B Section) (continued)

Part No.	Suggested List Price	Product No.	No. of Grooves	Outside Diameter	Bushing	Max. Bore (In.)	F Dimension (In.)	Wt. Ea. (Lbs.)
QD1A6.2/B6.6	\$57.60	7831-1062	1	6.95	SDS	1 ¹⁵ / ₁₆	7/8	6.83
QD2A6.2/B6.6	82.80	7831-2062	2	6.95	SDS	1 ¹⁵ / ₁₆	1 ³ / ₄	10.28
QD3A6.2/B6.6	93.60	7831-3062	3	6.95	SD	1 ¹⁵ / ₁₆	2 ¹ / ₂	13.49
QD4A6.2/B6.6	120.00	7831-4062	4	6.95	SD	1 ¹⁵ / ₁₆	3 ¹ / ₄	15.45
QD5A6.2/B6.6	144.00	7831-5062	5	6.95	SK	2 ¹ / ₂	4	14.80
QD6A6.2/B6.6	166.80	7831-6062	6	6.95	SK	2 ¹ / ₂	4 ³ / ₄	16.50
QD1A6.4/B6.8	60.00	7831-1064	1	7.15	SDS	1 ¹⁵ / ₁₆	7/8	4.40
QD2A6.4/B6.8	84.00	7831-2064	2	7.15	SDS	1 ¹⁵ / ₁₆	1 ³ / ₄	10.28
QD3A6.4/B6.8	96.00	7831-3064	3	7.15	SD	1 ¹⁵ / ₁₆	2 ¹ / ₂	13.47
QD4A6.4/B6.8	124.80	7831-4064	4	7.15	SD	1 ¹⁵ / ₁₆	3 ¹ / ₄	17.71
QD5A6.4/B6.8	148.80	7831-5064	5	7.15	SK	2 ¹ / ₂	4	16.91
QD6A6.4/B6.8	170.40	7831-6064	6	7.15	SK	2 ¹ / ₂	4 ³ / ₄	19.01
QD8B6.8	254.40	7832-8068	8	7.15	SF	2 ¹⁵ / ₁₆	6 ¹ / ₄	20.50
QD10B6.8	412.80	7833-0068	10	7.15	SF	2 ¹⁵ / ₁₆	7 ³ / ₄	23.00
QD1A6.6/B7.0	62.40	7831-1066	1	7.35	SDS	1 ¹⁵ / ₁₆	7/8	7.17
QD2A6.6/B7.0	86.40	7831-2066	2	7.35	SK	2 ¹ / ₂	1 ³ / ₄	11.78
QD3A6.6/B7.0	98.40	7831-3066	3	7.35	SK	2 ¹ / ₂	2 ¹ / ₂	13.30
QD4A6.6/B7.0	129.60	7831-4066	4	7.35	SK	2 ¹ / ₂	3 ¹ / ₄	17.04
QD5A6.6/B7.0	158.40	7831-5066	5	7.35	SF	2 ¹⁵ / ₁₆	4	16.10
QD6A6.6/B7.0	180.00	7831-6066	6	7.35	SF	2 ¹⁵ / ₁₆	4 ³ / ₄	18.10
QD1A7.0/B7.4	67.20	7831-1070	1	7.75	SDS	1 ¹⁵ / ₁₆	1	8.04
QD2A7.0/B7.4	87.60	7831-2070	2	7.75	SK	2 ¹ / ₂	1 ³ / ₄	13.29
QD3A7.0/B7.4	100.80	7831-3070	3	7.75	SK	2 ¹ / ₂	2 ¹ / ₂	15.82
QD4A7.0/B7.4	134.40	7831-4070	4	7.75	SK	2 ¹ / ₂	3 ¹ / ₄	18.96
QD5A7.0/B7.4	180.00	7831-5070	5	7.75	SF	2 ¹⁵ / ₁₆	4	21.50
QD6A7.0/B7.4	244.80	7831-6070	6	7.75	SF	2 ¹⁵ / ₁₆	4 ³ / ₄	19.70
QD8B7.4	340.80	7832-8074	8	7.75	SF	2 ¹⁵ / ₁₆	6 ¹ / ₄	23.40
QD10B7.4	432.00	7833-0074	10	7.75	SF	2 ¹⁵ / ₁₆	7 ³ / ₄	27.20
QD1A7.6/B8.0	69.60	7831-1076	1	8.35	SDS	1 ¹⁵ / ₁₆	1	9.81
QD2A7.6/B8.0	88.80	7831-2076	2	8.35	SK	2 ¹ / ₂	1 ³ / ₄	12.74
QD3A7.6/B8.0	105.60	7831-3076	3	8.35	SK	2 ¹ / ₂	2 ¹ / ₂	18.32
QD4A7.6/B8.0	139.20	7831-4076	4	8.35	SK	2 ¹ / ₂	3 ¹ / ₄	15.30
QD5A7.6/B8.0	184.80	7831-5076	5	8.35	SF	2 ¹⁵ / ₁₆	4	16.50
QD6A7.6/B8.0	249.60	7831-6076	6	8.35	SF	2 ¹⁵ / ₁₆	4 ³ / ₄	23.00
QD1A8.2/B8.6	74.40	7831-1082	1	8.95	SDS	1 ¹⁵ / ₁₆	1	10.06
QD2A8.2/B8.6	91.20	7831-2082	2	8.95	SK	2 ¹ / ₂	1 ³ / ₄	15.75
QD3A8.2/B8.6	115.20	7831-3082	3	8.95	SK	2 ¹ / ₂	2 ¹ / ₂	22.98
QD4A8.2/B8.6	148.80	7831-4082	4	8.95	SK	2 ¹ / ₂	3 ¹ / ₄	25.74
QD5A8.2/B8.6	196.80	7831-5082	5	8.95	SF	2 ¹⁵ / ₁₆	4	25.44
QD6A8.2/B8.6	264.00	7831-6082	6	8.95	SF	2 ¹⁵ / ₁₆	4 ³ / ₄	25.65
QD8B8.6	350.40	7832-8086	8	8.95	E	3 ¹ / ₂	6 ¹ / ₄	33.50
QD10B8.6	446.40	7833-0086	10	8.95	E	3 ¹ / ₂	7 ³ / ₄	36.20
QD1A9.0/B9.4	76.80	7831-1090	1	9.75	SDS	1 ¹⁵ / ₁₆	1	11.67
QD2A9.0/B9.4	93.60	7831-2090	2	9.75	SK	2 ¹ / ₂	1 ³ / ₄	16.92
QD3A9.0/B9.4	124.80	7831-3090	3	9.75	SK	2 ¹ / ₂	2 ¹ / ₂	14.10
QD4A9.0/B9.4	165.60	7831-4090	4	9.75	SK	2 ¹ / ₂	3 ¹ / ₄	24.04
QD5A9.0/B9.4	206.40	7831-5090	5	9.75	SF	2 ¹⁵ / ₁₆	4	29.99
QD6A9.0/B9.4	276.00	7831-6090	6	9.75	SF	2 ¹⁵ / ₁₆	4 ³ / ₄	23.80
QD8B9.4	360.00	7832-8094	8	9.75	E	3 ¹ / ₂	6 ¹ / ₄	38.50
QD10B9.4	504.00	7833-0094	10	9.75	E	3 ¹ / ₂	7 ³ / ₄	43.20
QD1A10.6/B11.0	91.20	7831-1106	1	11.35	SDS	1 ¹⁵ / ₁₆	1	12.83
QD2A10.6/B11.0	110.40	7831-2106	2	11.35	SK	2 ¹ / ₂	1 ³ / ₄	20.31
QD3A10.6/B11.0	148.80	7831-3106	3	11.35	SK	2 ¹ / ₂	2 ¹ / ₂	27.96
QD4A10.6/B11.0	182.40	7831-4106	4	11.35	SK	2 ¹ / ₂	3 ¹ / ₄	26.04
QD5A10.6/B11.0	232.80	7831-5106	5	11.35	SF	2 ¹⁵ / ₁₆	4	25.40
QD6A10.6/B11.0	297.60	7831-6106	6	11.35	SF	2 ¹⁵ / ₁₆	4 ³ / ₄	35.67
QD8B11.0	427.20	7832-8110	8	11.35	E	3 ¹ / ₂	6 ¹ / ₄	38.40
QD10B11.0	624.00	7833-0110	10	11.35	E	3 ¹ / ₂	7 ³ / ₄	47.00
QD1A12.0/B12.4	108.00	7831-1120	1	12.75	SDS	1 ¹⁵ / ₁₆	1	14.25
QD2A12.0/B12.4	120.00	7831-2120	2	12.75	SK	2 ¹ / ₂	1 ³ / ₄	18.64
QD3A12.0/B12.4	172.80	7831-3120	3	12.75	SK	2 ¹ / ₂	2 ¹ / ₂	20.20
QD4A12.0/B12.4	204.00	7831-4120	4	12.75	SK	2 ¹ / ₂	3 ¹ / ₄	28.58
QD5A12.0/B12.4	249.60	7831-5120	5	12.75	SF	2 ¹⁵ / ₁₆	4	34.71
QD6A12.0/B12.4	331.20	7831-6120	6	12.75	SF	2 ¹⁵ / ₁₆	4 ³ / ₄	32.90
QD8B12.4	446.40	7832-8124	8	12.75	E	3 ¹ / ₂	6 ¹ / ₄	51.20
QD10B12.4	638.40	7833-0124	10	12.75	F	3 ¹⁵ / ₁₆	7 ³ / ₄	55.00

HEAVY DUTY SHEAVES

Sheaves Do Not Include Bushings • Prices Subject To Change Without Notice





QD Multi-Duty® Sheaves (continued)

Product No. Series 7831, 7832 and 7833 (continued)

(Combination A or B Section) (continued)

Part No.	Suggested List Price	Product No.	No. of Grooves	Outside Diameter	Bushing	Max. Bore (In.)	F Dimension (In.)	Wt. Ea. (Lbs.)
QD1A13.2/B13.6	\$115.20	7831-1132	1	13.95	SDS	1 ¹⁵ / ₁₆	1	16.78
QD2A13.2/B13.6	144.00	7831-2132	2	13.95	SK	2 ¹ / ₂	1 ³ / ₄	22.66
QD3A13.2/B13.6	187.20	7831-3132	3	13.95	SK	2 ¹ / ₂	2 ¹ / ₂	29.76
QD4A13.2/B13.6	244.80	7831-4132	4	13.95	SK	2 ¹ / ₂	3 ¹ / ₄	28.60
QD5A13.2/B13.6	288.00	7831-5132	5	13.95	SF	2 ¹⁵ / ₁₆	4	32.60
QD6A13.2/B13.6	336.00	7831-6132	6	13.95	SF	2 ¹⁵ / ₁₆	4 ³ / ₄	37.90
QD1A15.0/B15.4	139.20	7831-1150	1	15.75	SK	2 ¹ / ₂	1	18.50
QD2A15.0/B15.4	201.60	7831-2150	2	15.75	SK	2 ¹ / ₂	1 ³ / ₄	22.10
QD3A15.0/B15.4	240.00	7831-3150	3	15.75	SK	2 ¹ / ₂	2 ¹ / ₂	26.80
QD4A15.0/B15.4	268.80	7831-4150	4	15.75	SF	2 ¹⁵ / ₁₆	3 ¹ / ₄	32.40
QD5A15.0/B15.4	321.60	7831-5150	5	15.75	SF	2 ¹⁵ / ₁₆	4	36.30
QD6A15.0/B15.4	360.00	7831-6150	6	15.75	SF	2 ¹⁵ / ₁₆	4 ³ / ₄	43.10
QD8B15.4	600.00	7832-8154	8	15.75	E	3 ¹ / ₂	6 ¹ / ₄	61.20
QD10B15.4	816.00	7833-0154	10	15.75	F	3 ¹⁵ / ₁₆	7 ³ / ₄	84.00
QD1A15.6/B16.0	163.20	7831-1156	1	16.35	SK	2 ¹ / ₂	1	18.20
QD2A15.6/B16.0	213.60	7831-2156	2	16.35	SK	2 ¹ / ₂	1 ³ / ₄	22.00
QD3A15.6/B16.0	254.40	7831-3156	3	16.35	SK	2 ¹ / ₂	2 ¹ / ₂	27.00
QD4A15.6/B16.0	292.80	7831-4156	4	16.35	SF	2 ¹⁵ / ₁₆	3 ¹ / ₄	34.00
QD5A15.6/B16.0	352.80	7831-5156	5	16.35	SF	2 ¹⁵ / ₁₆	4	37.50
QD6A15.6/B16.0	393.60	7831-6156	6	16.35	SF	2 ¹⁵ / ₁₆	4 ³ / ₄	43.50
QD1A18.0/B18.4	187.20	7831-1180	1	18.75	SK	2 ¹ / ₂	1	20.70
QD2A18.0/B18.4	268.80	7831-2180	2	18.75	SK	2 ¹ / ₂	1 ³ / ₄	27.00
QD3A18.0/B18.4	292.80	7831-3180	3	18.75	SK	2 ¹ / ₂	2 ¹ / ₂	33.90
QD4A18.0/B18.4	312.00	7831-4180	4	18.75	SF	2 ¹⁵ / ₁₆	3 ¹ / ₄	37.70
QD5A18.0/B18.4	379.20	7831-5180	5	18.75	SF	2 ¹⁵ / ₁₆	4	46.00
QD6A18.0/B18.4	417.60	7831-6180	6	18.75	SF	2 ¹⁵ / ₁₆	4 ³ / ₄	56.40
QD8B18.4	763.20	7832-8184	8	18.75	F	3 ¹⁵ / ₁₆	6 ¹ / ₄	87.70
QD10B18.4	960.00	7833-0184	10	18.75	F	3 ¹⁵ / ₁₆	7 ³ / ₄	98.70
QD1A19.6/B20.0	276.00	7832-1200	1	20.35	SK	2 ¹ / ₂	1	23.70
QD2A19.6/B20.0	312.00	7832-2200	2	20.35	SF	2 ¹⁵ / ₁₆	1 ³ / ₄	33.50
QD3A19.6/B20.0	388.80	7832-3200	3	20.35	SF	2 ¹⁵ / ₁₆	2 ¹ / ₂	39.50
QD4A19.6/B20.0	436.80	7832-4200	4	20.35	SF	2 ¹⁵ / ₁₆	3 ³ / ₄	51.00
QD5A19.6/B20.0	468.00	7832-5200	5	20.35	E	3 ¹ / ₂	4	74.00
QD6A19.6/B20.0	556.80	7832-6200	6	20.35	E	3 ¹ / ₂	4 ³ / ₄	70.00
QD8B20.0	828.00	7832-8200	8	20.35	F	3 ¹⁵ / ₁₆	6 ¹ / ₄	87.00
QD10B20.0	1032.00	7833-0200	10	20.35	F	3 ¹⁵ / ₁₆	7 ³ / ₄	110.00
QD2A24.6/B25.0	475.20	7832-2250	2	25.35	SF	2 ¹⁵ / ₁₆	1 ³ / ₄	46.00
QD3A24.6/B25.0	528.00	7832-3250	3	25.35	SF	2 ¹⁵ / ₁₆	2 ¹ / ₂	75.00
QD4A24.6/B25.0	576.00	7832-4250	4	25.35	E	3 ¹ / ₂	3 ¹ / ₄	74.50
QD5A24.6/B25.0	600.00	7832-5250	5	25.35	E	3 ¹ / ₂	4	84.00
QD6A24.6/B25.0	696.00	7832-6250	6	25.35	E	3 ¹ / ₂	4 ³ / ₄	90.00
QD8B25.0	1056.00	7832-8250	8	25.35	F	3 ¹⁵ / ₁₆	6 ¹ / ₄	118.00
QD2A29.6/B30.0	528.00	7832-2300	2	30.35	SF	2 ¹⁵ / ₁₆	1 ³ / ₄	55.00
QD3A29.6/B30.0	600.00	7832-3300	3	30.35	SF	2 ¹⁵ / ₁₆	2 ¹ / ₂	76.00
QD4A29.6/B30.0	672.00	7832-4300	4	30.35	E	3 ¹ / ₂	3 ¹ / ₄	95.00
QD5A29.6/B30.0	835.20	7832-5300	5	30.35	E	3 ¹ / ₂	4	105.00
QD6A29.6/B30.0	936.00	7832-6300	6	30.35	E	3 ¹ / ₂	4 ³ / ₄	124.00
QD8B30.0	1512.00	7832-8300	8	30.35	F	3 ¹⁵ / ₁₆	6 ¹ / ₄	149.00
QD10B30.0	1656.00	7833-0300	10	30.35	F	3 ¹⁵ / ₁₆	7 ³ / ₄	165.00
QD2A37.6/B38.0	1008.00	7832-2380	2	38.35	SF	2 ¹⁵ / ₁₆	1 ³ / ₄	85.00
QD3A37.6/B38.0	1056.00	7832-3380	3	38.35	E	3 ¹ / ₂	2 ¹ / ₂	115.00
QD4A37.6/B38.0	1176.00	7832-4380	4	38.35	E	3 ¹ / ₂	3 ¹ / ₄	130.00
QD5A37.6/B38.0	1296.00	7832-5380	5	38.35	E	3 ¹ / ₂	4	145.00
QD6A37.6/B38.0	1344.00	7832-6380	6	38.35	E	3 ¹ / ₂	4 ³ / ₄	175.00
QD8B38.0	2088.00	7832-8380	8	38.35	F	3 ¹⁵ / ₁₆	6 ¹ / ₄	205.00
QD10B38.0	2136.00	7833-0380	10	38.35	J	4 ¹ / ₂	7 ³ / ₄	230.00

HEAVY DUTY SHEAVES

Sheaves Do Not Include Bushings • Prices Subject To Change Without Notice





QD Sheaves

Product No. Series 7834 & 7835

C Section

Part No.	Suggested List Price	Product No.	No. of Grooves	Outside Diameter	Bushing	Max. Bore (In.)	F Dimension (In.)	Wt. Ea. (Lbs.)
QD3C5.0	\$163.20	7834-3050	3	5.40	SD	1 ¹⁵ / ₁₆	3 ³ / ₈	8.57
QD4C5.0	192.00	7834-4050	4	5.40	SD	1 ¹⁵ / ₁₆	4 ³ / ₈	11.00
QD3C5.5	168.00	7834-3055	3	5.90	SD	1 ¹⁵ / ₁₆	3 ³ / ₈	10.20
QD4C5.5	193.20	7834-4055	4	5.90	SD	1 ¹⁵ / ₁₆	4 ³ / ₈	12.40
QD3C6.0	170.40	7834-3060	3	6.40	SF	2 ¹⁵ / ₁₆	3 ³ / ₈	9.70
QD4C6.0	194.40	7834-4060	4	6.40	SF	2 ¹⁵ / ₁₆	4 ³ / ₈	11.40
QD5C6.0	208.80	7834-5060	5	6.40	SF	2 ¹⁵ / ₁₆	5 ³ / ₈	13.10
QD6C6.0	292.80	7834-6060	6	6.40	SF	2 ¹⁵ / ₁₆	6 ³ / ₈	14.60
QD1C7.0	134.40	7834-1070	1	7.40	SF	2 ¹⁵ / ₁₆	1 ³ / ₈	9.55
QD2C7.0	158.40	7834-2070	2	7.40	SF	2 ¹⁵ / ₁₆	2 ³ / ₈	12.00
QD3C7.0	172.80	7834-3070	3	7.40	SF	2 ¹⁵ / ₁₆	3 ³ / ₈	15.39
QD4C7.0	196.80	7834-4070	4	7.40	SF	2 ¹⁵ / ₁₆	4 ³ / ₈	18.17
QD5C7.0	211.20	7834-5070	5	7.40	SF	2 ¹⁵ / ₁₆	5 ³ / ₈	20.00
QD6C7.0	297.60	7834-6070	6	7.40	SF	2 ¹⁵ / ₁₆	6 ³ / ₈	23.60
QD8C7.0	444.00	7834-8070	8	7.40	SF	2 ¹⁵ / ₁₆	8 ³ / ₈	31.50
QD1C7.5	144.00	7834-1075	1	7.90	SF	2 ¹⁵ / ₁₆	1 ³ / ₈	11.42
QD2C7.5	163.20	7834-2075	2	7.90	SF	2 ¹⁵ / ₁₆	2 ³ / ₈	14.20
QD3C7.5	177.60	7834-3075	3	7.90	SF	2 ¹⁵ / ₁₆	3 ³ / ₈	17.00
QD4C7.5	206.40	7834-4075	4	7.90	SF	2 ¹⁵ / ₁₆	4 ³ / ₈	20.83
QD5C7.5	268.80	7834-5075	5	7.90	SF	2 ¹⁵ / ₁₆	5 ³ / ₈	24.00
QD6C7.5	316.80	7834-6075	6	7.90	SF	2 ¹⁵ / ₁₆	6 ³ / ₈	26.60
QD1C8.0	148.80	7834-1080	1	8.40	SF	2 ¹⁵ / ₁₆	1 ³ / ₈	11.00
QD2C8.0	172.80	7834-2080	2	8.40	SF	2 ¹⁵ / ₁₆	2 ³ / ₈	16.30
QD3C8.0	187.20	7834-3080	3	8.40	E	3 ¹ / ₂	3 ³ / ₈	20.41
QD4C8.0	235.20	7834-4080	4	8.40	E	3 ¹ / ₂	4 ³ / ₈	23.30
QD5C8.0	283.20	7834-5080	5	8.40	E	3 ¹ / ₂	5 ³ / ₈	28.00
QD6C8.0	336.00	7834-6080	6	8.40	E	3 ¹ / ₂	6 ³ / ₈	31.90
QD8C8.0	468.00	7834-8080	8	8.40	E	3 ¹ / ₂	8 ³ / ₈	36.60
QD10C8.0	552.00	7835-0080	10	8.40	E	3 ¹ / ₂	10 ³ / ₈	44.00
QD1C8.5	153.60	7834-1085	1	8.90	SF	2 ¹⁵ / ₁₆	1 ³ / ₈	11.06
QD2C8.5	177.60	7834-2085	2	8.90	SF	2 ¹⁵ / ₁₆	2 ³ / ₈	18.84
QD3C8.5	211.20	7834-3085	3	8.90	E	3 ¹ / ₂	3 ³ / ₈	23.42
QD4C8.5	249.60	7834-4085	4	8.90	E	3 ¹ / ₂	4 ³ / ₈	27.30
QD5C8.5	302.40	7834-5085	5	8.90	E	3 ¹ / ₂	5 ³ / ₈	31.20
QD6C8.5	345.60	7834-6085	6	8.90	E	3 ¹ / ₂	6 ³ / ₈	34.80
QD8C8.5	480.00	7834-8085	8	8.90	E	3 ¹ / ₂	8 ³ / ₈	42.60
QD10C8.5	576.00	7835-0085	10	8.90	E	3 ¹ / ₂	10 ³ / ₈	48.50
QD1C9.0	158.40	7834-1090	1	9.40	SF	2 ¹⁵ / ₁₆	1 ³ / ₈	12.40
QD2C9.0	182.40	7834-2090	2	9.40	SF	2 ¹⁵ / ₁₆	2 ³ / ₈	21.70
QD3C9.0	225.60	7834-3090	3	9.40	E	3 ¹ / ₂	3 ³ / ₈	27.28
QD4C9.0	268.80	7834-4090	4	9.40	E	3 ¹ / ₂	4 ³ / ₈	31.11
QD5C9.0	307.20	7834-5090	5	9.40	E	3 ¹ / ₂	5 ³ / ₈	35.00
QD6C9.0	355.20	7834-6090	6	9.40	F	3 ¹⁵ / ₁₆	6 ³ / ₈	43.00
QD8C9.0	492.00	7834-8090	8	9.40	F	3 ¹⁵ / ₁₆	8 ³ / ₈	50.90
QD10C9.0	600.00	7835-0090	10	9.40	J	4 ¹ / ₂	10 ³ / ₈	101.00
⁶ QD12C9.0	840.00	7835-2090	12	9.40	J	4 ¹ / ₂	12 ³ / ₈	75.00
QD1C9.5	163.20	7834-1095	1	9.90	SF	2 ¹⁵ / ₁₆	1 ³ / ₈	14.80
QD2C9.5	192.00	7834-2095	2	9.90	SF	2 ¹⁵ / ₁₆	2 ³ / ₈	17.70
QD3C9.5	240.00	7834-3095	3	9.90	E	3 ¹ / ₂	3 ³ / ₈	30.25
QD4C9.5	273.60	7834-4095	4	9.90	E	3 ¹ / ₂	4 ³ / ₈	34.44
QD5C9.5	326.40	7834-5095	5	9.90	E	3 ¹ / ₂	5 ³ / ₈	37.80
QD6C9.5	379.20	7834-6095	6	9.90	F	3 ¹⁵ / ₁₆	6 ³ / ₈	47.00
QD8C9.5	504.00	7834-8095	8	9.90	F	3 ¹⁵ / ₁₆	8 ³ / ₈	56.00
QD10C9.5	614.40	7835-0095	10	9.90	J	4 ¹ / ₂	10 ³ / ₈	71.00
⁶ QD12C9.5	864.00	7835-2095	12	9.90	J	4 ¹ / ₂	12 ³ / ₈	86.00
QD1C10.0	168.00	7834-1100	1	10.40	SF	2 ¹⁵ / ₁₆	1 ³ / ₈	15.80
QD2C10.0	211.20	7834-2100	2	10.40	SF	2 ¹⁵ / ₁₆	2 ³ / ₈	19.70
QD3C10.0	264.00	7834-3100	3	10.40	E	3 ¹ / ₂	3 ³ / ₈	33.60
QD4C10.0	288.00	7834-4100	4	10.40	E	3 ¹ / ₂	4 ³ / ₈	38.51
QD5C10.0	331.20	7834-5100	5	10.40	E	3 ¹ / ₂	5 ³ / ₈	43.00
QD6C10.0	393.60	7834-6100	6	10.40	F	3 ¹⁵ / ₁₆	6 ³ / ₈	54.00
QD8C10.0	516.00	7834-8100	8	10.40	F	3 ¹⁵ / ₁₆	8 ³ / ₈	62.00
QD10C10.0	624.00	7835-0100	10	10.40	J	4 ¹ / ₂	10 ³ / ₈	71.00
⁶ QD12C10.0	888.00	7835-2100	12	10.40	J	4 ¹ / ₂	12 ³ / ₈	86.00

HEAVY DUTY SHEAVES

⁶ Standard/Non-Stock item. Check with Customer Service for availability.

Sheaves Do Not Include Bushings • Prices Subject To Change Without Notice





QD Sheaves (continued)

Product No. Series 7834 & 7835 (continued)

C Section (continued)

Part No.	Suggested List Price	Product No.	No. of Grooves	Outside Diameter	Bushing	Max. Bore (In.)	F Dimension (In.)	Wt. Ea. (Lbs.)
QD1C10.5	\$182.40	7834-1105	1	10.90	SF	2 ¹⁵ / ₁₆	1 ³ / ₈	15.82
QD2C10.5	225.60	7834-2105	2	10.90	SF	2 ¹⁵ / ₁₆	2 ³ / ₈	20.43
QD3C10.5	276.00	7834-3105	3	10.90	E	3 ¹ / ₂	3 ³ / ₈	41.54
QD4C10.5	312.00	7834-4105	4	10.90	E	3 ¹ / ₂	4 ³ / ₈	42.20
QD5C10.5	355.20	7834-5105	5	10.90	E	3 ¹ / ₂	5 ³ / ₈	42.00
QD6C10.5	403.20	7834-6105	6	10.90	F	3 ¹⁵ / ₁₆	6 ³ / ₈	58.00
QD8C10.5	540.00	7834-8105	8	10.90	F	3 ¹⁵ / ₁₆	8 ³ / ₈	69.00
QD10C10.5	696.00	7835-0105	10	10.90	J	4 ¹ / ₂	10 ³ / ₈	84.00
⁶ QD12C10.5	912.00	7835-2105	12	10.90	J	4 ¹ / ₂	12 ³ / ₈	96.00
QD1C11.0	206.40	7834-1110	1	11.40	SF	2 ¹⁵ / ₁₆	1 ³ / ₈	15.60
QD2C11.0	240.00	7834-2110	2	11.40	SF	2 ¹⁵ / ₁₆	2 ³ / ₈	22.00
QD3C11.0	288.00	7834-3110	3	11.40	E	3 ¹ / ₂	3 ³ / ₈	41.88
QD4C11.0	326.40	7834-4110	4	11.40	E	3 ¹ / ₂	4 ³ / ₈	40.08
QD5C11.0	398.40	7834-5110	5	11.40	E	3 ¹ / ₂	5 ³ / ₈	49.00
QD6C11.0	427.20	7834-6110	6	11.40	F	3 ¹⁵ / ₁₆	6 ³ / ₈	62.80
QD8C11.0	576.00	7834-8110	8	11.40	F	3 ¹⁵ / ₁₆	8 ³ / ₈	75.00
QD10C11.0	720.00	7835-0110	10	11.40	J	4 ¹ / ₂	10 ³ / ₈	88.00
⁶ QD12C11.0	936.00	7835-2110	12	11.40	J	4 ¹ / ₂	12 ³ / ₈	104.00
QD1C12.0	220.80	7834-1120	1	12.40	SF	2 ¹⁵ / ₁₆	1 ³ / ₈	22.30
QD2C12.0	252.00	7834-2120	2	12.40	SF	2 ¹⁵ / ₁₆	2 ³ / ₈	23.00
QD3C12.0	300.00	7834-3120	3	12.40	E	3 ¹ / ₂	3 ³ / ₈	36.74
QD4C12.0	360.00	7834-4120	4	12.40	E	3 ¹ / ₂	4 ³ / ₈	48.37
QD5C12.0	403.20	7834-5120	5	12.40	E	3 ¹ / ₂	5 ³ / ₈	48.00
QD6C12.0	480.00	7834-6120	6	12.40	F	3 ¹⁵ / ₁₆	6 ³ / ₈	59.00
QD8C12.0	624.00	7834-8120	8	12.40	F	3 ¹⁵ / ₁₆	8 ³ / ₈	75.00
QD10C12.0	912.00	7835-0120	10	12.40	J	4 ¹ / ₂	10 ³ / ₈	101.00
⁶ QD12C12.0	960.00	7835-2120	12	12.40	J	4 ¹ / ₂	12 ³ / ₈	126.00
QD1C13.0	288.00	7834-1130	1	13.40	SF	2 ¹⁵ / ₁₆	1 ³ / ₈	24.99
QD2C13.0	300.00	7834-2130	2	13.40	SF	2 ¹⁵ / ₁₆	2 ³ / ₈	30.86
QD3C13.0	348.00	7834-3130	3	13.40	E	3 ¹ / ₂	3 ³ / ₈	39.94
QD4C13.0	403.20	7834-4130	4	13.40	E	3 ¹ / ₂	4 ³ / ₈	48.00
QD5C13.0	451.20	7834-5130	5	13.40	E	3 ¹ / ₂	5 ³ / ₈	55.00
QD6C13.0	532.80	7834-6130	6	13.40	F	3 ¹⁵ / ₁₆	6 ³ / ₈	65.00
QD8C13.0	672.00	7834-8130	8	13.40	F	3 ¹⁵ / ₁₆	8 ³ / ₈	82.00
QD10C13.0	1008.00	7835-0130	10	13.40	J	4 ¹ / ₂	10 ³ / ₈	120.00
⁶ QD12C13.0	1104.00	7835-2130	12	13.40	J	4 ¹ / ₂	12 ³ / ₈	138.00
QD1C14.0	312.00	7834-1140	1	14.40	SF	2 ¹⁵ / ₁₆	1 ³ / ₈	20.50
QD2C14.0	324.00	7834-2140	2	14.40	SF	2 ¹⁵ / ₁₆	2 ³ / ₈	28.70
QD3C14.0	384.00	7834-3140	3	14.40	E	3 ¹ / ₂	3 ³ / ₈	44.00
QD4C14.0	436.80	7834-4140	4	14.40	E	3 ¹ / ₂	4 ³ / ₈	50.98
QD5C14.0	456.00	7834-5140	5	14.40	E	3 ¹ / ₂	5 ³ / ₈	59.00
QD6C14.0	576.00	7834-6140	6	14.40	F	3 ¹⁵ / ₁₆	6 ³ / ₈	69.00
QD8C14.0	780.00	7834-8140	8	14.40	F	3 ¹⁵ / ₁₆	8 ³ / ₈	92.00
QD10C14.0	1080.00	7835-0140	10	14.40	J	4 ¹ / ₂	10 ³ / ₈	121.00
⁶ QD12C14.0	1416.00	7835-2140	12	14.40	J	4 ¹ / ₂	12 ³ / ₈	153.00
QD1C16.0	336.00	7834-1160	1	16.40	SF	2 ¹⁵ / ₁₆	1 ³ / ₈	24.00
QD2C16.0	348.00	7834-2160	2	16.40	SF	2 ¹⁵ / ₁₆	2 ³ / ₈	34.00
QD3C16.0	396.00	7834-3160	3	16.40	E	3 ¹ / ₂	3 ³ / ₈	48.00
QD4C16.0	504.00	7834-4160	4	16.40	E	3 ¹ / ₂	4 ³ / ₈	56.00
QD5C16.0	516.00	7834-5160	5	16.40	E	3 ¹ / ₂	5 ³ / ₈	66.00
QD6C16.0	624.00	7834-6160	6	16.40	F	3 ¹⁵ / ₁₆	6 ³ / ₈	81.00
QD8C16.0	888.00	7834-8160	8	16.40	F	3 ¹⁵ / ₁₆	8 ³ / ₈	110.00
QD10C16.0	1152.00	7835-0160	10	16.40	J	4 ¹ / ₂	10 ³ / ₈	137.00
⁶ QD12C16.0	1632.00	7835-2160	12	16.40	J	4 ¹ / ₂	12 ³ / ₈	175.00
QD1C18.0	360.00	7834-1180	1	18.40	SF	2 ¹⁵ / ₁₆	1 ³ / ₈	26.60
QD2C18.0	372.00	7834-2180	2	18.40	SF	2 ¹⁵ / ₁₆	2 ³ / ₈	38.50
QD3C18.0	420.00	7834-3180	3	18.40	E	3 ¹ / ₂	3 ³ / ₈	55.00
QD4C18.0	516.00	7834-4180	4	18.40	E	3 ¹ / ₂	4 ³ / ₈	66.00
QD5C18.0	576.00	7834-5180	5	18.40	E	3 ¹ / ₂	5 ³ / ₈	74.00
QD6C18.0	672.00	7834-6180	6	18.40	F	3 ¹⁵ / ₁₆	6 ³ / ₈	90.00
QD8C18.0	1032.00	7834-8180	8	18.40	F	3 ¹⁵ / ₁₆	8 ³ / ₈	133.00
QD10C18.0	1296.00	7835-0180	10	18.40	J	4 ¹ / ₂	10 ³ / ₈	149.00
⁶ QD12C18.0	1680.00	7835-2180	12	18.40	J	4 ¹ / ₂	12 ³ / ₈	198.00

⁶ Standard/Non-Stock item. Check with Customer Service for availability.

Sheaves Do Not Include Bushings • Prices Subject To Change Without Notice





QD Sheaves (continued)

Product No. Series 7834 & 7835 (continued)

C Section (continued)

Part No.	Suggested List Price	Product No.	No. of Grooves	Outside Diameter	Bushing	Max. Bore (In.)	F Dimension (In.)	Wt. Ea. (Lbs.)
QD1C20.0	\$384.00	7834-1200	1	20.40	SF	2 ¹⁵ / ₁₆	1 ³ / ₈	28.60
QD2C20.0	408.00	7834-2200	2	20.40	SF	2 ¹⁵ / ₁₆	2 ³ / ₈	46.00
QD3C20.0	480.00	7834-3200	3	20.40	E	3 ¹ / ₂	3 ³ / ₈	58.00
QD4C20.0	540.00	7834-4200	4	20.40	E	3 ¹ / ₂	4 ³ / ₈	76.00
QD5C20.0	720.00	7834-5200	5	20.40	F	3 ¹⁵ / ₁₆	5 ³ / ₈	90.00
QD6C20.0	744.00	7834-6200	6	20.40	F	3 ¹⁵ / ₁₆	6 ³ / ₈	102.00
QD8C20.0	1044.00	7834-8200	8	20.40	J	4 ¹ / ₂	8 ³ / ₈	146.00
QD10C20.0	1344.00	7835-0200	10	20.40	J	4 ¹ / ₂	10 ³ / ₈	177.00
⁶ QD12C20.0	1776.00	7835-2200	12	20.40	M	5 ¹ / ₂	12 ³ / ₈	237.00
QD1C24.0	432.00	7834-1240	1	24.40	SF	2 ¹⁵ / ₁₆	1 ³ / ₈	31.80
QD2C24.0	552.00	7834-2240	2	24.40	SF	2 ¹⁵ / ₁₆	2 ³ / ₈	57.00
QD3C24.0	576.00	7834-3240	3	24.40	E	3 ¹ / ₂	3 ³ / ₈	77.00
QD4C24.0	672.00	7834-4240	4	24.40	F	3 ¹⁵ / ₁₆	4 ³ / ₈	99.00
QD5C24.0	768.00	7834-5240	5	24.40	F	3 ¹⁵ / ₁₆	5 ³ / ₈	109.00
QD6C24.0	864.00	7834-6240	6	24.40	F	3 ¹⁵ / ₁₆	6 ³ / ₈	150.00
QD8C24.0	1224.00	7834-8240	8	24.40	J	4 ¹ / ₂	8 ³ / ₈	183.00
QD10C24.0	1632.00	7835-0240	10	24.40	M	5 ¹ / ₂	10 ³ / ₈	236.00
⁶ QD12C24.0	1824.00	7835-2240	12	24.40	M	5 ¹ / ₂	12 ³ / ₈	277.00
QD2C27.0	660.00	7834-2270	2	27.40	F	3 ¹⁵ / ₁₆	2 ³ / ₈	88.00
QD3C27.0	696.00	7834-3270	3	27.40	F	3 ¹⁵ / ₁₆	3 ³ / ₈	101.00
QD4C27.0	792.00	7834-4270	4	27.40	F	3 ¹⁵ / ₁₆	4 ³ / ₈	116.00
QD5C27.0	912.00	7834-5270	5	27.40	F	3 ¹⁵ / ₁₆	5 ³ / ₈	133.00
QD6C27.0	1056.00	7834-6270	6	27.40	J	4 ¹ / ₂	6 ³ / ₈	162.00
⁶ QD8C27.0	1344.00	7834-8270	8	27.40	J	4 ¹ / ₂	8 ³ / ₈	203.00
QD2C30.0	744.00	7834-2300	2	30.40	F	3 ¹⁵ / ₁₆	2 ³ / ₈	79.00
QD3C30.0	768.00	7834-3300	3	30.40	F	3 ¹⁵ / ₁₆	3 ³ / ₈	129.00
QD4C30.0	912.00	7834-4300	4	30.40	F	3 ¹⁵ / ₁₆	4 ³ / ₈	148.00
QD5C30.0	1008.00	7834-5300	5	30.40	F	3 ¹⁵ / ₁₆	5 ³ / ₈	160.00
QD6C30.0	1248.00	7834-6300	6	30.40	J	4 ¹ / ₂	6 ³ / ₈	180.00
QD8C30.0	1536.00	7834-8300	8	30.40	J	4 ¹ / ₂	8 ³ / ₈	230.00
QD10C30.0	2112.00	7835-0300	10	30.40	M	5 ¹ / ₂	10 ³ / ₈	305.00
⁶ QD12C30.0	2136.00	7835-2300	12	30.40	M	5 ¹ / ₂	12 ³ / ₈	357.00
QD3C36.0	1176.00	7834-3360	3	36.40	F	3 ¹⁵ / ₁₆	3 ³ / ₈	143.00
QD4C36.0	1344.00	7834-4360	4	36.40	F	3 ¹⁵ / ₁₆	4 ³ / ₈	170.00
QD5C36.0	1416.00	7834-5360	5	36.40	J	4 ¹ / ₂	5 ³ / ₈	205.00
QD6C36.0	1560.00	7834-6360	6	36.40	J	4 ¹ / ₂	6 ³ / ₈	230.00
QD8C36.0	1920.00	7834-8360	8	36.40	M	5 ¹ / ₂	8 ³ / ₈	285.00
QD10C36.0	3072.00	7835-0360	10	36.40	M	5 ¹ / ₂	10 ³ / ₈	335.00
⁶ QD12C36.0	3168.00	7835-2360	12	36.40	M	5 ¹ / ₂	12 ³ / ₈	430.00
QD3C44.0	2064.00	7834-3440	3	44.40	F	3 ¹⁵ / ₁₆	3 ³ / ₈	170.00
QD4C44.0	2160.00	7834-4440	4	44.40	J	4 ¹ / ₂	4 ³ / ₈	235.00
QD5C44.0	2328.00	7834-5440	5	44.40	J	4 ¹ / ₂	5 ³ / ₈	260.00
QD6C44.0	2448.00	7834-6440	6	44.40	J	4 ¹ / ₂	6 ³ / ₈	315.00
QD8C44.0	3072.00	7834-8440	8	44.40	M	5 ¹ / ₂	8 ³ / ₈	415.00
QD10C44.0	3360.00	7835-0440	10	44.40	M	5 ¹ / ₂	10 ³ / ₈	455.00
⁶ QD12C44.0	3840.00	7835-2440	12	44.40	M	5 ¹ / ₂	12 ³ / ₈	520.00
QD3C50.0	2304.00	7834-3500	3	50.40	F	3 ¹⁵ / ₁₆	3 ³ / ₈	190.00
QD4C50.0	2544.00	7834-4500	4	50.40	J	4 ¹ / ₂	4 ³ / ₈	256.00
QD5C50.0	2736.00	7834-5500	5	50.40	J	4 ¹ / ₂	5 ³ / ₈	275.00
QD6C50.0	3216.00	7834-6500	6	50.40	J	4 ¹ / ₂	6 ³ / ₈	325.00
QD8C50.0	3600.00	7834-8500	8	50.40	M	5 ¹ / ₂	8 ³ / ₈	530.00
QD10C50.0	4200.00	7835-0500	10	50.40	M	5 ¹ / ₂	10 ³ / ₈	503.00
⁶ QD12C50.0	4680.00	7835-2500	12	50.40	M	5 ¹ / ₂	12 ³ / ₈	595.00

⁶ Standard/Non-Stock item. Check with Customer Service for availability.

HEAVY DUTY SHEAVES

Sheaves Do Not Include Bushings • Prices Subject To Change Without Notice





QD Sheaves (continued)

Product No. Series 7836 & 7837

D Section Sheaves are Standard/Non-Stock.

D Section

Part No.	Suggested List Price	Product No.	No. of Grooves	Outside Diameter	Bushing	Max. Bore (In.)	F Dimension (In.)	Wt. Ea. (Lbs.)
QD3D12.0	\$672.00	7836-3120	3	12.60	F	3 ¹⁵ / ₁₆	4 ⁵ / ₈	83.00
QD4D12.0	720.00	7836-4120	4	12.60	F	3 ¹⁵ / ₁₆	6 ¹ / ₁₆	85.00
QD5D12.0	936.00	7836-5120	5	12.60	F	3 ¹⁵ / ₁₆	7 ¹ / ₂	98.00
QD6D12.0	1152.00	7836-6120	6	12.60	J	4 ¹ / ₂	8 ¹⁵ / ₁₆	126.00
QD8D12.0	1488.00	7836-8120	8	12.60	J	4 ¹ / ₂	11 ¹³ / ₁₆	151.00
QD10D12.0	1824.00	7837-0120	10	12.60	M	5 ¹ / ₂	14 ¹¹ / ₁₆	153.00
QD3D13.0	720.00	7836-3130	3	13.60	F	3 ¹⁵ / ₁₆	4 ⁵ / ₈	88.00
QD4D13.0	768.00	7836-4130	4	13.60	F	3 ¹⁵ / ₁₆	6 ¹ / ₁₆	76.00
QD5D13.0	960.00	7836-5130	5	13.60	F	3 ¹⁵ / ₁₆	7 ¹ / ₂	114.00
QD6D13.0	1176.00	7836-6130	6	13.60	J	4 ¹ / ₂	8 ¹⁵ / ₁₆	140.00
QD8D13.0	1512.00	7836-8130	8	13.60	J	4 ¹ / ₂	11 ¹³ / ₁₆	168.00
QD10D13.0	1896.00	7837-0130	10	13.60	M	5 ¹ / ₂	14 ¹¹ / ₁₆	180.00
QD3D13.5	744.00	7836-3135	3	14.10	F	3 ¹⁵ / ₁₆	4 ⁵ / ₈	88.00
QD4D13.5	792.00	7836-4135	4	14.10	F	3 ¹⁵ / ₁₆	6 ¹ / ₁₆	107.00
QD5D13.5	984.00	7836-5135	5	14.10	F	3 ¹⁵ / ₁₆	7 ¹ / ₂	134.00
QD6D13.5	1200.00	7836-6135	6	14.10	J	4 ¹ / ₂	8 ¹⁵ / ₁₆	140.00
QD8D13.5	1536.00	7836-8135	8	14.10	J	4 ¹ / ₂	11 ¹³ / ₁₆	168.00
QD10D13.5	1992.00	7837-0135	10	14.10	M	5 ¹ / ₂	14 ¹¹ / ₁₆	186.00
QD3D14.0	768.00	7836-3140	3	14.60	F	3 ¹⁵ / ₁₆	4 ⁵ / ₈	111.00
QD4D14.0	816.00	7836-4140	4	14.60	F	3 ¹⁵ / ₁₆	6 ¹ / ₁₆	106.00
QD5D14.0	1032.00	7836-5140	5	14.60	F	3 ¹⁵ / ₁₆	7 ¹ / ₂	140.00
QD6D14.0	1224.00	7836-6140	6	14.60	J	4 ¹ / ₂	8 ¹⁵ / ₁₆	159.00
QD8D14.0	1584.00	7836-8140	8	14.60	J	4 ¹ / ₂	11 ¹³ / ₁₆	181.00
QD10D14.0	2088.00	7837-0140	10	14.60	M	5 ¹ / ₂	14 ¹¹ / ₁₆	221.00
QD3D14.5	816.00	7836-3145	3	15.10	F	3 ¹⁵ / ₁₆	4 ⁵ / ₈	111.00
QD4D14.5	936.00	7836-4145	4	15.10	F	3 ¹⁵ / ₁₆	6 ¹ / ₁₆	106.00
QD5D14.5	1104.00	7836-5145	5	15.10	F	3 ¹⁵ / ₁₆	7 ¹ / ₂	140.00
QD6D14.5	1248.00	7836-6145	6	15.10	J	4 ¹ / ₂	8 ¹⁵ / ₁₆	159.00
QD8D14.5	1632.00	7836-8145	8	15.10	J	4 ¹ / ₂	11 ¹³ / ₁₆	181.00
QD10D14.5	2208.00	7837-0145	10	15.10	M	5 ¹ / ₂	14 ¹¹ / ₁₆	221.00
QD3D15.0	864.00	7836-3150	3	15.60	F	3 ¹⁵ / ₁₆	4 ⁵ / ₈	105.00
QD4D15.0	960.00	7836-4150	4	15.60	F	3 ¹⁵ / ₁₆	6 ¹ / ₁₆	110.00
QD5D15.0	1128.00	7836-5150	5	15.60	F	3 ¹⁵ / ₁₆	7 ¹ / ₂	146.00
QD6D15.0	1272.00	7836-6150	6	15.60	J	4 ¹ / ₂	8 ¹⁵ / ₁₆	162.00
QD8D15.0	1656.00	7836-8150	8	15.60	J	4 ¹ / ₂	11 ¹³ / ₁₆	216.00
QD10D15.0	2232.00	7837-0150	10	15.60	M	5 ¹ / ₂	14 ¹¹ / ₁₆	247.00
QD3D15.5	888.00	7836-3155	3	16.10	F	3 ¹⁵ / ₁₆	4 ⁵ / ₈	105.00
QD4D15.5	984.00	7836-4155	4	16.10	F	3 ¹⁵ / ₁₆	6 ¹ / ₁₆	110.00
QD5D15.5	1152.00	7836-5155	5	16.10	F	3 ¹⁵ / ₁₆	7 ¹ / ₂	146.00
QD6D15.5	1296.00	7836-6155	6	16.10	J	4 ¹ / ₂	8 ¹⁵ / ₁₆	162.00
QD8D15.5	1680.00	7836-8155	8	16.10	J	4 ¹ / ₂	11 ¹³ / ₁₆	216.00
QD10D15.5	2256.00	7837-0155	10	16.10	M	5 ¹ / ₂	14 ¹¹ / ₁₆	270.00
QD3D16.0	912.00	7836-3160	3	16.60	F	3 ¹⁵ / ₁₆	4 ⁵ / ₈	150.00
QD4D16.0	1008.00	7836-4160	4	16.60	F	3 ¹⁵ / ₁₆	6 ¹ / ₁₆	150.00
QD5D16.0	1176.00	7836-5160	5	16.60	F	3 ¹⁵ / ₁₆	7 ¹ / ₂	143.00
QD6D16.0	1320.00	7836-6160	6	16.60	J	4 ¹ / ₂	8 ¹⁵ / ₁₆	199.00
QD8D16.0	1872.00	7836-8160	8	16.60	J	4 ¹ / ₂	11 ¹³ / ₁₆	237.00
QD10D16.0	2280.00	7837-0160	10	16.60	M	5 ¹ / ₂	14 ¹¹ / ₁₆	267.00
QD3D18.0	960.00	7836-3180	3	18.60	J	4 ¹ / ₂	4 ⁵ / ₈	146.00
QD4D18.0	1152.00	7836-4180	4	18.60	J	4 ¹ / ₂	6 ¹ / ₁₆	146.00
QD5D18.0	1224.00	7836-5180	5	18.60	J	4 ¹ / ₂	7 ¹ / ₂	164.00
QD6D18.0	1368.00	7836-6180	6	18.60	J	4 ¹ / ₂	8 ¹⁵ / ₁₆	223.00
QD8D18.0	2184.00	7836-8180	8	18.60	M	5 ¹ / ₂	11 ¹³ / ₁₆	249.00
QD10D18.0	2544.00	7837-0180	10	18.60	M	5 ¹ / ₂	14 ¹¹ / ₁₆	274.00
QD3D20.0	1080.00	7836-3200	3	20.60	J	4 ¹ / ₂	4 ⁵ / ₈	181.00
QD4D20.0	1176.00	7836-4200	4	20.60	J	4 ¹ / ₂	6 ¹ / ₁₆	181.00
QD5D20.0	1464.00	7836-5200	5	20.60	J	4 ¹ / ₂	7 ¹ / ₂	188.00
QD6D20.0	1776.00	7836-6200	6	20.60	J	4 ¹ / ₂	8 ¹⁵ / ₁₆	249.00
QD8D20.0	2400.00	7836-8200	8	20.60	M	5 ¹ / ₂	11 ¹³ / ₁₆	277.00
QD10D20.0	2856.00	7837-0200	10	20.60	M	5 ¹ / ₂	14 ¹¹ / ₁₆	338.00

HEAVY DUTY SHEAVES

Sheaves Do Not Include Bushings • Prices Subject To Change Without Notice





QD Sheaves (continued)

Product No. Series 7836 & 7837 (continued)

D Section Sheaves are Standard/Non-Stock.

D Section (continued)

Part No.	Suggested List Price	Product No.	No. of Grooves	Outside Diameter	Bushing	Max. Bore (In.)	F Dimension (In.)	Wt. Ea. (Lbs.)
QD3D22.0	\$1152.00	7836-3220	3	22.60	J	4 ¹ / ₂	4 ⁵ / ₈	199.00
QD4D22.0	1200.00	7836-4220	4	22.60	J	4 ¹ / ₂	6 ¹ / ₁₆	199.00
QD5D22.0	1704.00	7836-5220	5	22.60	J	4 ¹ / ₂	7 ¹ / ₂	221.00
QD6D22.0	2208.00	7836-6220	6	22.60	M	5 ¹ / ₂	8 ¹⁵ / ₁₆	258.00
QD8D22.0	2592.00	7836-8220	8	22.60	M	5 ¹ / ₂	11 ¹³ / ₁₆	326.00
QD10D22.0	2976.00	7837-0220	10	22.60	M	5 ¹ / ₂	14 ¹¹ / ₁₆	361.00
QD3D27.0	1392.00	7836-3270	3	27.60	J	4 ¹ / ₂	4 ⁵ / ₈	236.00
QD4D27.0	1536.00	7836-4270	4	27.60	J	4 ¹ / ₂	6 ¹ / ₁₆	257.00
QD5D27.0	2088.00	7836-5270	5	27.60	M	5 ¹ / ₂	7 ¹ / ₂	296.00
QD6D27.0	2280.00	7836-6270	6	27.60	M	5 ¹ / ₂	8 ¹⁵ / ₁₆	331.00
QD8D27.0	3192.00	7836-8270	8	27.60	M	5 ¹ / ₂	11 ¹³ / ₁₆	376.00
QD10D27.0	3576.00	7837-0270	10	27.60	M	5 ¹ / ₂	14 ¹¹ / ₁₆	430.00
QD3D33.0	1968.00	7836-3330	3	33.60	J	4 ¹ / ₂	4 ⁵ / ₈	332.00
QD4D33.0	2544.00	7836-4330	4	33.60	M	5 ¹ / ₂	6 ¹ / ₁₆	361.00
QD5D33.0	2616.00	7836-5330	5	33.60	M	5 ¹ / ₂	7 ¹ / ₂	411.00
QD6D33.0	2952.00	7836-6330	6	33.60	M	5 ¹ / ₂	8 ¹⁵ / ₁₆	460.00
QD8D33.0	3408.00	7836-8330	8	33.60	M	5 ¹ / ₂	11 ¹³ / ₁₆	524.00
QD10D33.0	3936.00	7837-0330	10	33.60	N	5 ⁷ / ₈	14 ¹¹ / ₁₆	614.00
QD3D40.0	2448.00	7836-3400	3	40.60	J	4 ¹ / ₂	4 ⁵ / ₈	250.00
QD4D40.0	2688.00	7836-4400	4	40.60	M	5 ¹ / ₂	6 ¹ / ₁₆	498.00
QD5D40.0	3240.00	7836-5400	5	40.60	M	5 ¹ / ₂	7 ¹ / ₂	546.00
QD6D40.0	3576.00	7836-6400	6	40.60	M	5 ¹ / ₂	8 ¹⁵ / ₁₆	606.00
QD8D40.0	4464.00	7836-8400	8	40.60	N	5 ⁷ / ₈	11 ¹³ / ₁₆	695.00
QD10D40.0	5160.00	7837-0400	10	40.60	N	5 ⁷ / ₈	14 ¹¹ / ₁₆	788.00
QD4D48.0	3216.00	7836-4480	4	48.60	M	5 ¹ / ₂	6 ¹ / ₁₆	613.00
QD5D48.0	3696.00	7836-5480	5	48.60	M	5 ¹ / ₂	7 ¹ / ₂	671.00
QD6D48.0	4176.00	7836-6480	6	48.60	M	5 ¹ / ₂	8 ¹⁵ / ₁₆	744.00
QD8D48.0	5184.00	7836-8480	8	48.60	N	5 ⁷ / ₈	11 ¹³ / ₁₆	849.00
QD10D48.0	6096.00	7837-0480	10	48.60	P	7	14 ¹¹ / ₁₆	961.00
QD4D58.0	4656.00	7836-4580	4	58.60	M	5 ¹ / ₂	6 ¹ / ₁₆	450.00
QD5D58.0	5136.00	7836-5580	5	58.60	M	5 ¹ / ₂	7 ¹ / ₂	500.00
QD6D58.0	5424.00	7836-6580	6	58.60	N	5 ⁷ / ₈	8 ¹⁵ / ₁₆	660.00
QD8D58.0	6336.00	7836-8580	8	58.60	N	5 ⁷ / ₈	11 ¹³ / ₁₆	975.00
QD10D58.0	7056.00	7837-0580	10	58.60	P	7	14 ¹¹ / ₁₆	1235.00

HEAVY DUTY SHEAVES

Sheaves Do Not Include Bushings • Prices Subject To Change Without Notice





Taper-Lock[®] Multi-Duty[®] Sheaves and Taper-Lock[®] Sheaves



Markets/Applications

For use with Hi-Power[®] II, Tri-Power[®], Power Cable[®] and Dubl-V belts.

Features/Advantages

- Split, Tapered Bushings that Allow Quick, Easy Installation and Removal
- No Protruding Parts
- Sheave Hub is Flush with the Bushing-Compact
- Precision Manufactured
- Static Balanced

How to Describe and Order

Specify quantity required followed by the part number.

For Example:

Quantity
10

Part Number
TL5A 3.8/3B4.2

NOTE: Sheaves and Bushings must be ordered separately.

Do **NOT** use these sheaves with rim speeds in excess of 6,500 fpm.

Taper-Lock[®] Multi-Duty[®] Sheaves

Product No. Series 7851, 7852, 7853 and 7861

(Combination A or B Section)

Part No.	Suggested List Price	Product No.	No. of Grooves	Outside Diameter	Bushing	Max. Bore (In.)	F Dimension (In.)	Wt.Ea. (Lbs.)
TL1A3.0/B3.4	\$31.20	7851-10309	1	3.75	1210	1 1/4	7/8	1.60
TL2A3.0/B3.4	45.60	7851-20309	2	3.75	1210	1 1/4	1 3/4	2.30
TL3A3.0/B3.4	52.80	7851-30309	3	3.75	1210	1 1/4	2 1/2	3.10
TL4A3.0/B3.4	76.80	7851-40309	4	3.75	1210	1 1/4	3 1/4	3.80
TL5A3.0/B3.4	88.80	7851-5030	5	3.75	1215	1 1/4	4	4.90
TL1A3.2/B3.6	32.40	7851-10329	1	3.95	1210	1 1/4	7/8	1.80
TL2A3.2/B3.6	48.00	7851-20329	2	3.95	1210	1 1/4	1 3/4	2.66
TL3A3.2/B3.6	55.20	7851-30329	3	3.95	1210	1 1/4	2 1/2	3.90
TL4A3.2/B3.6	79.20	7851-40329	4	3.95	1210	1 1/4	3 1/4	4.90
TL5A3.2/B3.6	91.20	7851-5032	5	3.95	1215	1 1/4	4	5.40
TL1A3.4/B3.8	33.60	7861-1034	1	4.15	1610	1 5/8	7/8	1.80
TL2A3.4/B3.8	50.40	7861-2034	2	4.15	1610	1 5/8	1 3/4	2.70
TL3A3.4/B3.8	57.60	7861-3034	3	4.15	1610	1 5/8	2 1/2	3.65
TL4A3.4/B3.8	81.60	7861-4034	4	4.15	1610	1 5/8	3 1/4	8.00
TL5A3.4/B3.8	93.60	7861-5034	5	4.15	1215	1 1/4	4	5.10
TL1A3.6/B4.0	34.80	7861-1036	1	4.35	1610	1 5/8	7/8	2.10
TL2A3.6/B4.0	52.80	7861-2036	2	4.35	1610	1 5/8	1 3/4	3.16
TL3A3.6/B4.0	60.00	7861-3036	3	4.35	1610	1 5/8	2 1/2	4.20
TL4A3.6/B4.0	84.00	7861-4036	4	4.35	1610	1 5/8	3 1/4	4.60
TL5A3.6/B4.0	96.00	7861-5036	5	4.35	1215	1 1/4	4	6.09
TL1A3.8/B4.2	36.00	7851-10389	1	4.55	1610	1 5/8	7/8	2.40
TL2A3.8/B4.2	55.20	7851-20389	2	4.55	1610	1 5/8	1 3/4	3.65
TL3A3.8/B4.2	62.40	7851-30389	3	4.55	1610	1 5/8	2 1/2	4.80
TL4A3.8/B4.2	86.40	7851-40389	4	4.55	1610	1 5/8	3 1/4	6.40
TL5A3.8/B4.2	98.40	7851-5038	5	4.55	1615	1 5/8	4	7.61
TL1A4.0/B4.4	37.20	7851-10409	1	4.75	1610	1 5/8	7/8	2.80
TL2A4.0/B4.4	57.60	7851-20409	2	4.75	1610	1 5/8	1 3/4	4.14
TL3A4.0/B4.4	64.80	7851-30409	3	4.75	1610	1 5/8	2 1/2	5.18
TL4A4.0/B4.4	88.80	7851-40409	4	4.75	1610	1 5/8	3 1/4	6.50
TL5A4.0/B4.4	100.80	7851-5040	5	4.75	1615	1 5/8	4	6.90
TL6A4.0/B4.4	132.00	7851-6040	6	4.75	1615	1 5/8	4 3/4	9.30
TL1A4.2/B4.6	38.40	7851-10429	1	4.95	1610	1 5/8	7/8	3.10
TL2A4.2/B4.6	60.00	7851-20429	2	4.95	1610	1 5/8	1 3/4	4.48
TL3A4.2/B4.6	67.20	7851-30429	3	4.95	1610	1 5/8	2 1/2	6.17
TL4A4.2/B4.6	91.20	7851-40429	4	4.95	1610	1 5/8	3 1/4	7.60
TL5A4.2/B4.6	103.20	7851-5042	5	4.95	1615	1 5/8	4	8.64
TL6A4.2/B4.6	134.40	7851-6042	6	4.95	1615	1 5/8	4 3/4	9.70
TL1A4.4/B4.8	39.60	7851-10449	1	5.15	1610	1 5/8	7/8	3.60
TL2A4.4/B4.8	62.40	7851-20449	2	5.15	1610	1 5/8	1 3/4	4.79
TL3A4.4/B4.8	69.60	7861-3044	3	5.15	1610	1 5/8	2 1/2	6.94
TL4A4.4/B4.8	93.60	7861-4044	4	5.15	1610	1 5/8	3 1/4	8.60
TL5A4.4/B4.8	108.00	7851-5044	5	5.15	1615	1 5/8	4	9.40

*Taper-Lock is a registered trademark of Reliance Electric.

Sheaves Do Not Include Bushings • Prices Subject To Change Without Notice





Taper-Lock* Multi-Duty® Sheaves (continued)

Product No. Series 7851, 7852, 7853 and 7861 (continued)

(Combination A or B Section) (continued)

Part No.	Suggested List Price	Product No.	No. of Grooves	Outside Diameter	Bushing	Max. Bore (In.)	F Dimension (In.)	Wt.Ea. (Lbs.)
TL1A4.6/B5.0	\$40.80	7851-10469	1	5.35	1610	1 ⁵ / ₈	7 ⁷ / ₈	3.90
TL2A4.6/B5.0	64.80	7851-20469	2	5.35	1610	1 ⁵ / ₈	1 ³ / ₄	5.23
TL3A4.6/B5.0	72.00	7861-3046	3	5.35	1610	1 ⁵ / ₈	2 ¹ / ₂	6.68
TL4A4.6/B5.0	96.00	7861-4046	4	5.35	2517	2 ¹ / ₂	3 ¹ / ₄	7.12
TL5A4.6/B5.0	110.40	7861-5046	5	5.35	1615	1 ⁵ / ₈	4	8.20
TL6A4.6/B5.0	139.20	7861-6046	6	5.35	1615	1 ⁵ / ₈	4 ³ / ₄	3.90
TL1A4.8/B5.2	42.00	7851-10489	1	5.55	1610	1 ⁵ / ₈	7 ⁷ / ₈	4.30
TL2A4.8/B5.2	67.20	7851-20489	2	5.55	1610	1 ⁵ / ₈	1 ³ / ₄	5.93
TL3A4.8/B5.2	74.40	7861-3048	3	5.55	1610	1 ⁵ / ₈	2 ¹ / ₂	7.66
TL4A4.8/B5.2	98.40	7861-4048	4	5.55	2517	2 ¹ / ₂	3 ¹ / ₄	8.00
TL5A4.8/B5.2	112.80	7861-5048	5	5.55	1615	1 ⁵ / ₈	4	9.90
TL6A4.8/B5.2	141.60	7861-6048	6	5.55	1615	1 ⁵ / ₈	4 ³ / ₄	11.00
TL1A5.0/B5.4	43.20	7851-10509	1	5.75	1610	1 ⁵ / ₈	7 ⁷ / ₈	3.13
TL2A5.0/B5.4	69.60	7851-20509	2	5.75	1610	1 ⁵ / ₈	1 ³ / ₄	6.67
TL3A5.0/B5.4	76.80	7861-3050	3	5.75	2517	2 ¹ / ₂	2 ¹ / ₂	7.32
TL4A5.0/B5.4	100.80	7861-4050	4	5.75	2517	2 ¹ / ₂	3 ¹ / ₄	9.70
TL5A5.0/B5.4	115.20	7851-5050	5	5.75	2517	2 ¹ / ₂	4	10.90
TL6A5.0/B5.4	144.00	7851-6050	6	5.75	2517	2 ¹ / ₂	4 ³ / ₄	12.10
TL8B5.4	216.00	7852-8054	8	5.75	2517	2 ¹ / ₂	6 ¹ / ₄	15.00
TL1A5.2/B5.6	44.40	7851-10529	1	5.95	1610	1 ⁵ / ₈	7 ⁷ / ₈	5.25
TL2A5.2/B5.6	72.00	7851-20529	2	5.95	1610	1 ⁵ / ₈	1 ³ / ₄	7.00
TL3A5.2/B5.6	79.20	7861-3052	3	5.95	2517	2 ¹ / ₂	2 ¹ / ₂	8.39
TL4A5.2/B5.6	103.20	7861-4052	4	5.95	2517	2 ¹ / ₂	3 ¹ / ₄	10.21
TL5A5.2/B5.6	117.60	7851-5052	5	5.95	2517	2 ¹ / ₂	4	11.22
TL6A5.2/B5.6	146.40	7851-6052	6	5.95	2517	2 ¹ / ₂	4 ³ / ₄	12.50
TL8B5.6	220.80	7852-8056	8	5.95	2517	2 ¹ / ₂	6 ¹ / ₄	17.00
TL10B5.6	345.60	7853-0056	10	5.95	2517	2 ¹ / ₂	7 ³ / ₄	20.00
TL1A5.4/B5.8	45.60	7851-10549	1	6.15	1610	1 ⁵ / ₈	7 ⁷ / ₈	5.65
TL2A5.4/B5.8	74.40	7851-20549	2	6.15	1610	1 ⁵ / ₈	1 ³ / ₄	7.37
TL3A5.4/B5.8	81.60	7861-3054	3	6.15	2517	2 ¹ / ₂	2 ¹ / ₂	8.97
TL4A5.4/B5.8	105.60	7861-4054	4	6.15	2517	2 ¹ / ₂	3 ¹ / ₄	10.70
TL5A5.4/B5.8	120.00	7851-5054	5	6.15	2517	2 ¹ / ₂	4	12.70
TL6A5.4/B5.8	148.80	7851-6054	6	6.15	2517	2 ¹ / ₂	4 ³ / ₄	14.30
TL1A5.6/B6.0	48.00	7851-10569	1	6.35	1610	1 ⁵ / ₈	7 ⁷ / ₈	6.13
TL2A5.6/B6.0	76.80	7851-20569	2	6.35	1610	1 ⁵ / ₈	1 ³ / ₄	8.16
TL3A5.6/B6.0	84.00	7861-3056	3	6.35	2517	2 ¹ / ₂	2 ¹ / ₂	10.26
TL4A5.6/B6.0	108.00	7861-4056	4	6.35	2517	2 ¹ / ₂	3 ¹ / ₄	12.10
TL5A5.6/B6.0	127.20	7851-5056	5	6.35	2517	2 ¹ / ₂	4	13.26
TL6A5.6/B6.0	151.20	7851-6056	6	6.35	2517	2 ¹ / ₂	4 ³ / ₄	15.39
TL8B6.0	230.40	7852-8060	8	6.35	2517	2 ¹ / ₂	6 ¹ / ₄	19.00
TL1A5.8/B6.2	50.40	7851-10589	1	6.55	1610	1 ⁵ / ₈	7 ⁷ / ₈	6.50
TL2A5.8/B6.2	79.20	7851-20589	2	6.55	1610	1 ⁵ / ₈	1 ³ / ₄	8.97
TL3A5.8/B6.2	86.40	7861-3058	3	6.55	2517	2 ¹ / ₂	2 ¹ / ₂	11.51
TL4A5.8/B6.2	110.40	7851-4058	4	6.55	2517	2 ¹ / ₂	3 ¹ / ₄	13.84
TL5A5.8/B6.2	134.40	7851-5058	5	6.55	2517	2 ¹ / ₂	4	14.00
TL6A5.8/B6.2	156.00	7851-6058	6	6.55	2517	2 ¹ / ₂	4 ³ / ₄	16.00
TL1A6.0/B6.4	52.80	7851-10609	1	6.75	1610	1 ⁵ / ₈	7 ⁷ / ₈	7.18
TL2A6.0/B6.4	81.60	7851-20609	2	6.75	1610	1 ⁵ / ₈	1 ³ / ₄	8.80
TL3A6.0/B6.4	91.20	7861-3060	3	6.75	2517	2 ¹ / ₂	2 ¹ / ₂	11.60
TL4A6.0/B6.4	115.20	7851-4060	4	6.75	2517	2 ¹ / ₂	3 ¹ / ₄	13.20
TL5A6.0/B6.4	139.20	7851-5060	5	6.75	2517	2 ¹ / ₂	4	15.00
TL6A6.0/B6.4	160.80	7851-6060	6	6.75	2517	2 ¹ / ₂	4 ³ / ₄	18.98
TL8B6.4	240.00	7852-8064	8	6.75	2517	2 ¹ / ₂	6 ¹ / ₄	22.00
TL1A6.2/B6.6	57.60	7851-10629	1	6.95	1610	1 ⁵ / ₈	7 ⁷ / ₈	5.10
TL2A6.2/B6.6	82.80	7851-20629	2	6.95	1610	1 ⁵ / ₈	1 ³ / ₄	9.80
TL3A6.2/B6.6	93.60	7861-3062	3	6.95	2517	2 ¹ / ₂	2 ¹ / ₂	13.04
TL4A6.2/B6.6	120.00	7851-4062	4	6.95	2517	2 ¹ / ₂	3 ¹ / ₄	15.37
TL5A6.2/B6.6	144.00	7851-5062	5	6.95	2517	2 ¹ / ₂	4	16.00
TL6A6.2/B6.6	166.80	7851-6062	6	6.95	2517	2 ¹ / ₂	4 ³ / ₄	19.75

HEAVY DUTY SHEAVES

*Taper-Lock is a registered trademark of Reliance Electric.

Sheaves Do Not Include Bushings • Prices Subject To Change Without Notice





Taper-Lock* Multi-Duty® Sheaves (continued)

Product No. Series 7851, 7852, 7853 and 7861 (continued)

(Combination A or B Section) (continued)

Part No.	Suggested List Price	Product No.	No. of Grooves	Outside Diameter	Bushing	Max. Bore (In.)	F Dimension (In.)	Wt. Ea. (Lbs.)
TL1A6.4/B6.8	\$60.00	7851-10649	1	7.15	1610	1 ⁵ / ₈	7 ⁷ / ₈	8.25
TL2A6.4/B6.8	84.00	7851-20649	2	7.15	1610	1 ⁵ / ₈	1 ³ / ₄	10.88
TL3A6.4/B6.8	96.00	7861-3064	3	7.15	2517	2 ¹ / ₂	2 ¹ / ₂	14.61
TL4A6.4/B6.8	124.80	7851-4064	4	7.15	2517	2 ¹ / ₂	3 ¹ / ₄	17.50
TL5A6.4/B6.8	148.80	7851-5064	5	7.15	2517	2 ¹ / ₂	4	18.07
TL6A6.4/B6.8	170.40	7851-6064	6	7.15	2517	2 ¹ / ₂	4 ³ / ₄	23.79
TL8B6.8	254.40	7852-8068	8	7.15	2517	2 ¹ / ₂	6 ¹ / ₄	26.00
TL10B6.8	412.80	7853-0068	10	7.15	2517	2 ¹ / ₂	7 ³ / ₄	29.00
TL1A6.6/B7.0	62.40	7851-1066	1	7.35	2517	2 ¹ / ₂	7 ⁷ / ₈	8.30
TL2A6.6/B7.0	86.40	7851-2066	2	7.35	2517	2 ¹ / ₂	1 ³ / ₄	12.00
TL3A6.6/B7.0	98.40	7851-3066	3	7.35	2517	2 ¹ / ₂	2 ¹ / ₂	15.00
TL4A6.6/B7.0	129.60	7851-4066	4	7.35	2517	2 ¹ / ₂	3 ¹ / ₄	16.00
TL5A6.6/B7.0	158.40	7851-5066	5	7.35	2517	2 ¹ / ₂	4	18.00
TL6A6.6/B7.0	180.00	7851-6066	6	7.35	2517	2 ¹ / ₂	4 ³ / ₄	21.00
TL1A7.0/B7.4	67.20	7861-1070	1	7.75	2517	2 ¹ / ₂	1	10.85
TL2A7.0/B7.4	87.60	7851-2070	2	7.75	2517	2 ¹ / ₂	1 ³ / ₄	14.66
TL3A7.0/B7.4	100.80	7851-3070	3	7.75	2517	2 ¹ / ₂	2 ¹ / ₂	17.73
TL4A7.0/B7.4	134.40	7851-4070	4	7.75	2517	2 ¹ / ₂	3 ¹ / ₄	20.60
TL5A7.0/B7.4	180.00	7851-5070	5	7.75	2517	2 ¹ / ₂	4	21.69
TL6A7.0/B7.4	244.80	7851-6070	6	7.75	2517	2 ¹ / ₂	4 ³ / ₄	24.28
TL8B7.4	340.80	7852-8074	8	7.75	2517	2 ¹ / ₂	6 ¹ / ₄	34.00
TL1A7.6/B8.0	69.60	7851-1076	1	8.35	2517	2 ¹ / ₂	7 ⁷ / ₈	10.10
TL2A7.6/B8.0	88.80	7851-2076	2	8.35	2517	2 ¹ / ₂	1 ³ / ₄	14.50
TL3A7.6/B8.0	105.60	7851-3076	3	8.35	2517	2 ¹ / ₂	2 ¹ / ₂	18.00
TL4A7.6/B8.0	139.20	7851-4076	4	8.35	2517	2 ¹ / ₂	3 ¹ / ₄	20.00
TL5A7.6/B8.0	184.80	7851-5076	5	8.35	2517	2 ¹ / ₂	4	23.00
TL6A7.6/B8.0	249.60	7851-6076	6	8.35	2517	2 ¹ / ₂	4 ³ / ₄	26.00
TL1A8.2/B8.6	74.40	7861-1082	1	8.95	2517	2 ¹ / ₂	1	12.28
TL2A8.2/B8.6	91.20	7851-2082	2	8.95	2517	2 ¹ / ₂	1 ³ / ₄	16.34
TL3A8.2/B8.6	115.20	7851-3082	3	8.95	2517	2 ¹ / ₂	2 ¹ / ₂	25.31
TL4A8.2/B8.6	148.80	7851-4082	4	8.95	2517	2 ¹ / ₂	3 ¹ / ₄	29.25
TL5A8.2/B8.6	196.80	7851-5082	5	8.95	2517	2 ¹ / ₂	4	24.10
TL6A8.2/B8.6	264.00	7851-6082	6	8.95	2517	2 ¹ / ₂	4 ³ / ₄	29.86
TL8B8.6	350.40	7852-8086	8	8.95	3030	3	6 ¹ / ₄	43.00
TL1A9.0/B9.4	76.80	7861-1090	1	9.75	2517	2 ¹ / ₂	1	13.81
TL2A9.0/B9.4	93.60	7851-2090	2	9.75	2517	2 ¹ / ₂	1 ³ / ₄	17.38
TL3A9.0/B9.4	124.80	7851-3090	3	9.75	2517	2 ¹ / ₂	2 ¹ / ₂	24.80
TL4A9.0/B9.4	165.60	7851-4090	4	9.75	2517	2 ¹ / ₂	3 ¹ / ₄	29.20
TL5A9.0/B9.4	206.40	7851-5090	5	9.75	2517	2 ¹ / ₂	4	35.52
TL6A9.0/B9.4	276.00	7851-6090	6	9.75	2517	2 ¹ / ₂	4 ³ / ₄	29.90
TL8B9.4	360.00	7852-8094	8	9.75	3030	3	6 ¹ / ₄	40.70
TL1A10.6/B11.0	91.20	7851-1106	1	11.35	2517	2 ¹ / ₂	1	21.34
TL2A10.6/B11.0	110.40	7851-2106	2	11.35	2517	2 ¹ / ₂	1 ³ / ₄	24.06
TL3A10.6/B11.0	148.80	7851-3106	3	11.35	2517	2 ¹ / ₂	2 ¹ / ₂	28.97
TL4A10.6/B11.0	182.40	7851-4106	4	11.35	2517	2 ¹ / ₂	3 ¹ / ₄	28.90
TL5A10.6/B11.0	232.80	7851-5106	5	11.35	2517	2 ¹ / ₂	4	32.23
TL6A10.6/B11.0	297.60	7851-6106	6	11.35	2517	2 ¹ / ₂	4 ³ / ₄	33.10
TL8B11.0	427.20	7852-8110	8	11.35	3030	3	6 ¹ / ₄	44.80
TL1A12.0/B12.4	108.00	7851-1120	1	12.75	2517	2 ¹ / ₂	1	15.83
TL2A12.0/B12.4	120.00	7851-2120	2	12.75	2517	2 ¹ / ₂	1 ³ / ₄	19.70
TL3A12.0/B12.4	172.80	7851-3120	3	12.75	2517	2 ¹ / ₂	2 ¹ / ₂	23.40
TL4A12.0/B12.4	204.00	7851-4120	4	12.75	2517	2 ¹ / ₂	3 ¹ / ₄	29.43
TL5A12.0/B12.4	249.60	7851-5120	5	12.75	2517	2 ¹ / ₂	4	34.70
TL6A12.0/B12.4	276.00	7851-6120	6	12.75	2517	2 ¹ / ₂	4 ³ / ₄	37.00
TL8B12.4	446.40	7852-8124	8	12.75	3030	3	6 ¹ / ₄	47.70
TL1A13.2/B13.6	115.20	7851-1132	1	13.95	2517	2 ¹ / ₂	7 ⁷ / ₈	19.75
TL2A13.2/B13.6	144.00	7851-2132	2	13.95	2517	2 ¹ / ₂	1 ³ / ₄	24.25
TL3A13.2/B13.6	187.20	7851-3132	3	13.95	2517	2 ¹ / ₂	2 ¹ / ₂	33.20
TL4A13.2/B13.6	244.80	7851-4132	4	13.95	2517	2 ¹ / ₂	3 ¹ / ₄	34.00
TL5A13.2/B13.6	288.00	7851-5132	5	13.95	2517	2 ¹ / ₂	4	38.00
TL6A13.2/B13.6	336.00	7851-6132	6	13.95	2517	2 ¹ / ₂	4 ³ / ₄	42.00

HEAVY DUTY SHEAVES

*Taper-Lock is a registered trademark of Reliance Electric.

Sheaves Do Not Include Bushings • Prices Subject To Change Without Notice





Taper-Lock* Multi-Duty® Sheaves (continued)

Product No. Series 7851, 7852 and 7853 (continued)

(Combination A or B Section) (continued)

Part No.	Suggested List Price	Product No.	No. of Grooves	Outside Diameter	Bushing	Max. Bore (In.)	F Dimension (In.)	Wt.Ea. (Lbs.)
TL1A15.0/B15.4	\$139.20	7851-1150	1	15.75	2517	2½	1	20.90
TL2A15.0/B15.4	201.60	7851-2150	2	15.75	2517	2½	1¾	26.60
TL3A15.0/B15.4	240.00	7851-3150	3	15.75	2517	2½	2½	31.00
TL4A15.0/B15.4	268.80	7851-4150	4	15.75	2517	2½	3¼	36.80
TL5A15.0/B15.4	321.60	7851-5150	5	15.75	2517	2½	4	43.00
TL6A15.0/B15.4	360.00	7851-6150	6	15.75	2517	2½	4¾	47.20
TL8B15.4	600.00	7852-8154	8	15.75	3030	3	6¼	64.80
TL1A15.6/B16.0	163.20	7851-1156	1	16.35	2517	2½	7/8	19.50
TL2A15.6/B16.0	213.60	7851-2156	2	16.35	2517	2½	1¾	32.00
TL3A15.6/B16.0	254.40	7851-3156	3	16.35	2517	2½	2½	42.50
TL4A15.6/B16.0	292.80	7851-4156	4	16.35	2517	2½	3¼	47.20
TL5A15.6/B16.0	352.80	7851-5156	5	16.35	2517	2½	4	67.20
TL6A15.6/B16.0	393.60	7851-6156	6	16.35	2517	2½	4¾	53.00
TL1A18.0/B18.4	187.20	7851-1180	1	18.75	2517	2½	1	35.70
TL2A18.0/B18.4	268.80	7851-2180	2	18.75	2517	2½	1¾	37.10
TL3A18.0/B18.4	292.80	7851-3180	3	18.75	2517	2½	2½	40.00
TL4A18.0/B18.4	312.00	7851-4180	4	18.75	2517	2½	3¼	47.70
TL6A18.0/B18.4	417.60	7851-6180	6	18.75	2517	2½	4¾	67.80
TL8B18.4	763.20	7852-8184	8	18.75	3030	3	6¼	79.70
TL2A19.6/B20.0	312.00	7852-2200	2	20.35	3020	3	1¾	52.50
TL3A19.6/B20.0	388.80	7852-3200	3	20.35	3020	3	2½	57.90
TL4A19.6/B20.0	436.80	7852-4200	4	20.35	3020	3	3¼	64.00
TL5A19.6/B20.0	468.00	7852-5200	5	20.35	3030	3	4	71.40
TL6A19.6/B20.0	556.80	7852-6200	6	20.35	3030	3	4¾	80.50
TL8B20.0	828.00	7852-8200	8	20.35	3030	3	6¼	112.00
TL2A24.6/B25.0	475.20	7852-2250	2	25.35	3020	3	1¾	52.50
TL3A24.6/B25.0	528.00	7852-3250	3	25.35	3020	3	2½	72.80
TL4A24.6/B25.0	576.00	7852-4250	4	25.35	3030	3	3¼	80.60
TL5A24.6/B25.0	600.00	7852-5250	5	25.35	3030	3	4	89.60
TL6A24.6/B25.0	696.00	7852-6250	6	25.35	3030	3	4¾	98.30
TL8B25.0	1056.00	7852-8250	8	25.35	3535	3 ^{15/16}	6¼	133.30
TL3A29.6/B30.0	600.00	7852-3300	3	30.35	3020	3	2½	107.00
TL4A29.6/B30.0	672.00	7852-4300	4	30.35	3030	3	3¼	103.70
TL5A29.6/B30.0	835.20	7852-5300	5	30.35	3030	3	4	116.30
TL6A29.6/B30.0	936.00	7852-6300	6	30.35	3030	3	4¾	123.60
TL8B30.0	1512.00	7852-8300	8	30.35	3535	3 ^{15/16}	6¼	148.00
TL2A37.6/B38.0	1008.00	7852-2380	2	38.35	3020	3	1¾	121.50
TL3A37.6/B38.0	1056.00	7852-3380	3	38.35	3030	3	2½	135.00
TL4A37.6/B38.0	1176.00	7852-4380	4	38.35	3030	3	3¼	152.70
TL5A37.6/B38.0	1296.00	7852-5380	5	38.35	3030	3	4	160.80
TL8B38.0	2088.00	7852-8380	8	38.35	4040	4 ^{7/16}	6¼	225.00

HEAVY DUTY SHEAVES

*Taper-Lock is a registered trademark of Reliance Electric.

Sheaves Do Not Include Bushings • Prices Subject To Change Without Notice





Taper-Lock* Sheaves

Product No. Series 7854 and 7855

C Section

Part No.	Suggested List Price	Product No.	No. of Grooves	Bushing	Max. Bore (In.)	F Dimension (In.)	Wt.Ea. (Lbs.)
TL2C7.0	\$158.40	7854-2070	2	2517	2 1/2	2 3/8	14.12
TL3C7.0	172.80	7854-3070	3	2517	2 1/2	3 3/8	16.30
TL4C7.0	196.80	7854-4070	4	2517	2 1/2	4 3/8	18.80
TL5C7.0	211.20	7854-5070	5	2517	2 1/2	5 3/8	20.00
TL6C7.0	297.60	7854-6070	6	3030	3	6 3/8	26.20
TL2C7.5	163.20	7854-2075	2	2517	2 1/2	2 3/8	14.60
TL3C7.5	177.60	7854-3075	3	2517	2 1/2	3 3/8	19.93
TL4C7.5	206.40	7854-4075	4	2517	2 1/2	4 3/8	22.86
TL5C7.5	268.80	7854-5075	5	2517	2 1/2	5 3/8	23.40
TL6C7.5	316.80	7854-6075	6	3030	3	6 3/8	31.40
TL2C8.0	172.80	7854-2080	2	2517	2 1/2	2 3/8	14.90
TL3C8.0	187.20	7854-3080	3	2517	2 1/2	3 3/8	20.20
TL4C8.0	235.20	7854-4080	4	2517	2 1/2	4 3/8	26.40
TL5C8.0	283.20	7854-5080	5	2517	2 1/2	5 3/8	25.90
TL6C8.0	336.00	7854-6080	6	3030	3	6 3/8	37.70
TL8C8.0	468.00	7854-8080	8	3030	3	8 3/8	44.90
TL2C8.5	177.60	7854-2085	2	2517	2 1/2	2 3/8	22.75
TL3C8.5	211.20	7854-3085	3	2517	2 1/2	3 3/8	26.54
TL4C8.5	249.60	7854-4085	4	2517	2 1/2	4 3/8	24.90
TL5C8.5	302.40	7854-5085	5	2517	2 1/2	5 3/8	29.00
TL6C8.5	345.60	7854-6085	6	3030	3	6 3/8	41.50
TL8C8.5	480.00	7854-8085	8	3030	3	8 3/8	51.40
TL2C9.0	182.40	7854-2090	2	2517	2 1/2	2 3/8	26.07
TL3C9.0	225.60	7854-3090	3	2517	2 1/2	3 3/8	30.11
TL4C9.0	268.80	7854-4090	4	2517	2 1/2	4 3/8	34.70
TL5C9.0	307.20	7854-5090	5	2517	2 1/2	5 3/8	31.30
TL6C9.0	355.20	7854-6090	6	3030	3	6 3/8	47.10
TL8C9.0	492.00	7854-8090	8	3535	3 15/16	8 3/8	53.00
TL2C9.5	192.00	7854-2095	2	2517	2 1/2	2 3/8	29.05
TL3C9.5	240.00	7854-3095	3	2517	2 1/2	3 3/8	23.30
TL4C9.5	273.60	7854-4095	4	2517	2 1/2	4 3/8	38.25
TL5C9.5	326.40	7854-5095	5	2517	2 1/2	5 3/8	35.40
TL6C9.5	379.20	7854-6095	6	3030	3	6 3/8	58.20
TL8C9.5	504.00	7854-8095	8	3535	3 15/16	8 3/8	70.70
TL10C9.5	614.40	7855-0095	10	4545	4 15/16	10 3/8	101.00
TL2C10.0	211.20	7854-2100	2	2517	2 1/2	2 3/8	22.65
TL3C10.0	264.00	7854-3100	3	2517	2 1/2	3 3/8	37.48
TL4C10.0	288.00	7854-4100	4	2517	2 1/2	4 3/8	41.97
TL5C10.0	331.20	7854-5100	5	2517	2 1/2	5 3/8	36.00
TL6C10.0	393.60	7854-6100	6	3030	3	6 3/8	55.10
TL8C10.0	516.00	7854-8100	8	3535	3 15/16	8 3/8	72.20
TL2C10.5	225.60	7854-2105	2	2517	2 1/2	2 3/8	25.88
TL3C10.5	276.00	7854-3105	3	2517	2 1/2	3 3/8	41.95
TL4C10.5	312.00	7854-4105	4	2517	2 1/2	4 3/8	33.40
TL5C10.5	355.20	7854-5105	5	2517	2 1/2	5 3/8	42.50
TL6C10.5	403.20	7854-6105	6	3030	3	6 3/8	48.13
TL8C10.5	540.00	7854-8105	8	3535	3 15/16	8 3/8	87.10
TL10C10.5	696.00	7855-0105	10	4545	4 15/16	10 3/8	108.00
TL2C11.0	240.00	7854-2110	2	2517	2 1/2	2 3/8	23.74
TL3C11.0	288.00	7854-3110	3	2517	2 1/2	3 3/8	45.79
TL4C11.0	326.40	7854-4110	4	2517	2 1/2	4 3/8	44.27
TL5C11.0	398.40	7854-5110	5	2517	2 1/2	5 3/8	39.70
TL6C11.0	427.20	7854-6110	6	3030	3	6 3/8	52.20
TL8C11.0	576.00	7854-8110	8	3535	3 15/16	8 3/8	77.20
TL2C12.0	252.00	7854-2120	2	2517	2 1/2	2 3/8	31.13
TL3C12.0	300.00	7854-3120	3	3020	3	3 3/8	39.50
TL4C12.0	360.00	7854-4120	4	3030	3	4 3/8	61.30
TL5C12.0	403.20	7854-5120	5	3030	3	5 3/8	42.90
TL6C12.0	480.00	7854-6120	6	3030	3	6 3/8	53.10
TL8C12.0	624.00	7854-8120	8	3535	3 15/16	8 3/8	91.10

HEAVY DUTY SHEAVES

*Taper-Lock is a registered trademark of Reliance Electric.

Sheaves Do Not Include Bushings • Prices Subject To Change Without Notice





Taper-Lock* Sheaves (continued)

Product No. Series 7854 and 7855 (continued)

C Section (continued)

Part No.	Suggested List Price	Product No.	No. of Grooves	Bushing	Max. Bore (In.)	F Dimension (In.)	Wt.Ea. (Lbs.)
TL2C13.0	\$300.00	7854-2130	2	2517	2½	2⅜	32.65
TL3C13.0	348.00	7854-3130	3	3020	3	3⅜	43.10
TL4C13.0	403.20	7854-4130	4	3030	3	4⅜	50.20
TL5C13.0	451.20	7854-5130	5	3030	3	5⅜	56.50
TL6C13.0	532.80	7854-6130	6	3030	3	6⅜	60.90
TL8C13.0	672.00	7854-8130	8	3535	3⅟ ₁₆	8⅜	88.00
TL10C13.0	1008.00	7855-0130	10	4545	4⅟ ₁₆	10 ⅜	168.00
TL2C14.0	324.00	7854-2140	2	2517	2½	2⅜	33.40
TL3C14.0	384.00	7854-3140	3	3020	3	3⅜	49.50
TL4C14.0	436.80	7854-4140	4	3030	3	4⅜	59.92
TL5C14.0	456.00	7854-5140	5	3030	3	5⅜	64.40
TL6C14.0	576.00	7854-6140	6	3535	3⅟ ₁₆	6⅜	80.30
TL8C14.0	780.00	7854-8140	8	3535	3⅟ ₁₆	8⅜	107.00
TL2C16.0	348.00	7854-2160	2	2517	2½	2⅜	39.90
TL3C16.0	396.00	7854-3160	3	3020	3	3⅜	56.60
TL4C16.0	504.00	7854-4160	4	3030	3	4⅜	63.90
TL5C16.0	516.00	7854-5160	5	3030	3	5⅜	80.20
TL6C16.0	624.00	7854-6160	6	3535	3⅟ ₁₆	6⅜	92.40
TL8C16.0	888.00	7854-8160	8	3535	3⅟ ₁₆	8⅜	111.00
TL10C16.0	1152.00	7855-0160	10	4545	4⅟ ₁₆	10 ⅜	237.00
TL2C18.0	372.00	7854-2180	2	3020	3	2⅜	42.00
TL3C18.0	420.00	7854-3180	3	3030	3	3⅜	72.00
TL4C18.0	516.00	7854-4180	4	3030	3	4⅜	81.00
TL5C18.0	576.00	7854-5180	5	3535	3⅟ ₁₆	5⅜	105.00
TL6C18.0	672.00	7854-6180	6	3535	3⅟ ₁₆	6⅜	112.80
TL8C18.0	1032.00	7854-8180	8	4040	4⅟ ₁₆	8⅜	155.00
TL3C20.0	480.00	7854-3200	3	3030	3	3⅜	71.00
TL4C20.0	540.00	7854-4200	4	3030	3	4⅜	84.40
TL5C20.0	720.00	7854-5200	5	3535	3⅟ ₁₆	5⅜	106.00
TL8C20.0	1044.00	7854-8200	8	4040	4⅟ ₁₆	8⅜	164.00
TL2C24.0	552.00	7854-2240	2	3020	3	2⅜	76.00
TL3C24.0	576.00	7854-3240	3	3030	3	3⅜	90.00
TL5C24.0	768.00	7854-5240	5	3535	3⅟ ₁₆	5⅜	130.00
TL6C24.0	864.00	7854-6240	6	3535	3⅟ ₁₆	6⅜	144.60
TL8C24.0	1224.00	7854-8240	8	4040	4⅟ ₁₆	8⅜	193.00
TL10C24.0	1632.00	7855-0240	10	4545	4⅟ ₁₆	10 ⅜	336.00
TL3C30.0	768.00	7854-3300	3	3535	3⅟ ₁₆	3⅜	132.00
TL4C30.0	912.00	7854-4300	4	3535	3⅟ ₁₆	4⅜	150.00
TL5C30.0	1008.00	7854-5300	5	3535	3⅟ ₁₆	5⅜	172.00
TL6C30.0	1248.00	7854-6300	6	4040	4⅟ ₁₆	6⅜	175.30
TL8C30.0	1536.00	7854-8300	8	4040	4⅟ ₁₆	8⅜	230.00
TL10C30.0	2112.00	7855-0300	10	5050	5	10 ⅜	340.00
TL3C36.0	1176.00	7854-3360	3	3535	3⅟ ₁₆	3⅜	166.70
TL4C36.0	1344.00	7854-4360	4	3535	3⅟ ₁₆	4⅜	193.30
TL5C36.0	1416.00	7854-5360	5	4040	4⅟ ₁₆	5⅜	210.00
TL6C36.0	1560.00	7854-6360	6	4040	4⅟ ₁₆	6⅜	230.00
TL8C36.0	1920.00	7854-8360	8	4545	4⅟ ₁₆	8⅜	316.00
TL10C36.0	3072.00	7855-0360	10	5050	5	10 ⅜	380.00
TL4C44.0	2160.00	7854-4440	4	4040	4⅟ ₁₆	4⅜	366.00
TL5C44.0	2328.00	7854-5440	5	4040	4⅟ ₁₆	5⅜	270.00
TL6C44.0	2448.00	7854-6440	6	4040	4⅟ ₁₆	6⅜	292.50
TL8C44.0	3072.00	7854-8440	8	4545	4⅟ ₁₆	8⅜	372.00
TL10C44.0	3360.00	7855-0440	10	5050	5	10 ⅜	480.00

HEAVY DUTY SHEAVES

*Taper-Lock is a registered trademark of Reliance Electric.

Sheaves Do Not Include Bushings • Prices Subject To Change Without Notice





Taper-Lock* Micro-V® Sheaves

Product No. Series 7813

J Section

Part No.	Suggested List Price	Product No.	No. of Grooves	Bushing	Max. Bore (In.)	F Dimension (In.)	Wt.Ea. (Lbs.)
TL6J1.94	\$25.20	7813-6194	6	1108	1 ¹ / ₈	2 ³ / ₃₂	.50
TL6J2.00	25.44	7813-6200	6	1108	1 ¹ / ₈	2 ³ / ₃₂	.80
TL6J2.06	25.68	7813-6206	6	1108	1 ¹ / ₈	2 ³ / ₃₂	.85
TL6J2.12	25.92	7813-6212	6	1108	1 ¹ / ₈	2 ³ / ₃₂	.65
TL10J2.12	36.00	7813-0212	10	1108	1 ¹ / ₈	1 ³ / ₃₂	.65
TL6J2.24	26.16	7813-6224	6	1108	1 ¹ / ₈	1 ¹ / ₁₆	.70
TL10J2.24	36.24	7813-0224	10	1108	1 ¹ / ₈	1 ³ / ₃₂	.70
TL6J2.36	26.40	7813-6236	6	1108	1 ¹ / ₈	1 ¹ / ₁₆	.70
TL10J2.36	36.48	7813-0236	10	1108	1 ¹ / ₈	1 ³ / ₃₂	.70
TL6J2.50	26.64	7813-6250	6	1108	1 ¹ / ₈	1 ¹ / ₁₆	.75
TL10J2.50	36.96	7813-0250	10	1108	1 ¹ / ₈	1 ³ / ₃₂	.75
TL6J2.65	26.88	7813-6265	6	1108	1 ¹ / ₈	1 ¹ / ₁₆	.75
TL10J2.65	37.44	7813-0265	10	1108	1 ¹ / ₈	1 ³ / ₃₂	.75
TL6J2.80	27.84	7813-6280	6	1108	1 ¹ / ₈	1 ¹ / ₁₆	.85
TL10J2.80	38.40	7813-0280	10	1108	1 ¹ / ₈	1 ³ / ₃₂	.90
TL6J3.00	28.80	7813-6300	6	1108	1 ¹ / ₈	1 ¹ / ₁₆	1.00
TL10J3.00	39.36	7813-0300	10	1210	1 ¹ / ₄	1 ³ / ₃₂	1.40
TL6J3.15	30.24	7813-6315	6	1108	1 ¹ / ₈	1 ¹ / ₁₆	1.00
TL10J3.15	40.80	7813-0315	10	1210	1 ¹ / ₄	1 ³ / ₃₂	1.45
TL6J3.35	31.68	7813-6335	6	1610	1 ⁵ / ₈	1 ¹ / ₁₆	1.10
TL10J3.35	42.24	7813-0335	10	1610	1 ⁵ / ₈	1 ³ / ₃₂	1.50
TL6J3.60	33.12	7813-6360	6	1610	1 ⁵ / ₈	1 ¹ / ₁₆	1.30
TL10J3.60	43.68	7813-0360	10	1610	1 ⁵ / ₈	1 ³ / ₃₂	1.60
TL6J4.00	34.56	7813-6400	6	1610	1 ⁵ / ₈	1 ¹ / ₁₆	2.00
TL10J4.00	48.00	7813-0400	10	1610	1 ⁵ / ₈	1 ³ / ₃₂	2.10
TL6J4.50	36.00	7813-6450	6	1610	1 ⁵ / ₈	1 ¹ / ₁₆	3.25
TL10J4.50	52.80	7813-0450	10	1610	1 ⁵ / ₈	1 ³ / ₃₂	3.25
TL6J4.75	38.40	7813-6475	6	1610	1 ⁵ / ₈	1 ¹ / ₁₆	2.60
TL10J4.75	57.60	7813-0475	10	1610	1 ⁵ / ₈	1 ³ / ₃₂	3.10
TL6J5.00	40.80	7813-6500	6	1610	1 ⁵ / ₈	1 ¹ / ₁₆	2.90
TL10J5.00	62.40	7813-0500	10	1610	1 ⁵ / ₈	1 ³ / ₃₂	3.60
TL6J5.30	43.20	7813-6530	6	1610	1 ⁵ / ₈	1 ¹ / ₁₆	3.30
TL10J5.30	64.80	7813-0530	10	1610	1 ⁵ / ₈	1 ³ / ₃₂	4.20
TL6J5.60	45.60	7813-6560	6	1610	1 ⁵ / ₈	1 ¹ / ₁₆	3.70
TL10J5.60	67.20	7813-0560	10	1610	1 ⁵ / ₈	1 ³ / ₃₂	5.50

HEAVY DUTY SHEAVES

*Taper-Lock is a registered trademark of Reliance Electric.

Sheaves Do Not Include Bushings • Prices Subject To Change Without Notice





Bored-to-Size Light-Duty Sheaves

... for use with Truflex® V-Belts

Markets/Applications

Use with Truflex® Belts.

Features/Advantages

- Precision Machined Grooves
- Available in Web, Solid or Spoke-Type
- Single and Double Grooves

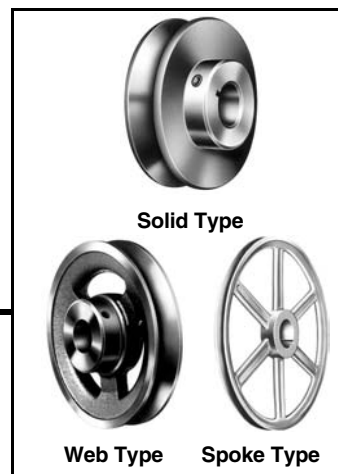
How to Describe and Order

Specify quantity, part number and bore diameter.

For Example:

Quantity Part Number or Part Number
50 AK30.3/4 or AK54 1.3/16

Solid Type Sheaves are used up to 3.80" O.D.; Web and Spoke Types are used on 3.80" O.D. and larger.



Product No. Series 7805 & 7807

ONE GROOVE "3L" - "4L" — Bored-to-Size

[For Use with No. 1 (3L) or No. 2 (4L) Section Truflex V-Belts]

Part No.	Sugg. List Price	O.D. (In.)	Avg. Wt. Ea. (Lbs.)	Pitch Diameter (In.)		Stock Bore (In.)											
				3L	4L	1/2	5/8	3/4	7/8	15/16	1	1 1/8	1 3/16	1 1/4	1 5/8	1 7/8	
						7807-	7807-	7807-	7807-	7807-	7807-	7807-	7807-	7807-	7807-	7807-	7807-
AK15	\$8.88	1.50	.30	1.00	1.30	2046	2047 ⁸	—	—	—	—	—	—	—	—	—	—
AK17	9.96	1.75	.30	1.16	1.50	2041	2042	2043	—	—	—	—	—	—	—	—	—
AK20	9.96	2.00	.30	1.46	1.80	2056	2057	2058	—	—	—	—	—	—	—	—	—
AK21	10.26	2.10	.40	1.56	1.90	2059	2060	2061	—	—	—	—	—	—	—	—	—
AK22	10.26	2.20	.50	1.66	2.00	2062	2063	2064	—	—	—	—	—	—	—	—	—
AK23	10.88	2.30	.40	1.76	2.10	2066	2067	2068	2069	—	—	—	—	—	—	—	—
AK25	11.52	2.50	.80	1.96	2.30	2083	2084	2085	2086	—	—	—	—	—	—	—	—
AK26	11.82	2.60	.50	2.06	2.40	2087	2088	2089	—	—	—	—	—	—	—	—	—
AK27	12.28	2.70	.60	2.16	2.50	2090	2091	2092	—	—	—	—	—	—	—	—	—
AK28	12.72	2.80	.90	2.26	2.60	2108	2109	2110	2111	—	2112	—	—	—	—	—	—
AK30	14.16	3.05	1.20	2.46	2.80	2120	2121	2122	2123	—	2125	—	—	—	—	—	—
AK32	14.64	3.25	1.50	2.66	3.00	2402	2403	2404	2405	—	2406	2407	—	—	—	—	—
AK34	15.96	3.45	1.60	2.86	3.20	2144	2145	2146	2147	—	2149	2150	—	—	—	—	—
						7805-	7805-	7805-	7805-	7805-	7805-	7805-	7805-	7805-	7805-	7805-	7805-
AK39	19.92	3.75	1.70	3.16	3.50	2412	2413	2414	2415	2418	2416	2417	—	—	—	—	—
AK41	23.04	3.95	2.10	3.36	3.70	2168	2169	2170	2171	2172	2173	2174	—	—	—	—	—
AK44	23.63	4.25	1.40	3.66	4.00	2422	2423	2424	2425	2428	2426	2427	—	—	—	—	—
AK46	24.60	4.45	1.40	3.86	4.20	2192	2193	2194	2195	2196	2197	2198	—	—	—	—	—
AK49	24.83	4.75	1.50	4.16	4.50	2432	2433	2434	2435	2438	2436	2437	—	—	—	—	—
AK51	26.24	4.95	1.70	4.36	4.70	2216	2217	2218	2219	—	2221	2222	—	—	—	—	—
AK54	26.78	5.25	1.80	4.66	5.00	2442	2443	2444	2445	2449	2446	2447	2448	—	—	—	—
AK56	28.74	5.45	1.90	4.86	5.20	2240	2241	2242	2243	2244	2245	2246	2247	—	—	—	—
AK59	29.66	5.75	2.00	5.16	5.50	2250	2251	2252	2253	2254	2255	2256	2257	—	—	—	—
AK61	30.59	5.95	2.20	5.36	5.70	2264	2265	2266	2267	2268	2269	2270	2271	—	—	—	—
AK64	31.46	6.25	2.30	5.66	6.00	2452	2453	2454	2455	2459	2456	2457	2458	—	—	—	—
AK66	32.66	6.45	2.30	5.86	6.20	—	2463	2464	—	—	2466	2467	—	—	—	—	—
AK69	34.84	6.75	3.50	6.16	6.50	—	—	2474	—	—	2476	2477	—	—	—	—	—
AK71	37.02	6.95	3.80	6.36	6.70	—	2483	2484	—	—	2486	2487	—	—	—	—	—
AK74	37.13	7.25	3.60	6.66	7.00	2492	2493	2494	—	2495	2496	2497	2498	2499	—	—	2500
AK79	41.32	7.75	3.80	7.16	7.50	—	—	2504	—	—	2506	2507	—	—	—	—	2510
AK84	45.50	8.25	3.70	7.66	8.00	2532	2533	2534	—	2535	2536	—	2538	—	—	—	2540
AK89	48.01	8.75	4.30	8.16	8.50	—	—	2544	—	—	2546	2547	—	—	—	—	2550
AK94	50.52	9.25	3.50	8.66	9.00	2572	2573	2574	—	2571	2576	—	2578	2579	—	—	2580
AK99	52.20	9.75	5.10	9.16	9.50	—	—	2583	—	—	2586	—	—	—	—	—	2590
AK104	53.89	10.25	5.30	9.66	10.00	—	2613	2614	—	—	2616	—	2618	2619	2621	—	2620
AK109	56.62	10.75	6.10	10.16	10.50	—	—	2644	—	—	2646	—	—	—	—	2648	2640
AK114	59.34	11.25	5.60	10.66	11.00	—	—	2664	—	—	2666	—	2668	—	—	—	2670
AK124	67.82	12.25	4.50	11.66	12.00	—	2703	2704	—	—	2706	—	2708	2709	—	—	2710
AK134	81.43	13.25	8.00	12.66	13.00	—	—	2740	—	—	2741	—	2742	—	—	2743	2744
AK144	90.25	14.25	10.00	13.66	14.00	—	—	2780	—	—	2781	—	2782	—	—	—	2783
AK154	101.80	15.25	12.00	14.66	15.00	—	—	2790	—	—	2791	—	2792	—	—	2794	2793
AK184	128.80	18.25	14.00	17.66	18.00	—	—	2800	—	—	2801	—	2802	—	—	—	2803

⁷Pitch diameter is a reference diameter only.

⁸No Keyseat.

Sheaves Do Not Include Bushings • Prices Subject To Change Without Notice





Bored-to-Size Light-Duty Sheaves

... for use with Truflex® V-Belts (continued)

Product No. Series 7805 and 7807 (continued)

TWO GROOVE "3L" - "4L" — Bored-to-Size
[For Use with No. 1 (3L) or No. 2 (4L) Section Truflex V-Belts]

Part No.	Sugg. List Price	O.D. (In.)	Avg. Wt. Ea. (Lbs.)	Pitch Diameter (In.)		Stock Bore (In.)										
				3L	4L	1/2	5/8	3/4	7/8	15/16	1	1 1/8	1 3/16	1 1/4	1 3/8	1 7/16
						7807-	7807-	7807-	7807-	7807-	7807-	7807-	7807-	7807-	7807-	7807-
2AK20	\$24.72	2.00	.80	1.46	1.80	0011	0012	0013	0014	—	—	—	—	—	—	—
2AK21	25.98	2.15	.90	1.56	1.90	0015	0016	0017	—	—	—	—	—	—	—	—
2AK22	27.24	2.25	1.00	1.66	2.00	0021	0022	0023	0024	—	0025	—	—	—	—	—
2AK23	27.36	2.35	1.10	1.76	2.10	—	0032	0033	0034	—	0035	—	—	—	—	—
2AK25	27.48	2.55	.90	1.96	2.30	0111	0112	0113	0114	—	0115	0116	—	—	—	—
2AK26	29.40	2.65	1.40	2.06	2.40	—	0117	0118	0119	—	—	—	—	—	—	—
2AK27	31.32	2.75	1.80	2.16	2.50	0121	0122	0123	0124	—	0125	0126	—	—	—	—
2AK28	34.08	2.85	1.80	2.26	2.60	—	0132	0133	0134	—	0135	—	—	—	—	—
2AK30	36.84	3.05	2.40	2.46	2.80	0221	0222	0223	0224	—	0225	0226	—	—	—	—
2AK32	41.52	3.25	1.40	2.66	3.00	0141	0142	0143	0144	—	0145	0146	—	—	—	—
2AK34	42.84	3.45	1.50	2.86	3.20	0151	0152	0153	0154	—	0155	0156	—	—	—	—
2AK41	48.49	3.95	3.40	3.36	3.70	—	0171	0172	0173	—	0174	0175	—	—	—	—
						7805-	7805-	7805-	7805-	7805-	7805-	7805-	7805-	7805-	7805-	7805-
2AK39	43.56	3.75	1.60	3.16	3.50	0161	0162	0163	0164	—	0165	0166	—	—	—	—
2AK44	49.86	4.25	3.50	3.66	4.00	—	0171	0172	0173	—	0174	0175	—	—	—	—
2AK46	51.94	4.45	3.60	3.86	4.20	—	—	—	0178	—	0179	0180	—	—	—	—
2AK49	53.14	4.75	4.10	4.16	4.50	—	—	0182	0183	—	0184	0242	—	—	0243	—
2AK51	54.43	4.95	4.30	4.36	4.70	—	—	0186	0187	—	0188	0244	—	—	0245	—
2AK54	54.98	5.25	5.50	4.66	5.00	—	0189	0190	0191	—	0192	0246	—	—	0247	—
2AK56	55.96	5.45	3.90	4.86	5.20	—	0193	0194	—	—	0196	0248	—	—	0249	—
2AK59	60.53	5.75	4.00	5.16	5.50	—	—	—	—	—	0250	0251	—	—	0252	—
2AK61	62.39	5.95	4.10	5.36	5.70	—	—	0197	0198	—	0199	0253	—	—	0254	—
2AK64	65.22	6.25	5.20	5.66	6.00	—	—	0200	—	—	0202	0255	0203	—	0256	0204
2AK74	74.26	7.25	6.10	6.66	7.00	—	—	0205	—	—	0206	0257	0207	—	0258	0208
2AK84	81.24	8.25	6.90	7.66	8.00	—	—	0209	—	0210	0211	0259	0212	—	0260	0214
2AK94	88.40	9.25	7.80	8.66	9.00	—	—	0215	—	—	0217	0261	0218	—	0262	0219
2AK104	95.05	10.25	8.60	9.66	10.00	—	—	0220	—	0221	0222	—	—	—	—	0224
2AK114	103.10	11.25	9.00	10.66	11.00	—	—	—	—	—	0226	—	0227	—	0263	0228
2AK124	112.90	12.25	10.30	11.66	12.00	—	—	—	—	—	0230	—	0231	—	—	0232
2AK134	132.94	13.25	11.50	12.66	13.00	—	—	—	—	—	—	—	0264	—	—	0265
2AK144	140.45	14.25	12.00	13.66	14.00	—	—	—	—	—	0233	—	—	—	—	0235
2AK154	162.00	15.25	14.80	14.66	15.00	—	—	—	—	—	—	—	0237	—	—	0238
2AK184	204.14	18.25	21.20	17.66	18.00	—	—	—	—	—	—	—	0240	—	—	0241

⁷Pitch diameter is a reference diameter only.

Sheaves Do Not Include Bushings • Prices Subject To Change Without Notice



LIGHT DUTY SHEAVES



Bored-to-Size Light-Duty Sheaves
... for use with Truflex® V-Belts (continued)

Product No. Series 7805 and 7807(continued)

ONE GROOVE "4L" - "5L" — Bored-to-Size
[For Use with No. 2 (4L) or No. 3 (5L) Section Truflex V-Belts]

Part No.	Sugg. List Price	O.D. (In.)	Avg. Wt. Ea. (Lbs.)	Pitch Diameter (In.)		Stock Bore (In.)										
				4L	5L	1/2	5/8	3/4	7/8	15/16	1	1 1/8	1 1/4	1 3/8	1 7/8	
						7807-	7807-	7807-	7807-	7807-	7807-	7807-	7807-	7807-	7807-	7807-
BK20	\$12.60	2.00	.30	1.30	1.70	3527	3528	3529	—	—	—	—	—	—	—	—
BK23	13.32	2.25	.40	1.60	2.00	3539	3540	3541	3542	—	3543	—	—	—	—	—
BK24	13.92	2.40	.40	1.80	2.20	3545	3546	3547	—	—	—	—	—	—	—	—
BK25	14.40	2.50	.90	1.90	2.30	3551	3552	3553	3554	—	3555	—	—	—	—	—
BK26	15.12	2.60	.60	2.00	2.40	3565	3566	3567	3568	—	—	—	—	—	—	—
BK27	15.84	2.70	1.00	2.10	2.50	3575	3576	3577	3578	—	3580	—	—	—	—	—
BK28	15.96	2.95	1.20	2.20	2.60	3587	3588	3589	3590	—	3592	3593	—	—	—	—
BK30	17.40	3.00	.80	2.44	2.84	3597	3598	3599	3600	—	—	—	—	—	—	—
BK31	17.40	3.25	1.40	2.50	2.90	3907	3908	3909	3916	—	3917	3919	—	—	—	—
BK32	19.50	3.35	1.40	2.60	3.00	3621	3622	3623	3624	—	—	—	—	—	—	—
BK34	21.72	3.55	1.70	2.80	3.20	3611	3612	3613	3614	—	3616	3618	—	—	—	—
						7805-	7805-	7805-	7805-	7805-	7805-	7805-	7805-	7805-	7805-	7805-
BK36	23.64	3.75	1.80	3.00	3.40	3930	3931	3932	3933	—	3934	3935	—	—	—	—
BK40	24.72	3.95	2.00	3.20	3.60	3635	3636	3637	3638	—	3640	3641	—	—	—	—
BK45	25.15	4.25	1.80	3.50	3.90	3950	3951	3952	3953	—	3954	3955	—	—	—	—
BK47	27.22	4.45	1.90	3.70	4.10	5201	5202	5203	5204	—	5205	5238	—	—	—	—
BK50	27.54	4.75	1.90	4.00	4.40	3980	3981	3982	3983	—	3984	3985	—	—	—	—
BK52	27.65	4.95	2.00	4.20	4.60	3683	3684	3685	3686	—	3688	3689	—	—	—	—
BK55	29.29	5.25	2.20	4.50	4.90	5206	5207	5208	5209	—	5210	5211	5239	—	—	—
BK57	30.59	5.45	2.50	4.70	5.10	—	5213	5214	5215	5240	5216	5217	—	—	—	—
BK60	31.46	5.75	2.20	5.00	5.40	4050	4051	4052	4053	—	4054	4055	4056	—	—	—
BK62	31.68	5.95	2.80	5.20	5.60	3731	3732	3733	3734	3692	3736	3737	3738	—	—	—
BK65	35.50	6.25	2.40	5.50	5.90	—	4071	4072	—	—	4074	4075	—	—	—	—
BK67	36.80	6.45	3.50	5.70	6.10	—	5218	5219	—	—	5221	5222	—	—	—	—
BK70	41.04	6.75	3.60	6.00	6.40	—	5001	5002	—	5241	5004	5005	5006	—	—	5008
BK72	43.55	6.95	3.50	6.20	6.60	—	—	5012	—	—	5014	5242	—	—	5243	—
BK75	44.42	7.25	3.50	6.50	6.90	—	—	5224	—	—	5225	5244	—	—	—	—
BK77	44.88	7.45	4.10	6.70	7.10	—	—	5246	—	—	5247	5248	—	—	5249	—
BK80	45.50	7.75	3.70	7.00	7.40	—	5031	5032	5033	—	5034	5035	5036	5037	5250	5038
BK85	51.17	8.25	4.80	7.50	7.90	—	—	5226	—	—	5227	5251	—	—	5252	5253
BK90	52.69	8.75	5.20	8.00	8.40	—	—	5282	5043	5254	5044	5255	5256	—	5257	5258
BK95	55.48	9.25	5.40	8.50	8.90	—	—	5259	—	—	5260	5261	—	—	5262	—
BK100	58.25	9.75	5.00	9.00	9.40	—	—	5092	5093	5263	5094	5095	5096	5097	5266	5098
BK105	62.60	10.25	5.80	9.50	9.90	—	—	—	—	—	5265	—	—	—	5283	5267
BK110	66.96	10.75	5.00	10.00	10.40	—	—	5102	—	—	5104	5268	5106	—	5269	5270
BK115	69.79	11.25	6.20	10.50	10.90	—	—	—	—	—	5271	—	—	—	—	5272
BK120	71.42	11.75	5.00	11.00	11.40	—	—	5172	—	—	5174	—	5176	—	—	5178
BK130	79.91	12.75	7.40	12.00	12.40	—	—	6002	—	—	6004	6005	6006	6007	—	6008
BK140	102.34	13.75	8.60	13.00	13.40	—	—	5273	—	—	5274	5275	5276	—	—	5277
BK160	124.76	15.75	11.70	15.00	15.40	—	—	—	—	—	5229	5278	5230	—	—	5232
BK190	143.71	18.75	14.00	18.00	18.40	—	—	—	—	—	—	5280	5235	5281	—	5237

⁷Pitch diameter is a reference diameter only.

LIGHT DUTY SHEAVES

Sheaves Do Not Include Bushings • Prices Subject To Change Without Notice





Bored-to-Size Light-Duty Sheaves

... for use with Truflex® V-Belts (continued)

Product No. Series 7805 and 7807 (continued)

TWO GROOVE "4L" – "5L" — Bored-to-Size
[For Use with No. 2 (4L) or No. 3 (5L) Section Truflex V-Belts]

Part No.	Sugg. List Price	O.D. (In.)	Avg. Wt. Ea. (Lbs.)	Pitch Diameter (In.)		Stock Bore (In.)										
				4L	5L	1/2	5/8	3/4	7/8	15/16	1	1 1/8	1 3/16	1 1/4	1 3/8	1 7/16
						7807-	7807-	7807-	7807-	7807-	7807-	7807-	7807-	7807-	7807-	7807-
2BK25	\$34.92	2.50	1.20	1.90	2.30	7211	7212	7213	7214	—	7215	—	—	—	—	—
2BK27	36.24	2.70	1.60	2.10	2.50	7221	7222	7223	7224	—	7225	7836	—	—	—	—
2BK28	38.88	2.95	1.80	2.20	2.60	7231	7232	7233	7234	—	7235	7236	—	—	—	—
2BK30	41.88	3.15	2.30	2.40	2.80	7837	7838	7839	7840	—	7841	7842	—	—	—	—
2BK32	43.20	3.35	2.10	2.60	3.00	—	7812	7813	7814	—	7815	7816	—	—	—	—
2BK34	45.12	3.55	2.50	2.80	3.20	—	7822	7823	7824	—	7825	7826	—	—	—	—
2BK40	48.48	3.95	3.30	3.20	3.60	—	7830	7831	7832	—	7833	7834	—	—	7835	—
						7805-	7805-	7805-	7805-	7805-	7805-	7805-	7805-	7805-	7805-	7805-
2BK36	46.32	3.75	3.50	3.00	3.40	—	—	7273	7274	—	7275	7276	—	—	7351	—
2BK45	52.04	4.25	3.50	3.50	3.90	—	—	—	—	—	7277	7281	—	—	7282	—
2BK47	52.69	4.45	3.90	3.70	4.10	—	—	—	7284	—	7285	7286	—	—	—	—
2BK50	55.62	4.75	4.60	4.00	4.40	—	—	7288	—	—	7290	7291	—	—	7292	—
2BK52	55.85	4.95	4.90	4.20	4.60	—	—	—	7294	—	7295	7296	—	—	7297	—
2BK55	60.31	5.25	5.00	4.50	4.90	—	—	—	—	—	—	7301	—	—	7352	—
2BK57	62.05	5.45	5.50	4.70	5.10	—	—	—	—	—	7304	7305	—	—	7353	—
2BK60	64.78	5.75	5.90	5.00	5.40	—	—	7306	7307	—	7308	7309	—	—	7354	—
2BK62	66.08	5.95	6.00	5.20	5.60	—	—	—	—	—	7355	7356	—	—	7357	—
2BK65	70.12	6.25	5.80	5.50	5.90	—	—	—	—	—	7312	7313	—	—	7358	—
2BK67	74.15	6.45	6.30	5.70	6.10	—	—	—	—	—	7315	7316	—	—	7359	—
2BK70	82.20	6.75	6.90	6.00	6.40	—	—	7317	—	—	7318	7360	7319	—	7361	7320
2BK80	87.31	7.75	7.40	7.00	7.40	—	—	7321	—	—	7323	7362	7324	—	7363	7325
2BK90	90.25	8.75	8.90	8.00	8.40	—	—	7326	—	—	7327	7364	7328	—	7365	7329
2BK100	106.15	9.75	10.40	9.00	9.40	—	—	7330	—	—	7332	—	7333	—	7366	7334
2BK110	112.79	10.75	10.40	10.00	10.40	—	—	—	—	—	7335	—	7336	—	—	7337
2BK120	122.16	11.75	13.40	11.00	11.40	—	—	—	—	—	7339	—	7340	—	—	7341
2BK130	137.29	12.75	15.00	12.00	12.40	—	—	—	—	—	7367	—	7368	—	—	7369
2BK140	144.04	13.75	16.00	13.00	13.40	—	—	—	—	—	7342	—	7343	—	—	7344
2BK160	171.59	15.75	18.00	15.00	15.40	—	—	—	—	—	7345	—	7346	—	—	7347
2BK190	220.03	18.75	25.50	18.00	18.40	—	—	—	—	—	—	—	7349	—	—	7350

⁷Pitch diameter is a reference diameter only.

Sheaves Do Not Include Bushings • Prices Subject To Change Without Notice





Variable Pitch Light-Duty Sheaves

... for use with Truflex® V-Belts

Markets/Applications

Use with Truflex® Belts.

Features/Advantages


- Precision Machined
- Single and Double Grooves

How to Describe and Order

Specify quantity, part number, product number and bore diameter.

For Example:

Quantity **Part Number** or **Part Number**
50 1VP71.¾ or 1VP62 1.¼



ONE-GROOVE

TWO-GROOVE

Product No. Series 7810

ONE GROOVE — “3L” - “4L” - “5L” - PITCH

[For Use with No. 1 (3L), No. 2 (4L) or No. 3 (5L) Section Truflex V-Belts]

Part No.	Sugg. List Price	O.D. (In.)	Avg. Wt. Ea. (Lbs.)	Pitch Diameter Range (In.)						Stock Bore (In.)							
				3L		4L		5L		½	⅝	¾	⅞	1	1⅛	1¼	1⅜
				Min.	Max.	Min.	Max.	Min.	Max.								
1VP25	\$26.64	2.32	.70	1.40	2.20	—	—	—	—	7810-	7810-	7810-	7810-	7810-	7810-	7810-	7810-
1VP30	27.00	2.87	1.10	1.80	2.70	—	—	—	—	1208	1210	1212	—	—	—	—	—
1VP34	33.96	3.15	1.60	1.70	2.50	1.9	2.9	2.4	3.2	1308	1310	1312	1314	—	—	—	—
1VP40	34.44	3.75	2.00	2.30	3.10	2.4	3.4	2.7	3.7	1408	1410	1412	1414	—	—	—	—
1VP44S	37.20	4.15	2.30	2.70	3.50	2.8	3.8	3.1	4.1	1508	1510	1512	—	—	—	—	—
1VP44L	51.60	4.15	2.30	2.70	3.50	2.8	3.8	3.1	4.1	—	—	—	1514	1516	1518	—	—
1VP50S	43.20	4.75	3.50	3.30	4.10	3.4	4.4	3.7	4.7	1608	1610	1612	—	—	—	—	—
1VP50L	62.64	4.75	3.50	3.30	4.10	3.4	4.4	3.7	4.7	—	—	—	1614	1616	1618	—	—
1VP56S	65.40	5.35	4.00	3.90	4.70	4.0	5.0	4.3	5.3	1708	1710	1712	—	—	—	—	—
1VP56L	84.36	5.35	4.00	3.90	4.70	4.0	5.0	4.3	5.3	—	—	—	1714	1716	1718	—	—
1VP60	102.24	6.00	6.50	—	—	4.2	5.2	4.3	5.5	—	—	1722	1724	—	1728	—	—
1VP62	103.20	5.95	6.10	4.50	5.30	4.6	5.6	4.9	5.9	—	1810	1812	1814	1816	1818	1822	—
1VP65	107.04	6.50	6.80	—	—	4.7	5.7	4.8	6.0	—	—	1832	1834	—	1838	—	—
1VP68	107.04	6.55	6.80	5.10	5.90	5.2	6.2	5.5	6.5	—	1840	1842	1844	1846	1848	1852	—
1VP71	114.12	7.10	8.20	—	—	5.3	6.3	5.4	6.6	—	—	1882	1884	—	1888	—	—
1VP75	152.16	7.50	8.20	—	—	5.7	6.7	5.8	7.0	—	—	1862	1864	—	1868	—	—

⁹Pitch diameter is a reference diameter only. The minimum recommended pitch diameters should be observed for the specific belt section used.

TWO GROOVE — “3L” - “4L” - “5L” PITCH

[For Use with No. 1 (3L), No. 2 (4L) or No. 3 (5L) Section Truflex V-Belts]

Part No.	Sugg. List Price	O.D. (In.)	Avg. Wt. Ea. (Lbs.)	Pitch Diameter Range (In.)						Stock Bore (In.)							
				3L		4L		5L		½	⅝	¾	⅞	1	1⅛	1¼	1⅜
				Min.	Max.	Min.	Max.	Min.	Max.								
2VP36	\$81.84	3.35	3.40	1.90	2.70	2.0	3.0	2.5	3.5	7810-	7810-	7810-	7810-	7810-	7810-	7810-	7810-
2VP42	93.72	3.95	3.80	2.50	3.30	2.6	3.6	2.9	3.9	4358	4360	4362	4364	4366	—	—	—
2VP50	108.00	4.75	6.40	3.30	4.10	3.4	4.4	3.7	4.7	—	4420	4422	4424	4426	4428	—	—
2VP56	127.08	5.35	7.50	3.90	4.70	4.0	5.0	4.3	5.3	—	4610	4612	4614	4616	4618	—	—
2VP60	162.48	6.00	10.60	—	—	4.2	5.2	4.3	5.5	—	4720	—	4724	4726	4728	—	—
2VP62	162.60	5.95	10.50	4.50	5.30	4.6	5.6	4.9	5.9	—	—	4742	4744	—	4748	—	4752
2VP65	174.24	6.50	12.30	—	—	4.7	5.7	4.8	6.0	—	—	4812	4814	4816	4818	4830	4832
2VP68	179.88	6.55	12.50	5.10	5.90	5.2	6.2	5.5	6.5	—	—	4822	4824	—	4828	—	4829
2VP71	184.32	7.10	14.60	—	—	5.3	6.3	5.4	6.6	—	—	4842	4844	4846	4848	4850	4852
2VP75	273.00	7.50	14.60	—	—	5.7	6.7	5.8	7.0	—	—	4882	4884	—	4888	—	4892
				—	—	5.7	6.7	5.8	7.0	—	—	4862	4864	—	4868	—	4872

⁹Pitch diameter is a reference diameter only. The minimum recommended pitch diameters should be observed for the specific belt section used.

LIGHT DUTY SHEAVES

Sheaves Do Not Include Bushings • Prices Subject To Change Without Notice





Bushed Light-Duty Sheaves

... for use with Truflex® V-Belts



Markets/Applications

Use with Truflex® Belts.

Features/Advantages

- Precision Machined
- Available in Solid, Web or Spoke Style

How to Describe and Order

Specify quantity required followed by the part number.

Order H Type bushings separately.

For Example:

Quantity	Part Number
50	AK144H

Solid Type sheaves are used up to 3.95". Web Type sheaves are used from 3.95" to 5.25", and Spoke Type sheaves are used for diameters larger than 5.25".

Product No. Series 7801

ONE GROOVE "3L" — "4L"

Taper Bushed

[For Use with No. 1 (3L) or No. 2 (4L) Section Truflex V-Belts]

Part No.	Suggested List Price	Product No.	O.D. (In.)	Pitch Diameter (In.)		Wt. Ea. (Lbs.)
				3L	4L	
AK30H	\$18.84	7801-0030	3.05	2.46	2.80	1.20
AK32H	23.28	7801-0032	3.25	2.66	3.00	1.40
AK34H	23.52	7801-0034	3.45	2.86	3.20	1.10
AK39H	24.96	7801-0100	3.75	3.16	3.50	1.30
AK41H	25.32	7801-0101	3.95	3.36	3.70	1.60
AK44H	25.56	7801-0102	4.25	3.66	4.00	1.70
AK46H	25.92	7801-0103	4.45	3.86	4.20	1.70
AK49H	26.28	7801-0104	4.75	4.16	4.50	2.10
AK51H	26.64	7801-0105	4.95	4.36	4.70	2.10
AK54H	27.00	7801-0106	5.25	4.66	5.00	2.30
AK56H	27.36	7801-0107	5.45	4.86	5.20	2.00
AK59H	27.84	7801-0108	5.75	5.16	5.50	2.10
AK61H	28.44	7801-0109	5.95	5.36	5.70	2.20
AK64H	29.16	7801-0110	6.25	5.66	6.00	2.20
AK66H	30.12	7801-0111	6.45	5.86	6.20	2.40
AK69H	33.00	7801-0112	6.75	6.16	6.50	2.50
AK71H	34.80	7801-0113	6.95	6.36	6.70	2.60
AK74H	36.48	7801-0114	7.25	6.66	7.00	2.80
AK79H	39.72	7801-0115	7.75	7.16	7.50	3.20
AK84H	42.24	7801-0118	8.25	7.66	8.00	3.60
AK89H	45.48	7801-0116	8.75	8.16	8.50	3.80
AK94H	49.20	7801-0120	9.25	8.66	9.00	3.90
AK99H	52.20	7801-0121	9.75	9.16	9.50	4.30
AK104H	52.92	7801-0122	10.25	9.66	10.00	4.50
AK109H	55.68	7801-0123	10.75	10.16	10.50	4.70
AK114H	57.36	7801-0124	11.25	10.66	11.00	4.90
AK124H	62.76	7801-0126	12.25	11.66	12.00	5.50
AK134H	72.36	7801-0128	13.25	12.66	13.00	6.10
AK144H	81.24	7801-0130	14.25	13.66	14.00	7.10
AK154H	89.40	7801-0131	15.25	14.66	15.00	9.40
AK184H	105.60	7801-0133	18.25	17.66	18.00	15.00

⁷Pitch diameter is a reference diameter only.

Sheaves Do Not Include Bushings • Prices Subject To Change Without Notice





Bushed Light-Duty Sheaves (continued)

... for use with Truflex® V-Belts

Product No. Series 7801 (continued)

ONE GROOVE "4L" — "5L"

Taper Bushed

[For Use with No. 2 (4L) or No. 3 (5L) Section Truflex V-Belts]

Part No.	Suggested List Price	Product No.	O.D. (In.)	Pitch Diameter (In.)		Wt. Ea. (Lbs.)
				4L	5L	
BK30H	\$26.04	7801-0140	3.15	2.40	2.80	1.20
BK32H	27.72	7801-0142	3.35	2.60	3.00	1.40
BK34H	27.72	7801-0144	3.55	2.80	3.20	1.60
BK36H	27.96	7801-0150	3.75	3.00	3.40	1.20
BK40H	27.96	7801-0151	3.95	3.20	3.60	1.40
BK45H	28.56	7801-0152	4.25	3.50	3.90	1.70
BK47H	29.28	7801-0153	4.45	3.70	4.10	1.90
BK50H	29.88	7801-0154	4.75	4.00	4.40	2.10
BK52H	30.48	7801-0155	4.95	4.20	4.60	2.30
BK55H	31.20	7801-0156	5.25	4.50	4.90	2.40
BK57H	31.80	7801-0157	5.45	4.70	5.10	2.40
BK60H	32.16	7801-0158	5.75	5.00	5.40	2.30
BK62H	33.84	7801-0159	5.95	5.20	5.60	2.40
BK65H	36.12	7801-0160	6.25	5.50	5.90	2.80
BK67H	37.20	7801-0161	6.45	5.70	6.10	2.80
BK70H	38.40	7801-0162	6.75	6.00	6.40	2.90
BK72H	40.20	7801-0163	6.95	6.20	6.60	2.90
BK75H	41.88	7801-0164	7.25	6.50	6.90	3.10
BK77H	42.48	7801-0165	7.45	6.70	7.10	3.20
BK80H	43.20	7801-0166	7.75	7.00	7.40	3.20
BK85H	47.88	7801-0168	8.25	7.50	7.90	3.70
BK90H	51.00	7801-0169	8.75	8.00	8.40	4.00
BK95H	54.84	7801-0170	9.25	8.50	8.90	4.50
BK100H	56.88	7801-0171	9.75	9.00	9.40	4.80
BK105H	58.08	7801-0172	10.25	9.50	9.90	5.30
BK110H	62.64	7801-0173	10.75	10.00	10.40	5.40
BK115H	64.56	7801-0174	11.25	10.50	10.90	5.70
BK120H	69.24	7801-0175	11.75	11.00	11.40	5.80
BK130H	75.84	7801-0177	12.75	12.00	12.40	6.50
BK140H	85.92	7801-0179	13.75	13.00	13.40	7.70
BK150H	93.36	7801-0180	14.75	14.00	14.40	8.50
BK160H	100.44	7801-0182	15.75	15.00	15.40	9.60
BK190H	137.40	7801-0184	18.75	18.00	18.40	17.00

⁷Pitch diameter is a reference diameter only.

LIGHT DUTY SHEAVES

Sheaves Do Not Include Bushings • Prices Subject To Change Without Notice





Bushed Light-Duty Sheaves (continued)

...for use with Truflex® V-Belts

Product No. Series 7801 (continued)

TWO GROOVE "3L" — "4L"

Taper Bushed

[For Use with No. 1 (3L) or No. 2 (4L) Section Truflex V-Belts]

Part No.	Suggested List Price	Product No.	O.D. (In.)	Pitch Diameter (In.)		Wt. Ea. (Lbs.)
				3L	4L	
2AK30H	\$40.08	7801-0197	3.05	2.46	2.80	1.60
2AK32H	45.00	7801-0198	3.25	2.66	3.00	2.00
2AK34H	45.00	7801-0199	3.45	2.86	3.20	1.60
2AK39H	46.32	7801-0200	3.75	3.16	3.50	1.80
2AK41H	51.24	7801-0201	3.95	3.36	3.70	2.00
2AK44H	53.04	7801-0202	4.25	3.66	4.00	2.30
2AK46H	55.44	7801-0203	4.45	3.86	4.20	2.60
2AK49H	56.52	7801-0204	4.75	4.16	4.50	2.90
2AK51H	58.08	7801-0205	4.95	4.36	4.70	3.20
2AK54H	61.32	7801-0206	5.25	4.66	5.00	3.50
2AK56H	61.44	7801-0207	5.45	4.86	5.20	2.80
2AK59H	62.04	7801-0208	5.75	5.16	5.50	3.40
2AK61H	63.48	7801-0209	5.95	5.36	5.70	3.40
2AK64H	66.96	7801-0210	6.25	5.66	6.00	3.70
2AK74H	74.88	7801-0214	7.25	6.66	7.00	4.40
2AK84H	83.04	7801-0218	8.25	7.66	8.00	5.10
2AK94H	89.28	7801-0220	9.25	8.66	9.00	5.80
2AK104H	93.48	7801-0222	10.25	9.66	10.00	6.00
2AK114H	104.04	7801-0224	11.25	10.66	11.00	7.50
2AK124H	109.68	7801-0226	12.25	11.66	12.00	8.30
2AK134H	116.16	7801-0228	13.25	12.66	13.00	9.00
2AK144H	122.88	7801-0230	14.25	13.66	14.00	9.70
2AK154H	137.64	7801-0231	15.25	14.66	15.00	11.90
2AK184H	181.32	7801-0233	18.25	17.66	18.00	24.00

⁷Pitch diameter is a reference diameter only.

TWO GROOVE "4L" — "5L"

Taper Bushed

[For Use with No. 2 (4L) or No. 3 (5L) Section Truflex V-Belts]

Part No.	Suggested List Price	Product No.	O.D. (In.)	Pitch Diameter (In.)		Wt. Ea. (Lbs.)
				4L	5L	
2BK32H	\$47.52	7801-0248	3.35	2.60	3.00	2.20
2BK34H	47.76	7801-0249	3.55	2.80	3.20	2.40
2BK36H	48.72	7801-0250	3.75	3.00	3.40	2.10
2BK40H	49.20	7801-0251	3.95	3.20	3.60	2.00
2BK45H	50.52	7801-0252	4.25	3.50	3.90	2.40
2BK47H	55.68	7801-0253	4.45	3.70	4.10	2.60
2BK50H	56.64	7801-0254	4.75	4.00	4.40	3.10
2BK52H	58.08	7801-0255	4.95	4.20	4.60	3.40
2BK55H	62.88	7801-0256	5.25	4.50	4.90	3.80
2BK57H	63.96	7801-0257	5.45	4.70	5.10	4.00
2BK60H	65.40	7801-0258	5.75	5.00	5.40	4.60
2BK62H	66.24	7801-0259	5.95	5.20	5.60	4.00
2BK65H	71.52	7801-0260	6.25	5.50	5.90	4.30
2BK67H	72.72	7801-0261	6.45	5.70	6.10	4.40
2BK70H	74.64	7801-0262	6.75	6.00	6.40	4.90
2BK80H	86.76	7801-0266	7.75	7.00	7.40	5.60
2BK90H	88.32	7801-0269	8.75	8.00	8.40	6.70
2BK100H	102.60	7801-0271	9.75	9.00	9.40	7.60
2BK110H	111.36	7801-0273	10.75	10.00	10.40	8.10
2BK120H	126.96	7801-0275	11.75	11.00	11.40	9.70
2BK130H	136.32	7801-0277	12.75	12.00	12.40	11.50
2BK140H	154.32	7801-0279	13.75	13.00	13.40	11.60
2BK160H	161.88	7801-0282	15.75	15.00	15.40	14.10
2BK190H	181.68	7801-0284	18.75	18.00	18.40	26.00

⁷Pitch diameter is a reference diameter only.

Sheaves Do Not Include Bushings • Prices Subject To Change Without Notice



LIGHT DUTY SHEAVES



Taper-Lock* Sprockets for Poly Chain® GT® 2 Belts

Markets/Applications

Use with Poly Chain GT2 Belts or Poly Chain GT Belts.

Features/Advantages

- Full Split in Bushing allows Easy Installation and Removal
- Precise Sprocket Design produces Positive, Press Fit to Shaft
- Smaller, Narrower Sprockets
- Save Shaft Space
- Load Closer to Bearing
- Extends Life of Reducer
- Keeps OverHung Load Below Manufacturers recommendation
- Quiet Operation
- Precision Manufactured
- Transmit Higher HP/Torque
- Static Balanced

How to Describe and Order

Specify quantity required followed by the part number.

For Example:

Quantity **Part Number**
2 8MX-22S-12

The three principal dimensions of a belt are:

pitch number of sprocket grooves width

On the sprocket, pitch is the distance between groove centers and is measured on the sprocket's pitch circle. The pitch circle of the sprocket coincides with the pitch line of the belt mating with it. The sprocket's pitch diameter is always greater than its outside diameter.

Sprockets for the Poly Chain GT2 belts are made in 8mm and 14mm pitches. The sprocket code symbol components are determined by using the following examples:

Pitch (mm)	Sprocket Designation and No. of Grooves	Width (mm)
8MX	48 S*	12
14MX	36 S*	20

*The "S" is used after the number of grooves to help identify it as a sprocket and avoid any confusion with the belt code.

Abbreviations used for sprocket materials:

GI = Gray Iron DI = Ductile Iron SiS = Sintered Steel

Do NOT use these sprockets with rim speeds in excess of 6,500 fpm.



Product No. Series 7715 & 7718

8mm Pitch Sprockets

For Belts 12mm Wide

Part No.	Suggested List Price	Product No.	No. of Grooves	Pitch Dia. (In.)	Wt. Ea. (Lbs.)	Material	Bore or Bushing	Bore Range (In.)
8MX-22S-12	\$95.05	7718-1022	22	2.206	.40	DI	1008	1/2 - 1
PB8MX-22S-12	95.05	7715-1222	22	2.206	1.00	DI	MPB	1/2 - 1 3/16
8MX-25S-12	79.20	7718-1025	25	2.506	.60	GI	1108	1/2 - 1 1/8
PB8MX-25S-12	79.20	7715-1225	25	2.506	1.40	DI	MPB	1/2 - 1 1/2
8MX-28S-12	83.17	7718-1028	28	2.807	.90	GI	1108	1/2 - 1 1/8
PB8MX-28S-12	83.17	7715-1228	28	2.807	1.80	DI	MPB	1/2 - 1 3/4
8MX-30S-12	87.13	7718-1030	30	3.008	1.10	GI	1108	1/2 - 1 1/8
PB8MX-30S-12	87.13	7715-1230	30	3.008	2.20	DI	MPB	1/2 - 1 13/16
8MX-32S-12	91.08	7718-1032	32	3.208	1.20	DI	1210	1/2 - 1 1/4
PB8MX-32S-12	91.08	7715-1232	32	3.208	2.50	DI	MPB	1/2 - 2
8MX-34S-12	91.08	7718-1034	34	3.409	1.10	DI	1610	1/2 - 1 11/16
8MX-36S-12	95.03	7718-1036	36	3.609	1.40	GI-SIS	1610	1/2 - 1 11/16
8MX-38S-12	99.00	7718-1038	38	3.810	1.70	GI-SIS	1610	1/2 - 1 11/16
8MX-40S-12	102.94	7718-1040	40	4.010	1.70	DI-SIS	2012	1/2 - 2 1/8
8MX-42S-12	117.45	7718-1042	42	4.211	2.10	GI	2012	1/2 - 2 1/8
8MX-45S-12	122.76	7718-1045	45	4.511	2.60	GI-SIS	2012	1/2 - 2 1/8
8MX-48S-12	138.61	7718-1048	48	4.812	3.40	GI	2012	1/2 - 2 1/8
8MX-50S-12	146.53	7718-1050	50	5.013	3.70	GI	2012	1/2 - 2 1/8
8MX-53S-12	152.20	7718-1053	53	5.314	4.70	GI	2012	1/2 - 2 1/8
8MX-56S-12	154.42	7718-1056	56	5.614	5.40	GI	2012	1/2 - 2 1/8
8MX-60S-12	190.10	7718-1060	60	6.015	6.30	GI	2012	1/2 - 2 1/8
8MX-63S-12	194.05	7718-1063	63	6.316	4.10	GI	2012	1/2 - 2 1/8
8MX-67S-12	197.55	7718-1067	67	6.717	4.30	GI	2012	1/2 - 2 1/8
8MX-71S-12	198.01	7718-1071	71	7.118	4.70	GI	2012	1/2 - 2 1/8
8MX-75S-12	198.01	7718-1075	75	7.519	5.10	GI	2012	1/2 - 2 1/8

*Taper-Lock is a registered trademark of Reliance Electric.

Sprockets Do Not Include Bushings • Prices Subject To Change Without Notice





Taper-Lock* Sprockets for Poly Chain® GT® 2 Belts (continued)

Product No. Series 7715 & 7718 (continued)

8mm Pitch Sprockets

For Belts 12mm Wide (continued)

Part No.	Suggested List Price	Product No.	No. of Grooves	Pitch Dia. (In.)	Wt. Ea. (Lbs.)	Material	Bore or Bushing	Bore Range (In.)
8MX-80S-12	\$209.89	7718-1080	80	8.020	5.80	GI	2012	1/2 - 2 1/8
8MX-90S-12	213.84	7718-1090	90	9.023	8.00	GI	2012	1/2 - 2 1/8
8MX-112S-12	269.29	7718-1112	112	11.229	12.00	GI	2012	1/2 - 2 1/8
8MX-140S-12	336.61	7718-1140	140	14.036	17.00	GI	2012	1/2 - 2 1/8
8MX-180S-12	431.66	7718-1180	180	18.046	26.60	GI	2517	1/2 - 2 11/16
8MX-224S-12	534.63	7718-1224	224	22.457	37.00	GI	2517	1/2 - 2 11/16

8mm Pitch Sprockets

For Belts 21mm Wide

Part No.	Suggested List Price	Product No.	No. of Grooves	Pitch Dia. (In.)	Wt. Ea. (Lbs.)	Material	Bore or Bushing	Bore Range (In.)
8MX-22S-21	\$118.80	7718-2022	22	2.206	.60	DI	1008	1/2 - 1
PB8MX-22S-21	118.80	7715-2022	22	2.206	1.30	DI	MPB	1/2 - 1 3/16
8MX-25S-21	118.80	7718-2025	25	2.506	.80	GI	1108	1/2 - 1 1/8
PB8MX-25S-21	118.80	7715-2025	25	2.506	1.80	DI	MPB	1/2 - 1 1/2
8MX-28S-21	122.76	7718-2028	28	2.807	1.00	GI	1108	1/2 - 1 1/8
PB8MX-28S-21	122.76	7718-2028	28	2.807	2.30	DI	MPB	1/2 - 1 3/4
8MX-30S-21	122.76	7718-2030	30	3.008	1.30	GI	1108	1/2 - 1 1/8
PB8MX-30S-21	122.76	7715-2030	30	3.008	2.80	DI	MPB	1/2 - 1 13/16
8MX-32S-21	126.73	7718-2032	32	3.208	1.40	DI	1210	1/2 - 1 1/4
PB8MX-32S-21	126.73	7715-2032	32	3.208	3.20	DI	MPB	1/2 - 2
8MX-34S-21	114.84	7718-2034	34	3.409	1.40	DI	1610	1/2 - 1 11/16
8MX-36S-21	118.80	7718-2036	36	3.609	1.60	DI-SiS	1610	1/2 - 1 11/16
8MX-38S-21	122.76	7718-2038	38	3.810	1.90	GI-SiS	1610	1/2 - 1 11/16
8MX-40S-21	130.69	7718-2040	40	4.010	2.00	DI-SiS	2012	1/2 - 2 1/8
8MX-42S-21	147.20	7718-2042	42	4.211	2.40	GI	2012	1/2 - 2 1/8
8MX-45S-21	150.48	7718-2045	45	4.511	3.00	GI-SiS	2012	1/2 - 2 1/8
8MX-48S-21	174.25	7718-2048	48	4.812	3.70	GI	2012	1/2 - 2 1/8
8MX-50S-21	186.13	7718-2050	50	5.013	4.20	GI	2012	1/2 - 2 1/8
8MX-53S-21	189.22	7718-2053	53	5.314	5.00	GI	2012	1/2 - 2 1/8
8MX-56S-21	190.10	7718-2056	56	5.614	5.80	GI	2012	1/2 - 2 1/8
8MX-60S-21	237.61	7718-2060	60	6.015	6.90	GI	2012	1/2 - 2 1/8
8MX-63S-21	237.61	7718-2063	63	6.316	4.10	GI	2012	1/2 - 2 1/8
8MX-67S-21	241.58	7718-2067	67	6.717	5.70	GI	2517	1/2 - 2 11/16
8MX-71S-21	241.58	7718-2071	71	7.118	6.10	GI	2517	1/2 - 2 11/16
8MX-75S-21	241.58	7718-2075	75	7.519	6.50	GI	2517	1/2 - 2 11/16
8MX-80S-21	261.37	7718-2080	80	8.020	7.50	GI	2517	1/2 - 2 11/16
8MX-90S-21	269.29	7718-2090	90	9.023	11.00	GI	2517	1/2 - 2 11/16
8MX-112S-21	336.61	7718-2112	112	11.229	16.00	GI	2517	1/2 - 2 11/16
8MX-140S-21	419.77	7718-2140	140	14.036	24.10	GI	2517	1/2 - 2 11/16
8MX-180S-21	538.59	7718-2180	180	18.046	39.00	GI	3020	7/8 - 3 1/4
8MX-224S-21	669.28	7718-2224	180	18.046	39.00	GI	3020	7/8 - 3 1/4

8mm Pitch Sprockets

For Belts 36mm Wide

Part No.	Suggested List Price	Product No.	No. of Grooves	Pitch Dia. (In.)	Wt. Ea. (Lbs.)	Material	Bore or Bushing	Bore Range (In.)
PB8MX-22S-36	\$126.73	7715-3022	22	2.206	2.00	DI	MPB	1/2 - 1 3/16
PB8MX-25S-36	134.65	7715-3025	25	2.506	2.70	DI	MPB	1/2 - 1 1/2
PB8MX-28S-36	150.48	7715-3028	28	2.807	3.40	DI	MPB	1/2 - 1 3/4
PB8MX-30S-36	154.45	7715-3030	30	3.008	3.90	DI	MPB	1/2 - 1 13/16
8MX-32S-36	158.41	7718-3032	32	3.208	1.70	DI	1210	1/2 - 1 1/4
PB8MX-32S-36	158.41	7715-3032	32	3.208	4.50	DI	MPB	1/2 - 2
8MX-34S-36	158.41	7718-3034	34	3.409	1.80	DI	1610	1/2 - 1 11/16
PB8MX-34S-36	158.41	7715-3034	34	3.409	5.10	DI	MPB	1/2 - 2 1/8
8MX-36S-36	162.36	7718-3036	36	3.609	2.10	DI	1610	1/2 - 1 11/16
PB8MX-36S-36	162.36	7715-3036	36	3.609	5.90	DI	MPB	1/2 - 2 5/16

*Taper-Lock is a registered trademark of Reliance Electric.

Sprockets Do Not Include Bushings • Prices Subject To Change Without Notice





Taper-Lock* Sprockets for Poly Chain® GT® 2 Belts (continued)

Product No. Series 7715 & 7718 (continued)

8mm Pitch Sprockets

For Belts 36mm Wide (continued)

Part No.	Suggested List Price	Product No.	No. of Grooves	Pitch Dia. (In.)	Wt. Ea. (Lbs.)	Material	Bore or Bushing	Bore Range (In.)
8MX-38S-36	\$162.36	7718-3038	38	3.810	2.40	DI	1610	1/2 - 1 11/16
PB8MX-38S-36	162.36	7715-3038	38	3.810	6.70	DI	MPB	1/2 - 2 7/16
8MX-40S-36	170.28	7718-3040	40	4.010	2.50	DI	2012	1/2 - 2 1/8
8MX-42S-36	174.77	7718-3042	42	4.211	2.80	DI	2012	1/2 - 2 1/8
8MX-45S-36	178.22	7718-3045	45	4.511	3.80	GI	2012	1/2 - 2 1/8
8MX-48S-36	186.13	7718-3048	48	4.812	4.30	GI	2012	1/2 - 2 1/8
8MX-50S-36	201.96	7718-3050	50	5.013	5.10	GI	2012	1/2 - 2 1/8
8MX-53S-36	210.80	7718-3053	53	5.314	5.50	GI	2012	1/2 - 2 1/8
8MX-56S-36	217.81	7718-3056	56	5.614	6.50	GI	2012	1/2 - 2 1/8
8MX-60S-36	245.53	7718-3060	60	6.015	8.90	GI	2517	1/2 - 2 11/16
8MX-63S-36	257.41	7718-3063	63	6.316	10.40	GI	2517	1/2 - 2 11/16
8MX-67S-36	265.78	7718-3067	67	6.717	6.50	GI	2517	1/2 - 2 11/16
8MX-71S-36	269.87	7718-3071	71	7.118	7.00	GI	2517	1/2 - 2 11/16
8MX-75S-36	273.26	7718-3075	75	7.519	7.30	GI	2517	1/2 - 2 11/16
8MX-80S-36	293.06	7718-3080	80	8.020	17.90	GI	3020	7/8 - 3 1/4
8MX-90S-36	352.46	7718-3090	90	9.023	24.20	GI	3020	7/8 - 3 1/4
8MX-112S-36	443.54	7718-3112	112	11.229	22.70	GI	3020	7/8 - 3 1/4
8MX-140S-36	708.87	7718-3140	140	14.036	36.20	GI	3020	7/8 - 3 1/4
8MX-180S-36	764.31	7718-3180	180	18.046	54.40	GI	3020	7/8 - 3 1/4
8MX-224S-36	819.77	7718-3224	224	22.457	91.10	GI	3525	1 3/16 - 3 15/16

8mm Pitch Sprockets

For Belts 62mm Wide

Part No.	Suggested List Price	Product No.	No. of Grooves	Pitch Dia. (In.)	Wt. Ea. (Lbs.)	Material	Bore or Bushing	Bore Range (In.)
PB8MX-22S-62	\$146.00	7715-6022	22	2.206	2.40	DI	MPB	1 - 1 3/16
PB8MX-25S-62	146.53	7715-6025	25	2.506	3.40	DI	MPB	1 - 1 1/2
PB8MX-28S-62	150.48	7715-6028	28	2.807	4.50	DI	MPB	1 - 1 3/4
PB8MX-30S-62	166.33	7715-6030	30	3.008	5.20	DI	MPB	1 - 1 13/16
PB8MX-32S-62	170.28	7715-6032	32	3.208	6.10	DI	MPB	1 - 2
8MX-34S-62	182.17	7718-6034	34	3.409	2.60	DI	1610	1/2 - 1 11/16
PB8MX-34S-62	182.17	7715-6034	34	3.409	6.90	DI	MPB	1 - 2 1/8
8MX-36S-62	190.10	7718-6036	36	3.609	2.80	DI	1610	1/2 - 1 11/16
PB8MX-36S-62	190.10	7715-6036	36	3.609	8.00	DI	MPB	1 - 2 5/16
8MX-38S-62	194.05	7718-6038	38	3.812	3.10	DI	1610	1/2 - 1 11/16
PB8MX-38S-62	194.05	7715-6038	38	3.812	9.10	DI	MPB	1 - 2 7/16
8MX-40S-62	201.96	7718-6040	40	4.010	3.30	DI	2012	1/2 - 2 1/8
PB8MX-40S-62	201.96	7715-6040	40	4.010	10.30	DI	MPB	1 - 2 9/16
8MX-42S-62	210.80	7718-6042	42	4.211	3.60	DI	2012	1/2 - 2 1/8
PB8MX-42S-62	210.80	7715-6042	42	4.211	11.60	DI	MPB	1 - 2 3/4
8MX-45S-62	229.70	7718-6045	45	4.511	5.10	DI	2012	1/2 - 2 1/8
PB8MX-45S-62	229.70	7715-6045	45	4.511	13.10	DI	MPB	1 - 2 3/4
8MX-48S-62	237.61	7718-6048	48	4.812	5.10	GI	2517	1/2 - 2 11/16
8MX-50S-62	241.58	7718-6050	50	5.013	6.30	GI	2517	1/2 - 2 11/16
8MX-53S-62	254.12	7718-6053	53	5.314	6.70	GI	2517	1/2 - 2 11/16
8MX-56S-62	265.33	7718-6056	56	5.614	8.30	GI	2517	1/2 - 2 11/16
8MX-60S-62	308.89	7718-6060	60	6.015	8.90	GI	3020	7/8 - 3 1/4
8MX-63S-62	324.74	7718-6063	63	6.316	9.90	GI	3020	7/8 - 3 1/4
8MX-67S-62	329.01	7718-6067	67	6.717	12.00	GI	3020	7/8 - 3 1/4
8MX-71S-62	332.18	7718-6071	71	7.118	14.40	GI	3020	7/8 - 3 1/4
8MX-75S-62	336.61	7718-6075	75	7.519	16.80	GI	3020	7/8 - 3 1/4
8MX-80S-62	372.26	7718-6080	80	8.020	20.50	GI	3020	7/8 - 3 1/4
8MX-90S-62	463.34	7718-6090	90	9.023	30.10	GI	3020	7/8 - 3 1/4
8MX-112S-62	586.11	7718-6112	112	11.229	31.00	GI	3020	7/8 - 3 1/4
8MX-140S-62	819.77	7718-6140	140	14.036	62.80	GI	3525	1 3/16 - 3 15/16
8MX-180S-62	867.29	7718-6180	180	18.046	91.60	GI	3525	1 3/16 - 3 15/16
8MX-224S-62	922.73	7718-6224	224	22.457	127.10	GI	3525	1 3/16 - 3 15/16

*Taper-Lock is a registered trademark of Reliance Electric.

Sprockets Do Not Include Bushings • Prices Subject To Change Without Notice





Taper-Lock* Sprockets for Poly Chain® GT® 2 Belts (continued)

Product No. Series 7716 & 7719

14mm Pitch Sprockets For Belts 20mm Wide

Part No.	Suggested List Price	Product No.	No. of Grooves	Pitch Dia. (In.)	Wt. Ea. (Lbs.)	Material	Bore or Bushing	Bore Range (In.)
14MX-28S-20	\$142.57	7719-2028	28	4.912	3.90	GI	2012	1/2 - 2 1/8
14MX-29S-20	154.45	7719-2029	29	5.088	4.30	GI	2012	1/2 - 2 1/8
14MX-30S-20	154.45	7719-2030	30	5.263	4.80	GI	2012	1/2 - 2 1/8
14MX-31S-20	170.28	7719-2031	31	5.439	5.30	GI	2012	1/2 - 2 1/8
14MX-32S-20	170.28	7719-2032	32	5.614	5.80	GI	2012	1/2 - 2 1/8
14MX-33S-20	174.25	7719-2033	33	5.790	6.30	GI	2012	1/2 - 2 1/8
14MX-34S-20	174.25	7719-2034	34	5.965	6.80	GI	2012	1/2 - 2 1/8
14MX-35S-20	190.10	7719-2035	35	6.141	7.30	GI	2012	1/2 - 2 1/8
14MX-36S-20	190.10	7719-2036	36	6.316	8.40	GI	2517	1/2 - 2 11/16
14MX-37S-20	213.84	7719-2037	37	6.492	9.30	GI	2517	1/2 - 2 11/16
14MX-38S-20	213.84	7719-2038	38	6.667	9.90	GI	2517	1/2 - 2 11/16
14MX-39S-20	221.76	7719-2039	39	6.842	10.70	GI	2517	1/2 - 2 11/16
14MX-40S-20	221.76	7719-2040	40	7.018	11.40	GI	2517	1/2 - 2 11/16
14MX-43S-20	257.41	7719-2043	43	7.544	14.00	GI	2517	1/2 - 2 11/16
14MX-45S-20	265.33	7719-2045	45	7.895	15.00	GI	3020	7/8 - 3 1/4
14MX-48S-20	277.22	7719-2048	48	8.421	18.20	GI	3020	7/8 - 3 1/4
14MX-50S-20	289.10	7719-2050	50	8.772	20.80	GI	3020	7/8 - 3 1/4
14MX-53S-20	293.06	7719-2053	53	9.299	24.10	GI	3020	7/8 - 3 1/4
14MX-56S-20	293.06	7719-2056	56	9.825	30.20	GI	3525	1 3/16 - 3 15/16
14MX-60S-20	380.18	7719-2060	60	10.527	36.90	GI	3525	1 3/16 - 3 15/16
14MX-63S-20	435.62	7719-2063	63	11.053	42.30	GI	3525	1 3/16 - 3 15/16
14MX-67S-20	451.20	7719-2067	67	11.755	50.30	GI	3525	1 3/16 - 3 15/16
14MX-71S-20	455.42	7719-2071	71	12.457	40.60	GI	3525	1 3/16 - 3 15/16
14MX-75S-20	495.02	7719-2075	75	13.158	42.30	GI	3525	1 3/16 - 3 15/16
14MX-80S-20	530.67	7719-2080	80	14.036	48.00	GI	3525	1 3/16 - 3 15/16
14MX-90S-20	538.59	7719-2090	90	15.790	53.80	GI	3525	1 3/16 - 3 15/16
14MX-112S-20	609.87	7719-2112	112	19.650	70.10	GI	3525	1 3/16 - 3 15/16
14MX-140S-20	799.95	7719-2140	140	24.562	94.80	GI	3525	1 3/16 - 3 15/16
14MX-168S-20	1074.41	7719-2168	168	29.475	120.80	GI	3525	1 3/16 - 3 15/16
14MX-180S-20	1192.01	7719-2180	180	31.580	134.60	GI	3525	1 3/16 - 3 15/16
14MX-200S-20	1651.39	7719-2200	200	35.089	158.10	GI	3525	1 3/16 - 3 15/16
14MX-224S-20	2114.74	7719-2224	224	39.300	201.10	GI	4030	1 7/16 - 4 7/16

14mm Pitch Sprockets For Belts 37mm Wide

Part No.	Suggested List Price	Product No.	No. of Grooves	Pitch Dia. (In.)	Wt. Ea. (Lbs.)	Material	Bore or Bushing	Bore Range (In.)
14MX-28S-37	\$178.22	7719-3028	28	4.912	5.20	GI	2012	1/2 - 2 1/8
PB14MX-28S-37	178.22	7716-3028	28	4.912	11.70	DI	MPB	1/2 - 2 15/16
14MX-29S-37	188.43	7719-3029	29	5.088	5.10	GI	2517	1/2 - 2 11/16
14MX-30S-37	194.05	7719-3030	30	5.263	5.80	GI	2517	1/2 - 2 11/16
14MX-31S-37	204.87	7719-3031	31	5.439	6.40	GI	2517	1/2 - 2 11/16
14MX-32S-37	213.84	7719-3032	32	5.614	7.20	GI	2517	1/2 - 2 11/16
14MX-33S-37	219.74	7719-3033	33	5.790	7.80	GI	2517	1/2 - 2 11/16
14MX-34S-37	225.13	7719-3034	34	5.965	8.70	GI	2517	1/2 - 2 11/16
14MX-35S-37	232.66	7719-3035	35	6.141	9.30	GI	2517	1/2 - 2 11/16
14MX-36S-37	237.40	7719-3036	36	6.316	10.20	GI	2517	1/2 - 2 11/16
14MX-37S-37	249.11	7719-3037	37	6.492	10.80	GI	2517	1/2 - 2 11/16
14MX-38S-37	273.26	7719-3038	38	6.667	10.30	GI	3020	7/8 - 3 1/4
14MX-39S-37	278.88	7719-3039	39	6.842	11.30	GI	3020	7/8 - 3 1/4
14MX-40S-37	281.18	7719-3040	40	7.018	12.30	GI	3020	7/8 - 3 1/4
14MX-43S-37	324.74	7719-3043	43	7.544	15.60	GI	3020	7/8 - 3 1/4
14MX-45S-37	332.66	7719-3045	45	7.895	18.00	GI	3020	7/8 - 3 1/4
14MX-48S-37	344.54	7719-3048	48	8.421	21.50	GI	3020	7/8 - 3 1/4
14MX-50S-37	360.37	7719-3050	50	8.772	24.10	GI	3020	7/8 - 3 1/4
14MX-53S-37	365.42	7719-3053	53	9.299	28.30	GI	3020	7/8 - 3 1/4
14MX-56S-37	368.29	7719-3056	56	9.825	33.00	GI	3525	1 3/16 - 3 15/16

*Taper-Lock is a registered trademark of Reliance Electric.

Sprockets Do Not Include Bushings • Prices Subject To Change Without Notice





Taper-Lock* Sprockets for Poly Chain® GT® 2 Belts (continued)

Product No. Series 7716 & 7719 (continued)

**14mm Pitch Sprockets
For Belts 37mm Wide (continued)**

Part No.	Suggested List Price	Product No.	No. of Grooves	Pitch Dia. (In.)	Wt. Ea. (Lbs.)	Material	Bore or Bushing	Bore Range (In.)
14MX-60S-37	\$475.23	7719-3060	60	10.527	40.60	GI	3525	1 ³ / ₁₆ - 3 ¹⁵ / ₁₆
14MX-63S-37	542.54	7719-3063	63	11.053	46.70	GI	3525	1 ³ / ₁₆ - 3 ¹⁵ / ₁₆
14MX-67S-37	557.01	7719-3067	67	11.755	55.60	GI	3525	1 ³ / ₁₆ - 3 ¹⁵ / ₁₆
14MX-71S-37	570.27	7719-3071	71	12.457	61.20	GI	3525	1 ³ / ₁₆ - 3 ¹⁵ / ₁₆
14MX-75S-37	574.23	7719-3075	75	13.158	46.90	GI	3525	1 ³ / ₁₆ - 3 ¹⁵ / ₁₆
14MX-80S-37	586.11	7719-3080	80	14.036	52.50	GI	3525	1 ³ / ₁₆ - 3 ¹⁵ / ₁₆
14MX-90S-37	601.95	7719-3090	90	15.790	61.50	GI	3525	1 ³ / ₁₆ - 3 ¹⁵ / ₁₆
14MX-112S-37	764.31	7719-3112	112	19.650	89.10	GI	3525	1 ³ / ₁₆ - 3 ¹⁵ / ₁₆
14MX-140S-37	1001.93	7719-3140	140	24.562	125.50	GI	3525	1 ³ / ₁₆ - 3 ¹⁵ / ₁₆
14MX-168S-37	1293.00	7719-3168	168	29.475	175.10	GI	4030	1 ³ / ₁₆ - 4 ⁷ / ₁₆
14MX-180S-37	1417.75	7719-3180	180	31.580	191.40	GI	4030	1 ⁷ / ₁₆ - 4 ⁷ / ₁₆
14MX-200S-37	1976.13	7719-3200	200	35.089	224.90	GI	4030	1 ⁷ / ₁₆ - 4 ⁷ / ₁₆
14MX-224S-37	2538.48	7719-3224	224	39.300	267.70	GI	4030	1 ⁷ / ₁₆ - 4 ⁷ / ₁₆

**14mm Pitch Sprockets
For Belts 68mm Wide**

Part No.	Suggested List Price	Product No.	No. of Grooves	Pitch Dia. (In.)	Wt. Ea. (Lbs.)	Material	Bore or Bushing	Bore Range (In.)
PB14MX-28S-68	\$293.06	7716-6028	28	4.912	17.40	DI	MPB	1 - 2 ¹⁵ / ₁₆
14MX-29S-68	306.24	7719-6029	29	5.088	7.00	GI	2517	1/2 - 2 ¹¹ / ₁₆
PB14MX-29S-68	306.24	7716-6029	29	5.088	19.10	DI	MPB	1 - 3 ³ / ₁₆
14MX-30S-68	316.81	7719-6030	30	5.263	8.02	GI	2517	1/2 - 2 ¹¹ / ₁₆
PB14MX-30S-68	316.81	7716-6030	30	5.263	20.30	DI	MPB	1 - 3 ³ / ₁₆
14MX-31S-68	333.01	7719-6031	31	5.439	8.80	GI	2517	1/2 - 2 ¹¹ / ₁₆
PB14MX-31S-68	333.01	7716-6031	31	5.439	21.90	DI	MPB	1 - 3 ⁷ / ₁₆
14MX-32S-68	348.49	7719-6032	32	5.614	10.00	GI	2517	1/2 - 2 ¹¹ / ₁₆
PB14MX-32S-68	348.49	7716-6032	32	5.614	23.20	DI	MPB	1 - 3 ⁷ / ₁₆
14MX-33S-68	355.00	7719-6033	33	5.790	10.50	GI	2517	1/2 - 2 ¹¹ / ₁₆
PB14MX-33S-68	355.00	7716-6033	33	5.790	25.90	DI	MPB	1 - 3 ¹ / ₂
14MX-34S-68	360.37	7719-6034	34	5.965	11.80	GI	2517	1/2 - 2 ¹¹ / ₁₆
PB14MX-34S-68	360.37	7716-6034	34	5.965	27.30	DI	MPB	1 - 3 ¹ / ₂
14MX-35S-68	368.56	7719-6035	35	6.141	10.30	DI	3020	7/8 - 3 ¹ / ₄
14MX-36S-68	376.23	7719-6036	36	6.316	11.70	DI	3020	7/8 - 3 ¹ / ₄
14MX-37S-68	380.44	7719-6037	37	6.492	12.30	GI	3020	7/8 - 3 ¹ / ₄
14MX-38S-68	384.14	7719-6038	38	6.667	13.80	GI	3020	7/8 - 3 ¹ / ₄
14MX-39S-68	392.38	7719-6039	39	6.842	14.60	GI	3020	7/8 - 3 ¹ / ₄
14MX-40S-68	399.98	7719-6040	40	7.018	16.20	GI	3020	7/8 - 3 ¹ / ₄
14MX-43S-68	425.29	7719-6043	43	7.544	18.40	GI	3020	7/8 - 3 ¹ / ₄
14MX-45S-68	433.19	7719-6045	45	7.895	21.90	GI	3020	7/8 - 3 ¹ / ₄
14MX-48S-68	448.75	7719-6048	48	8.421	25.70	DI	3525	1 ³ / ₁₆ - 3 ¹⁵ / ₁₆
14MX-50S-68	459.37	7719-6050	50	8.772	28.50	DI	3525	1 ³ / ₁₆ - 3 ¹⁵ / ₁₆
14MX-53S-68	485.62	7719-6053	53	9.299	33.70	GI	3525	1 ³ / ₁₆ - 3 ¹⁵ / ₁₆
14MX-56S-68	510.86	7719-6056	56	9.825	39.00	GI	3525	1 ³ / ₁₆ - 3 ¹⁵ / ₁₆
14MX-60S-68	605.90	7719-6060	60	10.527	46.40	GI	3525	1 ³ / ₁₆ - 3 ¹⁵ / ₁₆
14MX-63S-68	625.71	7719-6063	63	11.053	52.30	GI	3525	1 ³ / ₁₆ - 3 ¹⁵ / ₁₆
14MX-67S-68	647.70	7719-6067	67	11.755	56.40	GI	3525	1 ³ / ₁₆ - 3 ¹⁵ / ₁₆
14MX-71S-68	665.30	7719-6071	71	12.457	64.10	GI	3525	1 ³ / ₁₆ - 3 ¹⁵ / ₁₆
14MX-75S-68	728.67	7719-6075	75	13.158	56.90	GI	3525	1 ³ / ₁₆ - 3 ¹⁵ / ₁₆
14MX-80S-68	796.00	7719-6080	80	14.036	62.10	GI	3525	1 ³ / ₁₆ - 3 ¹⁵ / ₁₆
14MX-90S-68	815.69	7719-6090	90	15.790	86.20	GI	4030	1 ⁷ / ₁₆ - 4 ⁷ / ₁₆
14MX-112S-68	958.36	7719-6112	112	19.650	135.10	GI	4030	1 ⁷ / ₁₆ - 4 ⁷ / ₁₆
14MX-140S-68	1231.62	7719-6140	140	24.562	189.00	GI	4030	1 ⁷ / ₁₆ - 4 ⁷ / ₁₆
14MX-168S-68	1744.46	7719-6168	168	29.475	259.50	GI	4535	1 ¹⁵ / ₁₆ - 4 ¹⁵ / ₁₆
14MX-180S-68	1964.26	7719-6180	180	31.580	288.60	GI	4535	1 ¹⁵ / ₁₆ - 4 ¹⁵ / ₁₆
14MX-200S-68	2637.48	7719-6200	200	35.089	331.90	GI	4535	1 ¹⁵ / ₁₆ - 4 ¹⁵ / ₁₆
14MX-224S-68	2989.93	7719-6224	224	39.300	404.30	GI	5040	2 ⁷ / ₁₆ - 5

*Taper-Lock is a registered trademark of Reliance Electric.

Sprockets Do Not Include Bushings • Prices Subject To Change Without Notice





Taper-Lock* Sprockets for Poly Chain® GT[®] 2 Belts (continued)

Product No. Series 7716 & 7719 (continued)

14mm Pitch Sprockets For Belts 90mm Wide

Part No.	Suggested List Price	Product No.	No. of Grooves	Pitch Dia. (In.)	Wt. Ea. (Lbs.)	Material	Bore or Bushing	Bore Range (In.)
PB14MX-28S-90	\$360.31	7716-9028	28	4.912	20.40	DI	MPB	1½ - 2 ¹⁵ / ₁₆
PB14MX-29S-90	375.15	7716-9029	29	5.088	22.00	DI	MPB	1½ - 3 ³ / ₁₆
PB14MX-30S-90	391.72	7716-9030	30	5.263	23.60	DI	MPB	1½ - 3 ³ / ₁₆
PB14MX-31S-90	406.55	7716-9031	31	5.439	25.50	DI	MPB	1½ - 3 ⁷ / ₁₆
PB14MX-32S-90	418.81	7716-9032	32	5.614	27.10	DI	MPB	1½ - 3 ⁷ / ₁₆
PB14MX-33S-90	423.23	7716-9033	33	5.790	30.20	DI	MPB	1½ - 3½
PB14MX-34S-90	427.64	7716-9034	34	5.965	31.90	DI	MPB	1½ - 3½
14MX-35S-90	434.62	7719-9035	35	6.141	12.10	DI	3020	7/8 - 3¼
PB14MX-35S-90	434.62	7716-9035	35	6.141	34.60	DI	MPB	1½ - 3 ¹³ / ₁₆
14MX-36S-90	440.43	7719-9036	36	6.316	13.90	DI	3020	7/8 - 3¼
PB14MX-36S-90	440.43	7716-9036	36	6.316	36.40	DI	MPB	1½ - 3 ¹³ / ₁₆
14MX-37S-90	450.01	7719-9037	37	6.492	14.20	GI	3020	7/8 - 3¼
PB14MX-37S-90	450.01	7716-9037	37	6.492	39.00	DI	MPB	1½ - 4 ¹ / ₈
14MX-38S-90	459.03	7719-9038	38	6.667	16.10	GI	3020	7/8 - 3¼
PB14MX-38S-90	459.03	7716-9038	38	6.667	41.00	DI	MPB	1½ - 4 ¹ / ₈
14MX-39S-90	466.99	7719-9039	39	6.842	16.80	GI	3020	7/8 - 3¼
PB14MX-39S-90	466.99	7716-9039	39	6.842	43.60	DI	MPB	1½ - 4 ³ / ₈
14MX-40S-90	474.88	7719-9040	40	7.018	18.80	GI	3020	7/8 - 3¼
PB14MX-40S-90	474.88	7716-9040	40	7.018	45.60	DI	MPB	1½ - 4 ³ / ₈
14MX-43S-90	478.62	7719-9043	43	7.544	20.90	DI	3525	1 ³ / ₁₆ - 3 ¹⁵ / ₁₆
14MX-45S-90	498.79	7719-9045	45	7.895	24.30	DI	3525	1 ³ / ₁₆ - 3 ¹⁵ / ₁₆
14MX-48S-90	522.00	7719-9048	48	8.421	28.90	DI	3525	1 ³ / ₁₆ - 3 ¹⁵ / ₁₆
14MX-50S-90	569.69	7719-9050	50	8.772	31.50	DI	3525	1 ³ / ₁₆ - 3 ¹⁵ / ₁₆
14MX-53S-90	595.53	7719-9053	53	9.299	37.40	GI	3525	1 ³ / ₁₆ - 3 ¹⁵ / ₁₆
14MX-56S-90	620.36	7719-9056	56	9.825	43.20	GI	4030	1 ⁷ / ₁₆ - 4 ⁷ / ₁₆
14MX-60S-90	691.44	7719-9060	60	10.527	52.20	GI	4030	1 ⁷ / ₁₆ - 4 ⁷ / ₁₆
14MX-63S-90	713.14	7719-9063	63	11.053	59.30	GI	4030	1 ⁷ / ₁₆ - 4 ⁷ / ₁₆
14MX-67S-90	738.67	7719-9067	67	11.755	71.30	GI	4030	1 ⁷ / ₁₆ - 4 ⁷ / ₁₆
14MX-71S-90	763.14	7719-9071	71	12.457	81.60	GI	4030	1 ⁷ / ₁₆ - 4 ⁷ / ₁₆
14MX-75S-90	818.87	7719-9075	75	13.158	95.90	GI	4030	1 ⁷ / ₁₆ - 4 ⁷ / ₁₆
14MX-80S-90	886.93	7719-9080	80	14.036	94.10	GI	4030	1 ⁷ / ₁₆ - 4 ⁷ / ₁₆
14MX-90S-90	896.80	7719-9090	90	15.790	94.50	GI	4030	1 ⁷ / ₁₆ - 4 ⁷ / ₁₆
14MX-112S-90	1108.17	7719-9112	112	19.650	173.70	GI	4535	1 ¹⁵ / ₁₆ - 4 ¹⁵ / ₁₆
14MX-140S-90	1433.38	7719-9140	140	24.562	245.30	GI	5040	2 ⁷ / ₁₆ - 5
14MX-168S-90	1932.42	7719-9168	168	29.475	395.10	GI	6050	4 ⁷ / ₁₆ - 6
14MX-180S-90	2146.15	7719-9180	180	31.580	429.40	GI	6050	4 ⁷ / ₁₆ - 6
14MX-200S-90	2998.21	7719-9200	200	35.089	493.00	GI	6050	4 ⁷ / ₁₆ - 6
14MX-224S-90	3356.79	7719-9224	224	39.300	562.60	GI	6050	4 ⁷ / ₁₆ - 6

14mm Pitch Sprockets For Belts 125mm Wide

Part No.	Suggested List Price	Product No.	No. of Grooves	Pitch Dia. (In.)	Wt. Ea. (Lbs.)	Material	Bore or Bushing	Bore Range (In.)
PB14MX-28S-125	\$467.30	7716-8028	28	4.912	24.80	DI	MPB	1½ - 2 ¹⁵ / ₁₆
PB14MX-29S-125	487.45	7716-8029	29	5.087	27.20	DI	MPB	1½ - 3 ³ / ₁₆
PB14MX-30S-125	510.86	7716-8030	30	5.263	29.20	DI	MPB	1½ - 3 ³ / ₁₆
PB14MX-31S-125	520.33	7716-8031	31	5.438	31.60	DI	MPB	1½ - 3 ⁷ / ₁₆
PB14MX-32S-125	530.67	7716-8032	32	5.614	33.80	DI	MPB	1½ - 3 ⁷ / ₁₆
PB14MX-33S-125	532.12	7716-8033	33	5.790	37.30	DI	MPB	1½ - 3½
PB14MX-34S-125	534.63	7716-8034	34	5.965	39.60	DI	MPB	1½ - 3½
PB14MX-35S-125	539.01	7716-8035	35	6.140	42.90	DI	MPB	1½ - 3 ¹³ / ₁₆
PB14MX-36S-125	542.54	7716-8036	36	6.315	45.30	DI	MPB	1½ - 3 ¹³ / ₁₆
PB14MX-37S-125	561.13	7716-8037	37	6.491	48.50	DI	MPB	1½ - 4 ¹ / ₈
PB14MX-38S-125	578.19	7716-8038	38	6.666	51.10	DI	MPB	1½ - 4 ¹ / ₈
PB14MX-39S-125	587.00	7716-8039	39	6.842	54.30	DI	MPB	1½ - 4 ³ / ₈
PB14MX-40S-125	594.02	7716-8040	40	7.017	57.00	DI	MPB	1½ - 4 ³ / ₈
PB14MX-43S-125	641.55	7716-8043	43	7.543	68.20	DI	MPB	1½ - 4 ¹³ / ₁₆
PB14MX-45S-125	681.15	7716-8045	45	7.894	75.00	DI	MPB	1½ - 5

*Taper-Lock is a registered trademark of Reliance Electric.

Sprockets Do Not Include Bushings • Prices Subject To Change Without Notice



SPROCKETS



Taper-Lock* Sprockets for Poly Chain® GT® 2 Belts (continued)

Product No. Series 7716 & 7719 (continued)

14mm Pitch Sprockets For Belts 125mm Wide (continued)

Part No.	Suggested List Price	Product No.	No. of Grooves	Pitch Dia. (In.)	Wt. Ea. (Lbs.)	Material	Bore or Bushing	Bore Range (In.)
PB14MX-48S-125	\$728.67	7716-8048	48	8.421	86.30	DI	MPB	1½ – 5⅝
14MX-50S-125	745.15	7719-8050	50	8.771	38.00	GI	4535	1⅝ ₁₆ – 4⅝ ₁₆
14MX-53S-125	760.02	7719-8053	53	9.290	46.00	GI	4535	1⅝ ₁₆ – 4⅝ ₁₆
14MX-56S-125	794.57	7719-8056	56	9.824	53.60	GI	4535	1⅝ ₁₆ – 4⅝ ₁₆
14MX-60S-125	827.50	7719-8060	60	10.526	64.30	GI	4535	1⅝ ₁₆ – 4⅝ ₁₆
14MX-63S-125	852.23	7719-8063	63	11.052	72.80	GI	4535	1⅝ ₁₆ – 4⅝ ₁₆
14MX-67S-125	885.00	7719-8067	67	11.754	88.20	GI	4535	1⅝ ₁₆ – 4⅝ ₁₆
14MX-71S-125	918.77	7719-8071	71	12.455	103.00	GI	5040	2⅞ ₁₆ – 5
14MX-75S-125	962.32	7719-8075	75	13.157	117.00	GI	5040	2⅞ ₁₆ – 5
14MX-80S-125	1029.65	7719-8080	80	14.034	136.00	GI	5040	2⅞ ₁₆ – 5
14MX-90S-125	1119.88	7719-8090	90	15.790	135.00	GI	5040	2⅞ ₁₆ – 5
14MX-112S-125	1346.46	7719-8112	112	19.650	317.00	GI	6050	4⅞ ₁₆ – 6
14MX-140S-125	1754.36	7719-8140	140	24.560	373.00	GI	6050	4⅞ ₁₆ – 6
14MX-168S-125	2231.18	7719-8168	168	29.472	524.00	GI	7060	4⅝ ₁₆ – 7
14MX-180S-125	2435.51	7719-8180	180	31.580	567.00	GI	7060	4⅝ ₁₆ – 7
14MX-200S-125	3572.09	7719-8200	200	35.086	648.00	GI	7060	4⅝ ₁₆ – 7
14MX-224S-125	3940.39	7719-8224	224	39.300	753.00	GI	7060	4⅝ ₁₆ – 7

14mm Pitch Poly Chain GT2 Fin-Fan** Sprockets For Belts 37mm Wide

Part No.	Suggested List Price	Product No.	No. of Grooves	Pitch Dia. (In.)	Wt. Ea. (Lbs.)	Material	Bore or Bushing	Bore Range (In.)
F14MX-180S-37	\$1417.75	7719-9702	180	31.580	120.00	GI	3020	⅞ – 3¼
F14MX-200S-37	1976.13	7719-9700	200	35.086	130.00	GI	3020	⅞ – 3¼
F14MX-224S-37	2538.48	7719-9704	224	39.296	177.00	GI	3020	⅞ – 3¼

Product No. Series 7727

14mm Pitch Poly Chain GT2 Fin-Fan** Sprockets For Belts 20mm Wide

Part No.	Suggested List Price	Product No.	No. of Grooves	Pitch Dia. (In.)	Wt. Ea. (Lbs.)	Material	Bore or Bushing	Bore Range (In.)
F14M-140S-20	\$799.95	7727-9644	140	24.562	64.00	GI	E	⅞ – 3½
F14M-168S-20	1074.41	7727-9668	168	29.475	157.00	GI	F	1 – 3⅝ ₁₆
F14M-180S-20	1192.01	7727-9680	180	31.580	108.00	GI	F	1 – 3⅝ ₁₆
F14M-200S-20	1651.39	7727-9600	200	35.089	107.00	GI	F	1 – 3⅝ ₁₆
F14M-224S-20	2114.74	7727-9624	224	39.300	132.00	GI	F	1 – 3⅝ ₁₆

14mm Pitch Poly Chain GT2 Fin-Fan** Sprockets For Belts 37mm Wide

Part No.	Suggested List Price	Product No.	No. of Grooves	Pitch Dia. (In.)	Wt. Ea. (Lbs.)	Material	Bore or Bushing	Bore Range (In.)
F14M-180S-37	\$1363.23	7727-9702	180	31.580	117.00	GI	E	⅞ – 3½
F14M-200S-37	1900.12	7727-9700	200	35.089	119.00	GI	E	⅞ – 3½
F14M-224S-37	2440.84	7727-9704	224	39.300	178.00	GI	E	⅞ – 3½

*Taper-Lock is a registered trademark of Reliance Electric.

**Fin-Fan is a registered trademark of Hudson Products Corporation.

Sprockets Do Not Include Bushings • Prices Subject To Change Without Notice





Poly Chain® GT® Idler Hardware

Product No. Series 7720

Idler Sprockets (Integral Shaft Included)

Part No.	Sugg. List Price	Product No.	Size	Wt. Ea. (Lbs.)
12-IDL-SPRK	\$242.57	7720-1500	IDLR 8M-32S-12	1.02
21-IDL-SPRK	257.77	7720-1510	IDLR 8M-32S-21	1.08
36-IDL-SPRK	337.93	7720-1520	IDLR 8M-36S-36	2.00
62-IDL-SPRK	378.19	7720-1530	IDLR 8M-36S-62	2.14
20-IDL-SPRK	521.54	7720-1600	IDLR 14M-30S-20	9.00
37-IDL-SPRK	576.08	7720-1610	IDLR 14M-30S-37	12.04
68-IDL-SPRK	714.65	7720-1620	IDLR 14M-34S-68	15.60
90-IDL-SPRK	805.48	7720-1640	IDLR 14M-34S-90	16.66
125-IDL-SPRK	895.48	7720-1630	IDLR 14M-34S-125	23.14

Idler Bushings (Integral Shaft Included)

Part No.	Suggested List Price	Product No.
20-IDL-BUSH(SK)	\$171.95	7720-1120
30-IDL-BUSH(SF)	197.70	7720-1130
40-IDL-BUSH(E)	614.65	7720-1140

Idler Brackets

Part No.	Suggested List Price	Product No.
10-IDL-BRAK	\$93.59	7720-1010
20-IDL-BRAK	213.71	7720-1020

Note: Use 10 idler bracket with 20 idler bushing. Use 20 idler bracket with 30 or 40 idler bushing.



Taper-Lock* Sprockets for PowerGrip® GT² & Poly Chain® GT® Belts

Markets/Applications

Use with PowerGrip GT², PowerGrip GT or 5mm Poly Chain GT Belts.

Features/Advantages

- Full Split in Bushing allows Easy Installation and Removal
- Precise Sprocket Design produces Positive, Press Fit to Shaft
- Smaller, Narrower Sprockets
- Save Shaft Space
- Load Closer to Bearing
- Quiet Operation
- Precision Manufactured
- Transmit Higher HP/Torque
- Static Balanced

How to Describe and Order

Specify quantity required followed by the part number.

For Example:

Quantity Part Number
2 P48-5MGT-15

How to Describe and Order (continued)

The three principal dimensions of a belt are:

pitch number of sprocket grooves width

On the sprocket, pitch is the distance between groove centers and is measured on the sprocket's pitch circle. The pitch circle of the sprocket coincides with the pitch line of the belt mating with it. The sprocket's pitch diameter is always greater than its outside diameter.



Sprockets for the PowerGrip GT² belts are made in 5mm, 8mm and 14mm pitches. The sprocket code symbol components are determined by using the following examples:

Pitch (mm)	Sprocket Designation and No. of Grooves	Width (mm)
5MGT	P56	15
8MGT	P48	20
14MGT	P36	40

Abbreviations used for sprocket materials:

ST = Steel GI = Gray Iron SiS = Sintered Steel
DI = Ductile Iron

Do NOT use these sprockets with rim speeds in excess of 6,500 fpm.

Product No. Series 7709

5mm Pitch Sprockets

For Belts 9 and 15mm Wide

Part No.	Suggested List Price	Product No.	No. of Grooves	Pitch Dia. (In.)	Wt. Ea. (Lbs.)	Material	Bore or Bushing	Bore Range (In.)
P18-5MGT-15-MPB	\$47.68	7709-3018	18	1.128	.26	ST	MPB	1/4 - 3/8
P19-5MGT-15-MPB	49.79	7709-3019	19	1.191	.32	ST	MPB	1/4 - 7/16
P20-5MGT-15-MPB	51.56	7709-3020	20	1.253	.34	ST	MPB	1/4 - 1/2
P21-5MGT-15-MPB	53.20	7709-3021	21	1.316	.37	ST	MPB	1/4 - 11/16
P22-5MGT-15-MPB	55.48	7709-3022	22	1.379	.38	ST	MPB	1/4 - 21/32
P23-5MGT-15-MPB	57.41	7709-3023	23	1.441	.48	ST	MPB	3/8 - 5/8
P24-5MGT-15-MPB	59.69	7709-3024	24	1.504	.53	ST	MPB	3/8 - 5/8
P25-5MGT-15-MPB	62.21	7709-3025	25	1.567	.57	ST	MPB	3/8 - 5/8
P26-5MGT-15-MPB	64.14	7709-3026	26	1.629	.60	ST	MPB	3/8 - 11/16
P28-5MGT-15-MPB	68.39	7709-3028	28	1.755	.68	ST	MPB	1/2 - 3/4
P30-5MGT-15-MPB	72.50	7709-3030	30	1.880	.80	ST	MPB	1/2 - 15/16
P32-5MGT-15-MPB	74.71	7709-3032	32	2.005	.92	ST	MPB	1/2 - 15/16
P34-5MGT-15-MPB	76.56	7709-3034	34	2.130	1.05	ST	MPB	1/2 - 1
P36-5MGT-15-MPB	78.43	7709-3036	36	2.256	1.12	ST	MPB	1/2 - 1
P36-5MGT-15	64.25	7709-1036	36	2.256	.50	SiS	1108	1/2 - 1 1/8
P38-5MGT-15-MPB	81.85	7709-3038	38	2.381	1.56	ST	MPB	1/2 - 1 1/4
P38-5MGT-15	64.81	7709-1038	38	2.381	.61	SiS	1108	1/2 - 1 1/8
P40-5MGT-15-MPB	84.12	7709-3040	40	2.506	1.60	ST	MPB	1/2 - 1 5/16
P40-5MGT-15	66.61	7709-1040	40	2.506	.72	SiS	1108	1/2 - 1 1/8
P44-5MGT-15	68.41	7709-1044	44	2.757	.95	SiS	1108	1/2 - 1 1/8
P45-5MGT-15-MPB	87.47	7709-3045	45	2.820	2.10	ST	MPB	1/2 - 1 1/2
P48-5MGT-15	70.21	7709-1048	48	3.007	.97	SiS	1210	1/2 - 1 1/4
P50-5MGT-15-MPB	90.53	7709-3050	50	3.113	2.60	ST	MPB	1/2 - 1 3/4
P52-5MGT-15	72.01	7709-1052	52	3.258	1.17	SiS	1210	1/2 - 1 1/4
P56-5MGT-15	75.61	7709-1056	56	3.509	1.37	SiS	1610	1/2 - 1 11/16

*Taper-Lock is a registered trademark of Reliance Electric.

Sprockets Do Not Include Bushings • Prices Subject To Change Without Notice





Taper-Lock* Sprockets for PowerGrip® GT® 2 & Poly Chain® GT® Belts (continued)

Product No. Series 7709 (continued)

5mm Pitch Sprockets

For Belts 9 and 15mm Wide (continued)

Part No.	Suggested List Price	Product No.	No. of Grooves	Pitch Dia. (In.)	Wt. Ea. (Lbs.)	Material	Bore or Bushing	Bore Range (In.)
P60-5MGT-15	\$79.21	7709-1060	60	3.760	1.70	SiS	1610	1/2 - 1 11/16
P64-5MGT-15	93.61	7709-1064	64	4.010	2.10	SiS	1610	1/2 - 1 11/16
P68-5MGT-15	97.21	7709-1068	68	4.261	2.40	SiS	1610	1/2 - 1 11/16
P72-5MGT-15	100.81	7709-1072	72	4.511	2.80	SiS	1610	1/2 - 1 11/16
P80-5MGT-15	104.41	7709-1080	80	5.013	3.70	SiS	1610	1/2 - 1 11/16
P90-5MGT-15	108.01	7709-1090	90	5.639	4.90	SiS	1610	1/2 - 1 11/16
P112-5MGT-15	111.61	7709-1112	112	7.018	8.30	SiS	2012	1/2 - 2 1/8

5mm Pitch Sprockets

For Belts 25mm Wide

Part No.	Suggested List Price	Product No.	No. of Grooves	Pitch Dia. (In.)	Wt. Ea. (Lbs.)	Material	Bore or Bushing	Bore Range (In.)
P18-5MGT-25-MPB	\$50.06	7709-5018	18	1.128	.37	ST	MPB	1/4 - 3/8
P19-5MGT-25-MPB	52.27	7709-5019	19	1.191	.43	ST	MPB	1/4 - 7/16
P20-5MGT-25-MPB	54.13	7709-5020	20	1.253	.48	ST	MPB	1/4 - 1/2
P21-5MGT-25-MPB	55.85	7709-5021	21	1.316	.52	ST	MPB	1/4 - 11/16
P22-5MGT-25-MPB	58.25	7709-5022	22	1.379	.58	ST	MPB	1/4 - 21/32
P23-5MGT-25-MPB	60.28	7709-5023	23	1.441	.65	ST	MPB	3/8 - 5/8
P24-5MGT-25-MPB	62.66	7709-5024	24	1.504	.75	ST	MPB	3/8 - 5/8
P25-5MGT-25-MPB	65.32	7709-5025	25	1.566	.80	ST	MPB	3/8 - 5/8
P26-5MGT-25-MPB	67.34	7709-5026	26	1.629	.80	ST	MPB	3/8 - 11/16
P28-5MGT-25-MPB	71.81	7709-5028	28	1.754	1.00	ST	MPB	3/8 - 3/4
P30-5MGT-25-MPB	76.13	7709-5030	30	1.880	1.10	ST	MPB	1/2 - 15/16
P32-5MGT-25-MPB	76.56	7709-5032	32	2.005	1.20	ST	MPB	1/2 - 15/16
P34-5MGT-25-MPB	79.38	7709-5034	34	2.130	1.35	ST	MPB	1/2 - 1
P36-5MGT-25-MPB	82.18	7709-5036	36	2.256	1.55	ST	MPB	1/2 - 1
P36-5MGT-25	67.85	7709-2036	36	2.256	1.20	SiS	1108	1/2 - 1 1/8
P38-5MGT-25-MPB	86.40	7709-5038	38	2.381	1.90	ST	MPB	1/2 - 1 1/4
P38-5MGT-25	68.41	7709-2038	38	2.381	1.30	SiS	1108	1/2 - 1 1/8
P40-5MGT-25-MPB	90.95	7709-5040	40	2.506	2.16	ST	MPB	1/2 - 15/16
P40-5MGT-25	72.01	7709-2040	40	2.506	1.60	SiS	1108	1/2 - 1 1/8
P44-5MGT-25	75.61	7709-2044	44	2.757	1.70	SiS	1108	1/2 - 1 1/8
P45-5MGT-25-MPB	94.46	7709-5045	45	2.820	2.70	ST	MPB	1/2 - 1 1/2
P48-5MGT-25	79.21	7709-2048	48	3.008	1.80	SiS	1210	1/2 - 1 1/4
P50-5MGT-25-MPB	97.78	7709-5050	50	3.133	3.40	ST	MPB	1/2 - 1 3/4
P52-5MGT-25	82.81	7709-2052	52	3.258	2.10	SiS	1210	1/2 - 1 1/4
P56-5MGT-25	86.41	7709-2056	56	3.509	2.40	SiS	1610	1/2 - 1 11/16
P60-5MGT-25	90.01	7709-2060	60	3.760	2.80	SiS	1610	1/2 - 1 11/16
P64-5MGT-25	99.01	7709-2064	64	4.010	2.80	GI	1610	1/2 - 1 11/16
P68-5MGT-25	106.21	7709-2068	68	4.261	3.40	GI	2012	1/2 - 2 1/8
P72-5MGT-25	109.81	7709-2072	72	4.511	3.70	GI	2012	1/2 - 2 1/8
P80-5MGT-25	113.41	7709-2080	80	5.013	4.50	GI	2012	1/2 - 2 1/8
P90-5MGT-25	117.01	7709-2090	90	5.639	5.80	GI	2012	1/2 - 2 1/8
P112-5MGT-25	120.61	7709-2112	112	7.018	7.20	GI	2012	1/2 - 2 1/8

*Taper-Lock is a registered trademark of Reliance Electric.

Sprockets Do Not Include Bushings • Prices Subject To Change Without Notice





Taper-Lock* Sprockets for PowerGrip® GT® 2 Belts

Product No. Series 7708

**8mm Pitch Sprockets
For Belts 20mm Wide**

Part No.	Suggested List Price	Product No.	No. of Grooves	Pitch Dia. (In.)	Wt. Ea. (Lbs.)	Material	Bore or Bushing	Bore Range (In.)
P22-8MGT-20	\$98.88	7708-2022	22	2.206	.50	DI	1108	1/2 - 1 1/8
P24-8MGT-20	100.79	7708-2024	24	2.406	.70	DI	1108	1/2 - 1 1/8
P26-8MGT-20	102.69	7708-2026	26	2.607	.90	DI	1108	1/2 - 1 1/8
P28-8MGT-20	104.59	7708-2028	28	2.807	1.20	DI	1108	1/2 - 1 1/8
P30-8MGT-20	108.40	7708-2030	30	3.008	1.20	DI	1210	1/2 - 1 1/4
P32-8MGT-20	112.21	7708-2032	32	3.208	1.40	DI	1210	1/2 - 1 1/4
P34-8MGT-20	114.12	7708-2034	34	3.409	1.40	DI	1610	1/2 - 1 11/16
P36-8MGT-20	117.93	7708-2036	36	3.609	1.70	DI	1610	1/2 - 1 11/16
P38-8MGT-20	121.73	7708-2038	38	3.810	2.00	GI	1610	1/2 - 1 11/16
P40-8MGT-20	129.34	7708-2040	40	4.010	2.40	GI	1610	1/2 - 1 11/16
P44-8MGT-20	150.30	7708-2044	44	4.411	2.70	GI	2012	1/2 - 2 1/8
P48-8MGT-20	175.05	7708-2048	48	4.812	3.70	GI	2012	1/2 - 2 1/8
P56-8MGT-20	194.10	7708-2056	56	5.614	5.60	GI	2012	1/2 - 2 1/8
P64-8MGT-20	237.75	7708-2064	64	6.416	7.70	GI	2012	1/2 - 2 1/8
P72-8MGT-20	243.46	7708-2072	72	7.218	10.20	GI	2012	1/2 - 2 1/8
P80-8MGT-20	262.51	7708-2080	80	8.020	13.10	GI	2517	1/2 - 2 11/16
P90-8MGT-20	270.12	7708-2090	90	9.023	12.50	GI	2517	1/2 - 2 11/16

**8mm Pitch Sprockets
For Belts 30mm Wide**

Part No.	Suggested List Price	Product No.	No. of Grooves	Pitch Dia. (In.)	Wt. Ea. (Lbs.)	Material	Bore or Bushing	Bore Range (In.)
P22-8MGT-30	\$100.79	7708-3022	22	2.206	.60	DI	1108	1/2 - 1 1/8
P24-8MGT-30	102.69	7708-3024	24	2.406	.90	DI	1108	1/2 - 1 1/8
P26-8MGT-30	106.50	7708-3026	26	2.607	1.10	DI	1108	1/2 - 1 1/8
P28-8MGT-30	112.21	7708-3028	28	2.807	1.50	GI	1108	1/2 - 1 1/8
P30-8MGT-30	114.12	7708-3030	30	3.008	1.50	DI	1210	1/2 - 1 1/4
P32-8MGT-30	117.93	7708-3032	32	3.208	1.70	DI	1210	1/2 - 1 1/4
P34-8MGT-30	119.83	7708-3034	34	3.409	1.80	DI	1610	1/2 - 1 11/16
P36-8MGT-30	129.34	7708-3036	36	3.609	2.20	DI	1610	1/2 - 1 11/16
P38-8MGT-30	133.16	7708-3038	38	3.810	2.50	DI	1610	1/2 - 1 11/16
P40-8MGT-30	148.39	7708-3040	40	4.010	2.30	GI	2012	1/2 - 2 1/8
P44-8MGT-30	163.62	7708-3044	44	4.411	3.20	GI	2012	1/2 - 2 1/8
P48-8MGT-30	176.96	7708-3048	48	4.812	4.20	GI	2012	1/2 - 2 1/8
P56-8MGT-30	197.90	7708-3056	56	5.614	6.30	GI	2012	1/2 - 2 1/8
P64-8MGT-30	239.66	7708-3064	64	6.416	9.50	GI	2517	1/2 - 2 11/16
P72-8MGT-30	262.51	7708-3072	72	7.218	12.80	GI	2517	1/2 - 2 11/16
P80-8MGT-30	270.12	7708-3080	80	8.020	16.50	GI	2517	1/2 - 2 11/16
P90-8MGT-30	277.74	7708-3090	90	9.023	21.60	GI	2517	1/2 - 2 11/16
P112-8MGT-30	353.91	7708-3112	112	11.229	25.40	GI	2517	1/2 - 2 11/16
P144-8MGT-30	629.90	7708-3144	144	14.437	31.00	GI	2517	1/2 - 2 11/16

*Taper-Lock is a registered trademark of Reliance Electric.

Sprockets Do Not Include Bushings • Prices Subject To Change Without Notice





Taper-Lock* Sprockets for PowerGrip® GT® 2 Belts (continued)

Product No. Series 7708 (continued)

**8mm Pitch Sprockets
For Belts 50mm Wide**

Part No.	Suggested List Price	Product No.	No. of Grooves	Pitch Dia. (In.)	Wt. Ea. (Lbs.)	Material	Bore or Bushing	Bore Range (In.)
P28-8MGT-50-MPB	\$152.20	7708-1028	28	2.807	3.70	DI	MPB	1/2 - 1 1/2
P30-8MGT-50	156.01	7708-5030	30	3.008	2.20	DI	1210	1/2 - 1 1/4
P32-8MGT-50	157.91	7708-5032	32	3.208	2.30	DI	1210	1/2 - 1 1/4
P34-8MGT-50	159.82	7708-5034	34	3.409	4.00	DI	1610	1/2 - 1 11/16
P36-8MGT-50	161.72	7708-5036	36	3.609	2.70	GI	1610	1/2 - 1 11/16
P38-8MGT-50	163.62	7708-5038	38	3.810	3.10	GI	1610	1/2 - 1 11/16
P40-8MGT-50	167.44	7708-5040	40	4.010	3.50	DI	2012	1/2 - 2 1/8
P44-8MGT-50	178.86	7708-5044	44	4.411	4.30	GI	2012	1/2 - 2 1/8
P48-8MGT-50	186.48	7708-5048	48	4.812	5.50	GI	2012	1/2 - 2 1/8
P56-8MGT-50	218.86	7708-5056	56	5.614	8.10	GI	2517	1/2 - 2 11/16
P64-8MGT-50	247.27	7708-5064	64	6.416	11.70	GI	2517	1/2 - 2 11/16
P72-8MGT-50	273.94	7708-5072	72	7.218	15.70	GI	2517	1/2 - 2 11/16
P80-8MGT-50	294.88	7708-5080	80	8.020	20.30	GI	2517	1/2 - 2 11/16
P90-8MGT-50	353.91	7708-5090	90	9.023	26.90	GI	3020	7/8 - 3 1/4
P112-8MGT-50	445.17	7708-5112	112	11.229	29.80	GI	3020	7/8 - 3 1/4
P144-8MGT-50	709.59	7708-5144	144	14.437	49.00	DI	3020	7/8 - 3 1/4
P192-8MGT-50	821.80	7708-5192	192	19.249	108.00	GI	3020	7/8 - 3 1/4

**8mm Pitch Sprockets
For Belts 85mm Wide**

Part No.	Suggested List Price	Product No.	No. of Grooves	Pitch Dia. (In.)	Wt. Ea. (Lbs.)	Material	Bore or Bushing	Bore Range (In.)
P34-8MGT-85	\$180.18	7708-8034	34	3.409	3.90	GI	1615	1/2 - 1 11/16
P36-8MGT-85	190.43	7708-8036	36	3.609	4.40	GI	1615	1/2 - 1 11/16
P38-8MGT-85	194.83	7708-8038	38	3.810	4.30	GI	1610	1/2 - 1 11/16
P40-8MGT-85	202.16	7708-8040	40	4.010	4.70	DI	2012	1/2 - 2 1/8
P44-8MGT-85	209.48	7708-8044	44	4.411	5.90	GI	2012	1/2 - 2 1/8
P48-8MGT-85	228.52	7708-8048	48	4.812	7.60	GI	2012	1/2 - 2 1/8
P56-8MGT-85	266.60	7708-8056	56	5.614	10.60	GI	2517	1/2 - 2 11/16
P64-8MGT-85	310.55	7708-8064	64	6.416	14.50	GI	2517	1/2 - 2 11/16
P72-8MGT-85	336.92	7708-8072	72	7.218	18.00	GI	3020	7/8 - 3 1/4
P80-8MGT-85	369.15	7708-8080	80	8.020	22.40	GI	3020	7/8 - 3 1/4
P90-8MGT-85	465.83	7708-8090	90	9.023	31.50	GI	3020	7/8 - 3 1/4
P112-8MGT-85	585.95	7708-8112	112	11.229	33.20	GI	3020	7/8 - 3 1/4
P144-8MGT-85	817.40	7708-8144	144	14.437	54.10	GI	3535	1 3/16 - 3 15/16
P192-8MGT-85	922.88	7708-8192	192	19.249	125.00	GI	3535	1 3/16 - 3 15/16

SPROCKETS

*Taper-Lock is a registered trademark of Reliance Electric.

Sprockets Do Not Include Bushings • Prices Subject To Change Without Notice





Taper-Lock* Sprockets for PowerGrip® GT® 2 Belts (continued)

Product No. Series 7711

**14mm Pitch Sprockets
For Belts 40mm Wide**

Part No.	Suggested List Price	Product No.	No. of Grooves	Pitch Dia. (In.)	Wt. Ea. (Lbs.)	Material	Bore or Bushing	Bore Range (In.)
P28-14MGT-40	\$161.72	7711-4028	28	4.912	5.90	GI	2012	1/2 - 2 1/8
P29-14MGT-40	171.25	7711-4029	29	5.088	6.60	GI	2012	1/2 - 2 1/8
P30-14MGT-40	176.96	7711-4030	30	5.263	6.50	GI	2012	1/2 - 2 1/8
P32-14MGT-40	194.10	7711-4032	32	5.614	8.00	GI	2012	1/2 - 2 1/8
P34-14MGT-40	199.80	7711-4034	34	5.965	9.40	GI	2012	1/2 - 2 1/8
P36-14MGT-40	218.86	7711-4036	36	6.316	10.50	GI	2517	1/2 - 2 11/16
P38-14MGT-40	247.27	7711-4038	38	6.669	12.20	GI	2517	1/2 - 2 11/16
P40-14MGT-40	252.98	7711-4040	40	7.018	14.20	GI	2517	1/2 - 2 11/16
P44-14MGT-40	294.88	7711-4044	44	7.720	17.60	GI	2517	1/2 - 2 11/16
P48-14MGT-40	313.92	7711-4048	48	8.421	22.00	GI	2517	1/2 - 2 11/16
P52-14MGT-40	327.26	7711-4052	52	9.123	26.50	GI	2517	1/2 - 2 11/16
P56-14MGT-40	332.97	7711-4056	56	9.825	31.30	GI	2517	1/2 - 2 11/16
P60-14MGT-40	431.85	7711-4060	60	10.527	28.90	GI	3020	7/8 - 3 1/4
P64-14MGT-40	494.69	7711-4064	64	11.229	31.00	GI	3020	7/8 - 3 1/4
P68-14MGT-40	504.21	7711-4068	68	11.930	31.30	GI	3020	7/8 - 3 1/4
P72-14MGT-40	517.55	7711-4072	72	12.632	33.90	GI	3020	7/8 - 3 1/4
P80-14MGT-40	532.63	7711-4080	80	14.036	33.70	GI	3020	7/8 - 3 1/4
P90-14MGT-40	547.86	7711-4090	90	15.790	39.70	GI	3020	7/8 - 3 1/4
P112-14MGT-40	694.36	7711-4112	112	19.650	100.50	GI	3020	7/8 - 3 1/4
P144-14MGT-40	913.20	7711-4144	144	25.264	80.00	GI	3020	7/8 - 3 1/4
P168-14MGT-40	1171.90	7711-4168	168	29.475	115.00	GI	3020	7/8 - 3 1/4
P192-14MGT-40	1472.20	7711-4192	192	33.686	158.00	GI	3020	7/8 - 3 1/4

**14mm Pitch Sprockets
For Belts 55mm Wide**

Part No.	Suggested List Price	Product No.	No. of Grooves	Pitch Dia. (In.)	Wt. Ea. (Lbs.)	Material	Bore or Bushing	Bore Range (In.)
P28-14MGT-55	\$190.29	7711-5028	28	4.912	7.40	GI	2012	1/2 - 2 1/8
P29-14MGT-55	199.80	7711-5029	29	5.088	8.40	GI	2012	1/2 - 2 1/8
P30-14MGT-55	205.52	7711-5030	30	5.263	7.40	GI	2517	1/2 - 2 11/16
P32-14MGT-55	216.94	7711-5032	32	5.614	9.30	GI	2517	1/2 - 2 11/16
P34-14MGT-55	228.37	7711-5034	34	5.965	11.20	GI	2517	1/2 - 2 11/16
P36-14MGT-55	237.90	7711-5036	36	6.316	12.40	GI	2517	1/2 - 2 11/16
P38-14MGT-55	266.31	7711-5038	38	6.669	14.40	GI	2517	1/2 - 2 11/16
P40-14MGT-55	272.03	7711-5040	40	7.018	16.70	GI	2517	1/2 - 2 11/16
P44-14MGT-55	313.92	7711-5044	44	7.720	19.90	GI	2517	1/2 - 2 11/16
P48-14MGT-55	323.44	7711-5048	48	8.421	24.40	GI	3020	7/8 - 3 1/4
P52-14MGT-55	338.68	7711-5052	52	9.123	29.60	GI	3020	7/8 - 3 1/4
P56-14MGT-55	342.49	7711-5056	56	9.825	35.30	GI	3020	7/8 - 3 1/4
P60-14MGT-55	456.60	7711-5060	60	10.527	41.60	GI	3020	7/8 - 3 1/4
P64-14MGT-55	523.11	7711-5064	64	11.229	47.90	GI	3020	7/8 - 3 1/4
P68-14MGT-55	542.15	7711-5068	68	11.930	40.20	GI	3020	7/8 - 3 1/4
P72-14MGT-55	551.67	7711-5072	72	12.632	45.10	GI	3020	7/8 - 3 1/4
P80-14MGT-55	656.42	7711-5080	80	14.036	41.60	GI	3020	7/8 - 3 1/4
P90-14MGT-55	715.94	7711-5090	90	15.790	45.00	GI	3020	7/8 - 3 1/4
P112-14MGT-55	770.53	7711-5112	112	19.650	116.70	GI	3020	7/8 - 3 1/4
P144-14MGT-55	989.23	7711-5144	144	25.264	104.00	GI	3020	7/8 - 3 1/4
P168-14MGT-55	1274.59	7711-5168	168	29.475	124.00	GI	3020	7/8 - 3 1/4
P192-14MGT-55	1596.71	7711-5192	192	33.686	140.00	GI	3535	1 3/16 - 3 15/16

*Taper-Lock is a registered trademark of Reliance Electric.

Sprockets Do Not Include Bushings • Prices Subject To Change Without Notice





Taper-Lock* Sprockets for PowerGrip® GT® 2 Belts (continued)

Product No. Series 7711 (continued)

**14mm Pitch Sprockets
For Belts 85mm Wide**

Part No.	Suggested List Price	Product No.	No. of Grooves	Pitch Dia. (In.)	Wt. Ea. (Lbs.)	Material	Bore or Bushing	Bore Range (In.)
P28-14MGT-85	\$247.27	7711-8028	28	4.912	10.50	GI	2012	1/2 - 2 1/8
P29-14MGT-85	249.17	7711-8029	29	5.088	11.90	GI	2012	1/2 - 2 1/8
P30-14MGT-85	251.08	7711-8030	30	5.263	10.20	GI	2517	1/2 - 2 1 1/16
P32-14MGT-85	262.51	7711-8032	32	5.614	12.70	GI	2517	1/2 - 2 1 1/16
P34-14MGT-85	285.36	7711-8034	34	5.965	15.30	GI	2517	1/2 - 2 1 1/16
P36-14MGT-85	292.98	7711-8036	36	6.316	14.40	DI	3020	7/8 - 3 1/4
P38-14MGT-85	304.40	7711-8038	38	6.669	17.00	GI	3020	7/8 - 3 1/4
P40-14MGT-85	319.63	7711-8040	40	7.018	20.30	GI	3020	7/8 - 3 1/4
P44-14MGT-85	342.49	7711-8044	44	7.720	23.60	GI	3020	7/8 - 3 1/4
P48-14MGT-85	357.72	7711-8048	48	8.421	30.60	GI	3020	7/8 - 3 1/4
P52-14MGT-85	418.52	7711-8052	52	9.123	36.60	GI	3535	1 3/16 - 3 15/16
P56-14MGT-85	466.13	7711-8056	56	9.825	52.40	GI	3535	1 3/16 - 3 15/16
P60-14MGT-85	551.67	7711-8060	60	10.527	62.80	GI	3535	1 3/16 - 3 15/16
P64-14MGT-85	570.72	7711-8064	64	11.229	73.60	GI	3535	1 3/16 - 3 15/16
P68-14MGT-85	599.28	7711-8068	68	11.930	63.30	GI	3535	1 3/16 - 3 15/16
P72-14MGT-85	608.81	7711-8072	72	12.632	97.40	GI	3535	1 3/16 - 3 15/16
P80-14MGT-85	722.91	7711-8080	80	14.036	62.90	GI	3535	1 3/16 - 3 15/16
P90-14MGT-85	741.96	7711-8090	90	15.790	71.50	GI	3535	1 3/16 - 3 15/16
P112-14MGT-85	875.12	7711-8112	112	19.650	131.20	DI	3535	1 3/16 - 3 15/16
P144-14MGT-85	1122.39	7711-8144	144	25.264	137.40	GI	4040	1 7/16 - 4 7/16
P168-14MGT-85	1483.92	7711-8168	168	29.475	192.20	GI	4040	1 7/16 - 4 7/16
P192-14MGT-85	1788.32	7711-8192	192	33.686	448.00	GI	4040	1 7/16 - 4 7/16

**14mm Pitch Sprockets
For Belts 115mm Wide**

Part No.	Suggested List Price	Product No.	No. of Grooves	Pitch Dia. (In.)	Wt. Ea. (Lbs.)	Material	Bore or Bushing	Bore Range (In.)
P28-14MGT-115-MPB	\$325.18	7711-1028	28	4.912	22.20	DI	MPB	1 1/4 - 2 1 1/16
P29-14MGT-115-MPB	335.52	7711-1029	29	5.088	24.00	DI	MPB	1 1/4 - 2 1 1/16
P30-14MGT-115	320.81	7711-1030	30	5.263	13.40	GI	2517	1/2 - 2 1 1/16
P32-14MGT-115	326.66	7711-1032	32	5.614	16.00	GI	2517	1/2 - 2 1 1/16
P34-14MGT-115	348.64	7711-1034	34	5.965	19.50	GI	2517	1/2 - 2 1 1/16
P36-14MGT-115	361.83	7711-1036	36	6.316	17.90	GI	3020	7/8 - 3 1/4
P38-14MGT-115	380.87	7711-1038	38	6.669	20.30	GI	3020	7/8 - 3 1/4
P40-14MGT-115	395.51	7711-1040	40	7.018	22.90	GI	3020	7/8 - 3 1/4
P44-14MGT-115	418.95	7711-1044	44	7.720	30.30	GI	3535	1 3/16 - 3 15/16
P48-14MGT-115	448.25	7711-1048	48	8.421	40.30	GI	3535	1 3/16 - 3 15/16
P52-14MGT-115	522.96	7711-1052	52	9.123	46.80	GI	4040	1 7/16 - 4 7/16
P56-14MGT-115	542.01	7711-1056	56	9.825	58.10	GI	4040	1 7/16 - 4 7/16
P60-14MGT-115	646.01	7711-1060	60	10.527	70.40	GI	4040	1 7/16 - 4 7/16
P64-14MGT-115	694.36	7711-1064	64	11.229	82.40	GI	4545	1 15/16 - 4 15/16
P68-14MGT-115	726.58	7711-1068	68	11.930	97.20	GI	4545	1 15/16 - 4 15/16
P72-14MGT-115	741.23	7711-1072	72	12.632	113.20	GI	4545	1 15/16 - 4 15/16
P80-14MGT-115	855.49	7711-1080	80	14.036	147.50	GI	4545	1 15/16 - 4 15/16
P90-14MGT-115	950.71	7711-1090	90	15.790	116.90	GI	4545	1 15/16 - 4 15/16
P112-14MGT-115	1179.22	7711-1112	112	19.650	173.30	GI	4545	1 15/16 - 4 15/16
P144-14MGT-115	1482.46	7711-1144	144	25.264	172.20	GI	4545	1 15/16 - 4 15/16
P168-14MGT-115	1844.28	7711-1168	168	29.475	223.40	GI	4545	1 15/16 - 4 15/16
P192-14MGT-115	2129.93	7711-1192	192	33.686	475.00	GI	4545	1 15/16 - 4 15/16
P216-14MGT-115	3213.94	7711-1216	216	37.896	378.00	GI	6050	4 7/16 - 6

SPROCKETS

*Taper-Lock is a registered trademark of Reliance Electric.

Sprockets Do Not Include Bushings • Prices Subject To Change Without Notice





Taper-Lock* Sprockets for PowerGrip® GT® 2 Belts (continued)

Product No. Series 7711 (continued)

**14mm Pitch Sprockets
For Belts 170mm Wide**

Part No.	Suggested List Price	Product No.	No. of Grooves	Pitch Dia. (In.)	Wt. Ea. (Lbs.)	Material	Bore or Bushing	Bore Range (In.)
P36-14MGT-170-MPB	\$548.76	7711-7036	36	6.316	47.30	DI	MPB	1½ - 3¾
P38-14MGT-170-MPB	568.83	7711-7038	38	6.667	53.50	DI	MPB	1½ - 3¾
P40-14MGT-170	550.79	7711-7040	40	7.018	28.60	GI	3535	1¾ - 3½
P44-14MGT-170	569.84	7711-7044	44	7.720	38.90	GI	3535	1¾ - 3½
P48-14MGT-170	574.24	7711-7048	48	8.421	51.00	GI	3535	1¾ - 3½
P52-14MGT-170	607.92	7711-7052	52	9.123	58.60	GI	4040	1¾ - 4
P56-14MGT-170	626.96	7711-7056	56	9.825	70.90	GI	4040	1¾ - 4
P60-14MGT-170	817.40	7711-7060	60	10.527	82.90	GI	4545	1½ - 4½
P64-14MGT-170	874.54	7711-7064	64	11.229	94.50	GI	4545	1½ - 4½
P68-14MGT-170	931.66	7711-7068	68	11.930	113.00	GI	4545	1½ - 4½
P72-14MGT-170	988.79	7711-7072	72	12.632	130.10	GI	4545	1½ - 4½
P80-14MGT-170	1007.83	7711-7080	80	14.036	166.20	GI	4545	1½ - 4½
P90-14MGT-170	1160.18	7711-7090	90	15.790	159.20	GI	4545	1½ - 4½
P112-14MGT-170	1615.76	7711-7112	112	19.650	215.10	GI	4545	1½ - 4½
P144-14MGT-170	1996.63	7711-7144	144	25.264	264.00	GI	6050	4 - 6
P168-14MGT-170	2588.44	7711-7168	168	29.475	462.00	GI	6050	4 - 6
P192-14MGT-170	2775.95	7711-7192	192	33.686	616.00	GI	6050	4 - 6
P216-14MGT-170	3955.17	7711-7216	216	37.896	563.00	DI	6050	4 - 6

14mm Pitch PowerGrip GT2 Fin-Fan Sprockets
For Belts 40mm Wide**

Part No.	Suggested List Price	Product No.	No. of Grooves	Pitch Dia. (In.)	Wt. Ea. (Lbs.)	Material	Bore or Bushing	Bore Range (In.)
P144-14MGT-40	\$913.20	7711-4144	144	25.264	80.00	GI	3020	7/8 - 3¼
P168-14MGT-40	1171.90	7711-4168	168	29.475	115.00	GI	3020	7/8 - 3¼
P192-14MGT-40	1472.20	7711-4192	192	33.686	158.00	GI	3020	7/8 - 3¼

14mm Pitch PowerGrip GT2 Fin-Fan Sprockets
For Belts 55mm Wide**

Part No.	Suggested List Price	Product No.	No. of Grooves	Pitch Dia. (In.)	Wt. Ea. (Lbs.)	Material	Bore or Bushing	Bore Range (In.)
P144-14MGT-55	\$989.23	7711-5144	144	25.264	104.00	GI	3020	7/8 - 3¼
P168-14MGT-55	1274.59	7711-5168	168	29.475	124.00	GI	3020	7/8 - 3¼
P192-14MGT-55	1596.71	7711-5192	192	33.686	140.00	GI	3535	1¾ - 3½
P216-14MGT-55	2563.54	7711-0050	216	37.893	150.00	GI	3020	7/8 - 3¼

*Taper-Lock is a registered trademark of Reliance Electric.

**Fin-Fan is a registered trademark of Hudson Products Corporation.

Sprockets Do Not Include Bushings • Prices Subject To Change Without Notice





Sprockets for PowerGrip® GT[®] 2/HTD[®] Belts

Product No. Series 7882

20mm Pitch Sprockets For Belts 115mm Wide

Part No.	Suggested List Price	Product No.	No. of Grooves	Pitch Diameter (In.)	Wt. Ea. (Lbs.)	Material	Bushing or Bore Type	Bore Range (In.)
P34-20M-115	\$835.22	7882-4024	34	8.522	36.50	GI	F	1 - 4
P36-20M-115	890.26	7882-4026	36	9.023	46.30	GI	F	1 - 4
P38-20M-115	945.29	7882-4028	38	9.524	51.00	GI	F	1 - 4
P40-20M-115	1001.94	7882-4031	40	10.026	57.40	GI	F	1 - 4
P44-20M-115	1113.64	7882-4034	44	11.028	70.80	GI	F	1 - 4
P48-20M-115	1223.70	7882-4037	48	12.031	90.90	GI	J	1½ - 4½
P52-20M-115	1353.19	7882-4040	52	13.033	110.00	GI	J	1½ - 4½
P56-20M-115	1484.30	7882-4045	56	14.036	106.00	GI	J	1½ - 4½
P60-20M-115	1651.02	7882-4079	60	15.038	116.00	GI	J	1½ - 4½
P64-20M-115	1835.54	7882-4054	64	16.041	127.00	GI	J	1½ - 4½
P68-20M-115	2003.89	7882-4059	68	17.032	148.00	GI	J	1½ - 4½
P72-20M-115	2170.61	7882-4064	72	18.046	186.00	GI	J	1½ - 4½
P80-20M-115	2541.28	7882-4069	80	20.051	237.00	GI	M	2 - 5½
P90-20M-115	2929.75	7882-4074	90	22.557	275.00	GI	M	2 - 5½
P112-20M-115	3133.70	7882-4001	112	28.071	477.00	GI	M	2 - 5½
P144-20M-115	3690.53	7882-4080	144	36.092	612.00	GI	N	2 ⁷ / ₁₆ - 5 ⁷ / ₈
P168-20M-115	4488.52	7882-4081	168	42.107	648.00	GI	N	2 ⁷ / ₁₆ - 5 ⁷ / ₈
P192-20M-115	7400.47	7882-4014	192	48.122	786.00	GI	N	2 ⁷ / ₁₆ - 5 ⁷ / ₈
P216-20M-115	10312.42	7882-4019	216	54.136	907.00	GI	N	2 ⁷ / ₁₆ - 5 ⁷ / ₈

20mm Pitch Sprockets For Belts 170mm Wide

Part No.	Suggested List Price	Product No.	No. of Grooves	Pitch Diameter (In.)	Wt. Ea. (Lbs.)	Material	Bushing or Bore Type	Bore Range (In.)
P34-20M-170	\$1149.24	7882-4025	34	8.522	87.20	GI	MPB	2 ¹ / ₈ - 4 ¹ / ₄
P36-20M-170	1196.18	7882-4027	36	9.023	98.70	GI	MPB	2 ¹ / ₈ - 4 ¹ / ₂
P38-20M-170	1243.13	7882-4029	38	9.524	64.00	GI	J	1½ - 4½
P40-20M-170	1272.26	7882-4032	40	10.026	73.40	GI	J	1½ - 4½
P44-20M-170	1335.38	7882-4035	44	11.028	88.10	GI	J	1½ - 4½
P48-20M-170	1558.76	7882-4038	48	12.031	120.00	GI	M	2 - 5½
P52-20M-170	1725.48	7882-4041	52	13.033	149.00	GI	M	2 - 5½
P56-20M-170	1892.20	7882-4046	56	14.036	177.00	GI	M	2 - 5½
P60-20M-170	2058.92	7882-4050	60	15.038	209.00	GI	M	2 - 5½
P64-20M-170	2262.88	7882-4055	64	16.041	236.00	GI	M	2 - 5½
P68-20M-170	2449.02	7882-4060	68	17.032	214.00	GI	M	2 - 5½
P72-20M-170	2633.54	7882-4065	72	18.046	238.00	GI	M	2 - 5½
P80-20M-170	3023.64	7882-4070	80	20.051	262.00	GI	M	2 - 5½
P90-20M-170	3468.77	7882-4075	90	22.557	303.00	GI	M	2 - 5½
P112-20M-170	3802.21	7882-4002	112	28.071	473.00	GI	N	2 ⁷ / ₁₆ - 5 ⁷ / ₈
P144-20M-170	4359.02	7882-4006	144	36.092	520.00	GI	N	2 ⁷ / ₁₆ - 5 ⁷ / ₈
P168-20M-170	5359.36	7882-4010	168	42.107	619.00	GI	P	3 ⁷ / ₁₆ - 7
P192-20M-170	7771.14	7882-4015	192	48.122	783.00	GI	P	3 ⁷ / ₁₆ - 7
P216-20M-170	11387.21	7882-4020	216	54.136	902.00	GI	P	3 ⁷ / ₁₆ - 7

Sprockets Do Not Include Bushings • Prices Subject To Change Without Notice





Sprockets for PowerGrip® GT® 2/HTD® Belts (continued)

Product No. Series 7882 (continued)

**20mm Pitch Sprockets
For Belts 230mm Wide**

Part No.	Suggested List Price	Product No.	No. of Grooves	Pitch Diameter (In.)	Wt. Ea. (Lbs.)	Material	Bushing or Bore Type	Bore Range (In.)
P38-20M-230	\$1558.76	7882-4030	38	9.524	128.00	GI	MPB	2 ⁷ / ₈ - 4 ³ / ₄
P40-20M-230	1594.37	7882-4033	40	10.026	156.00	GI	MPB	2 ⁷ / ₈ - 5 ¹ / ₄
P44-20M-230	1631.60	7882-4036	44	11.028	189.00	GI	MPB	2 ⁷ / ₈ - 6
P48-20M-230	1872.78	7882-4039	48	12.031	140.00	GI	M	2 - 5 ¹ / ₂
P52-20M-230	2076.73	7882-4042	52	13.033	175.00	GI	M	2 - 5 ¹ / ₂
P56-20M-230	2280.67	7882-4047	56	14.036	204.00	GI	M	2 - 5 ¹ / ₂
P60-20M-230	2466.83	7882-4051	60	15.038	234.00	GI	M	2 - 5 ¹ / ₂
P64-20M-230	2670.77	7882-4056	64	16.041	270.00	GI	M	2 - 5 ¹ / ₂
P68-20M-230	2874.72	7882-4061	68	17.032	341.00	GI	N	2 ⁷ / ₁₆ - 5 ⁷ / ₈
P72-20M-230	3078.67	7882-4066	72	18.046	410.00	GI	N	2 ⁷ / ₁₆ - 5 ⁷ / ₈
P80-20M-230	3486.58	7882-4071	80	20.051	343.00	GI	N	2 ⁷ / ₁₆ - 5 ⁷ / ₈
P90-20M-230	4006.16	7882-4076	90	22.557	398.00	GI	N	2 ⁷ / ₁₆ - 5 ⁷ / ₈
P112-20M-230	4451.29	7882-4003	112	28.071	664.00	GI	N	2 ⁷ / ₁₆ - 5 ⁷ / ₈
P144-20M-230	5008.10	7882-4007	144	36.092	886.00	GI	P	2 ¹⁵ / ₁₆ - 7
P168-20M-230	6214.00	7882-4011	168	42.107	934.00	GI	P	2 ¹⁵ / ₁₆ - 7
P192-20M-230	8124.00	7882-4016	192	48.122	1429.00	GI	W	4 - 8 ¹ / ₂
P216-20M-230	12463.61	7882-4021	216	54.136	1317.00	GI	W	4 - 8 ¹ / ₂

**20mm Pitch Sprockets
For Belts 290mm Wide**

Part No.	Suggested List Price	Product No.	No. of Grooves	Pitch Diameter (In.)	Wt. Ea. (Lbs.)	Material	Bushing or Bore Type	Bore Range (In.)
P52-20M-290	\$2578.51	7882-4043	52	13.033	202.00	GI	N	2 ⁷ / ₁₆ - 5 ⁷ / ₈
P56-20M-290	2782.46	7882-4048	56	14.036	237.00	GI	N	2 ⁷ / ₁₆ - 5 ⁷ / ₈
P60-20M-290	3078.67	7882-4052	60	15.038	276.00	GI	N	2 ⁷ / ₁₆ - 5 ⁷ / ₈
P64-20M-290	3394.31	7882-4057	64	16.041	320.00	GI	N	2 ⁷ / ₁₆ - 5 ⁷ / ₈
P68-20M-290	3709.94	7882-4062	68	17.032	368.00	GI	N	2 ⁷ / ₁₆ - 5 ⁷ / ₈
P72-20M-290	4023.96	7882-4067	72	18.046	404.00	GI	N	2 ⁷ / ₁₆ - 5 ⁷ / ₈
P80-20M-290	4469.09	7882-4072	80	20.051	376.00	GI	N	2 ⁷ / ₁₆ - 5 ⁷ / ₈
P90-20M-290	4970.88	7882-4077	90	22.557	431.00	GI	N	2 ⁷ / ₁₆ - 5 ⁷ / ₈
P112-20M-290	5657.18	7882-4004	112	28.071	799.00	GI	P	2 ¹⁵ / ₁₆ - 7
P144-20M-290	6472.98	7882-4008	144	36.092	1004.00	GI	P	2 ¹⁵ / ₁₆ - 7
P168-20M-290	7994.51	7882-4012	168	42.107	1410.00	GI	W	4 - 8 ¹ / ₂
P192-20M-290	9867.29	7882-4017	192	48.122	1552.00	GI	W	4 - 8 ¹ / ₂
P216-20M-290	13557.82	7882-4022	216	54.136	1441.00	GI	W	4 - 8 ¹ / ₂

**20mm Pitch Sprockets
For Belts 340mm Wide**

Part No.	Suggested List Price	Product No.	No. of Grooves	Pitch Diameter (In.)	Wt. Ea. (Lbs.)	Material	Bushing or Bore Type	Bore Range (In.)
P52-20M-340	\$3060.86	7882-4044	52	13.033	219.00	GI	N	2 ⁷ / ₁₆ - 5 ⁷ / ₈
P56-20M-340	3264.82	7882-4049	56	14.036	258.00	GI	N	2 ⁷ / ₁₆ - 5 ⁷ / ₈
P60-20M-340	3690.53	7882-4053	60	15.038	294.00	GI	N	2 ⁷ / ₁₆ - 5 ⁷ / ₈
P64-20M-340	4117.85	7882-4058	64	16.041	339.00	GI	N	2 ⁷ / ₁₆ - 5 ⁷ / ₈
P68-20M-340	4543.55	7882-4063	68	17.032	389.00	GI	N	2 ⁷ / ₁₆ - 5 ⁷ / ₈
P72-20M-340	4970.88	7882-4068	72	18.046	438.00	GI	N	2 ⁷ / ₁₆ - 5 ⁷ / ₈
P80-20M-340	5433.80	7882-4073	80	20.051	462.00	GI	P	2 ¹⁵ / ₁₆ - 7
P90-20M-340	5935.58	7882-4078	90	22.557	507.00	GI	P	2 ¹⁵ / ₁₆ - 7
P112-20M-340	6843.65	7882-4005	112	28.071	870.00	GI	P	2 ¹⁵ / ₁₆ - 7
P144-20M-340	7937.86	7882-4009	144	36.092	1215.00	GI	W	4 - 8 ¹ / ₂
P168-20M-340	9775.03	7882-4013	168	42.107	1514.00	GI	W	4 - 8 ¹ / ₂
P192-20M-340	11591.15	7882-4018	192	48.122	1817.00	GI	S	5 ¹ / ₂ - 10
P216-20M-340	14634.22	7882-4023	216	54.136	1717.00	GI	S	5 ¹ / ₂ - 10

Sprockets Do Not Include Bushings • Prices Subject To Change Without Notice





PowerGrip® GT² Sprockets



Markets/Applications

Use with PowerGrip GT2 Belts

Features/Advantages

- Precise Sprocket Design produces Positive, Press Fit to Shaft
- No Sprocket Wobble
- Smaller, Narrower Sprockets
- Precision Manufactured
- Transmit Higher HP/Torque
- Static Balanced
- Save Shaft Space
- Quiet Operation

How to Describe and Order

Specify quantity required followed by the part number.

For Example:

Quantity Part Number
10 2MR-18S-06

How to Describe and Order (continued)

Gates PowerGrip GT2 Sprockets are measured by:

- Pitch
- Number of grooves
- Width

Pitch – the distance from the center to center of the grooves. It is shown in the first part of the sprocket designation. A 2MR-12S-06 is a sprocket with a 2mm pitch.

Number of Grooves – The number of grooves of a PowerGrip GT2 sprocket (corresponding to the number of teeth on a gear or sprocket) is shown in the second part of the sprocket designation. A 2MR-12S-06 is a sprocket with 12 grooves.

Width – The width designation corresponds to the width of the widest belt that can operate in the sprocket. It is shown in the last part of the sprocket designation and is the width in millimeters. A 2MR-12S-06 sprocket is used with 6mm wide belts.

Abbreviations used for sprocket bore: MPB = Minimum Plain Bore

Abbreviations used for sprocket material: AL=Aluminum.

Product No. Series 7842

2mm Pitch Sprockets—Aluminum—MPB Type For Belts 4 and 6mm Wide

Part No.	Suggested List Price	Product No.	No. of Grooves	Pitch Dia. (In.)	Wt. Ea. (Lbs.)	Material	Bushing or Bore Type	Bore Range (In.)
2MR-12S-06	\$21.94	7842-6001	12	.301	.01	AL	MPB	1/8 – 1/8
2MR-13S-06	22.54	7842-6002	13	.326	.01	AL	MPB	1/8 – 1/8
2MR-14S-06	22.86	7842-6003	14	.351	.01	AL	MPB	1/8 – 1/8
2MR-15S-06	23.12	7842-6004	15	.376	.01	AL	MPB	3/16 – 3/16
2MR-16S-06	23.29	7842-6005	16	.401	.01	AL	MPB	3/16 – 3/16
2MR-17S-06	23.48	7842-6006	17	.426	.01	AL	MPB	3/16 – 3/16
2MR-18S-06	17.78	7842-6007	18	.451	.01	AL	MPB	3/16 – 3/16
2MR-19S-06	18.48	7842-6008	19	.476	.02	AL	MPB	3/16 – 3/16
2MR-20S-06	18.85	7842-6009	20	.501	.02	AL	MPB	3/16 – 3/16
2MR-21S-06	19.06	7842-6010	21	.526	.02	AL	MPB	3/16 – 3/16
2MR-22S-06	19.50	7842-6011	22	.551	.02	AL	MPB	3/16 – 3/16
2MR-24S-06	20.18	7842-6012	24	.602	.02	AL	MPB	1/4 – 1/4
2MR-26S-06	21.11	7842-6013	26	.652	.03	AL	MPB	1/4 – 1/4
2MR-28S-06	21.76	7842-6014	28	.702	.03	AL	MPB	1/4 – 1/4
2MR-30S-06	22.39	7842-6015	30	.752	.03	AL	MPB	1/4 – 5/16
2MR-32S-06	23.09	7842-6016	32	.802	.03	AL	MPB	1/4 – 3/8
2MR-36S-06	23.80	7842-6017	36	.902	.04	AL	MPB	1/4 – 7/16
2MR-40S-06	24.98	7842-6018	40	1.003	.06	AL	MPB	1/4 – 1/2
2MR-45S-06	26.00	7842-6019	45	1.128	.06	AL	MPB	1/4 – 11/16
2MR-50S-06	27.23	7842-6020	50	1.253	.06	AL	MPB	1/4 – 11/16
2MR-56S-06	28.61	7842-6021	56	1.404	.06	AL	MPB	1/4 – 13/16
2MR-62S-06	29.82	7842-6022	62	1.554	.08	AL	MPB	1/4 – 15/16
2MR-68S-06	31.08	7842-6023	68	1.704	.13	AL	MPB	1/4 – 15/16
2MR-74S-06	32.34	7842-6024	74	1.855	.13	AL	MPB	1/4 – 1
2MR-80S-06	36.68	7842-6025	80	2.005	.19	AL	MPB	5/16 – 1 1/4

Sprockets Do Not Include Bushings • Prices Subject To Change Without Notice





PowerGrip® GT® 2 Sprockets (continued)

Product No. Series 7842 (continued)

**2mm Pitch Sprockets—Aluminum—MPB Type
For Belts 9mm Wide**

Part No.	Suggested List Price	Product No.	No. of Grooves	Pitch Dia. (In.)	Wt. Ea. (Lbs.)	Material	Bushing or Bore Type	Bore Range (In.)
2MR-12S-09	\$23.26	7842-6026	12	.301	.01	AL	MPB	1/8 - 1/8
2MR-13S-09	23.89	7842-6027	13	.326	.01	AL	MPB	1/8 - 1/8
2MR-14S-09	24.23	7842-6028	14	.351	.01	AL	MPB	1/8 - 1/8
2MR-15S-09	24.50	7842-6029	15	.376	.01	AL	MPB	3/16 - 3/16
2MR-16S-09	24.68	7842-6030	16	.401	.01	AL	MPB	3/16 - 3/16
2MR-17S-09	24.90	7842-6031	17	.426	.01	AL	MPB	3/16 - 3/16
2MR-18S-09	19.21	7842-6032	18	.451	.01	AL	MPB	3/16 - 3/16
2MR-19S-09	19.96	7842-6033	19	.476	.02	AL	MPB	3/16 - 3/16
2MR-20S-09	20.35	7842-6034	20	.501	.02	AL	MPB	3/16 - 3/16
2MR-21S-09	20.58	7842-6035	21	.526	.02	AL	MPB	3/16 - 3/16
2MR-22S-09	21.06	7842-6036	22	.551	.02	AL	MPB	3/16 - 3/16
2MR-24S-09	21.80	7842-6037	24	.602	.02	AL	MPB	1/4 - 1/4
2MR-26S-09	22.80	7842-6038	26	.652	.03	AL	MPB	1/4 - 1/4
2MR-28S-09	23.50	7842-6039	28	.702	.03	AL	MPB	1/4 - 1/4
2MR-30S-09	24.18	7842-6040	30	.752	.03	AL	MPB	1/4 - 5/16
2MR-32S-09	24.94	7842-6041	32	.802	.03	AL	MPB	1/4 - 3/8
2MR-36S-09	25.70	7842-6042	36	.902	.04	AL	MPB	1/4 - 7/16
2MR-40S-09	26.99	7842-6043	40	1.003	.06	AL	MPB	1/4 - 1/2
2MR-45S-09	28.09	7842-6044	45	1.128	.06	AL	MPB	1/4 - 11/16
2MR-50S-09	29.40	7842-6045	50	1.253	.06	AL	MPB	1/4 - 11/16
2MR-56S-09	30.89	7842-6046	56	1.404	.06	AL	MPB	1/4 - 13/16
2MR-62S-09	32.21	7842-6047	62	1.554	.08	AL	MPB	1/4 - 15/16
2MR-68S-09	33.56	7842-6048	68	1.704	.13	AL	MPB	1/4 - 15/16
2MR-74S-09	34.93	7842-6049	74	1.855	.13	AL	MPB	1/4 - 1
2MR-80S-09	39.61	7842-6050	80	2.005	.19	AL	MPB	5/16 - 1 1/4

Product No. Series 7843

**3mm Pitch Sprockets—Aluminum—MPB Type
For Belts 6 and 9mm Wide**

Part No.	Suggested List Price	Product No.	No. of Grooves	Pitch Dia. (In.)	Wt. Ea. (Lbs.)	Material	Bushing or Bore Type	Bore Range (In.)
3MR-16S-09	\$23.08	7843-6001	16	.602	.02	AL	MPB	1/8 - 3/16
3MR-17S-09	23.45	7843-6002	17	.639	.02	AL	MPB	1/8 - 3/16
3MR-18S-09	20.06	7843-6003	18	.677	.02	AL	MPB	3/16 - 3/16
3MR-19S-09	20.40	7843-6004	19	.714	.02	AL	MPB	3/16 - 1/4
3MR-20S-09	20.70	7843-6005	20	.752	.02	AL	MPB	3/16 - 1/4
3MR-21S-09	21.05	7843-6006	21	.790	.02	AL	MPB	3/16 - 1/4
3MR-22S-09	21.41	7843-6007	22	.827	.02	AL	MPB	3/16 - 5/16
3MR-24S-09	22.18	7843-6008	24	.902	.02	AL	MPB	1/4 - 3/8
3MR-26S-09	23.16	7843-6009	26	.978	.02	AL	MPB	1/4 - 3/8
3MR-28S-09	24.05	7843-6010	28	1.053	.02	AL	MPB	1/4 - 1/2
3MR-30S-09	24.88	7843-6011	30	1.128	.02	AL	MPB	1/4 - 9/16
3MR-32S-09	25.76	7843-6012	32	1.203	.02	AL	MPB	1/4 - 5/8
3MR-34S-09	26.66	7843-6013	34	1.278	.02	AL	MPB	1/4 - 11/16
3MR-36S-09	27.72	7843-6014	36	1.353	.02	AL	MPB	1/4 - 3/4
3MR-38S-09	28.87	7843-6015	38	1.429	.03	AL	MPB	1/4 - 7/8
3MR-40S-09	30.04	7843-6016	40	1.504	.09	AL	MPB	1/4 - 15/16
3MR-45S-09	33.20	7843-6017	45	1.692	.09	AL	MPB	5/16 - 1
3MR-50S-09	37.42	7843-6018	50	1.880	.10	AL	MPB	5/16 - 1
3MR-56S-09	42.37	7843-6019	56	2.105	.11	AL	MPB	5/16 - 1
3MR-62S-09	49.36	7843-6020	62	2.331	.12	AL	MPB	5/16 - 1
3MR-68S-09	51.42	7843-6021	68	2.557	.12	AL	MPB	5/16 - 1
3MR-74S-09	53.04	7843-6022	74	2.782	.13	AL	MPB	5/16 - 1
3MR-80S-09	55.04	7843-6023	80	3.008	.16	AL	MPB	5/16 - 1

Sprockets Do Not Include Bushings • Prices Subject To Change Without Notice





PowerGrip® GT® 2 Sprockets (continued)

Product No. Series 7843 (continued)

**3mm Pitch Sprockets—Aluminum—MPB Type
For Belts 15mm Wide**

Part No.	Suggested List Price	Product No.	No. of Grooves	Pitch Dia. (In.)	Wt. Ea. (Lbs.)	Material	Bushing or Bore Type	Bore Range (In.)
3MR-16S-15	\$24.24	7843-6024	16	.602	.02	AL	MPB	1/8 - 3/16
3MR-17S-15	24.62	7843-6025	17	.639	.02	AL	MPB	1/8 - 3/16
3MR-18S-15	21.06	7843-6026	18	.677	.02	AL	MPB	3/16 - 3/16
3MR-19S-15	21.41	7843-6027	19	.714	.02	AL	MPB	3/16 - 1/4
3MR-20S-15	21.73	7843-6028	20	.752	.02	AL	MPB	3/16 - 1/4
3MR-21S-15	22.10	7843-6029	21	.790	.02	AL	MPB	3/16 - 1/4
3MR-22S-15	22.48	7843-6030	22	.827	.02	AL	MPB	3/16 - 5/16
3MR-24S-15	23.84	7843-6031	24	.902	.02	AL	MPB	1/4 - 3/8
3MR-26S-15	24.90	7843-6032	26	.978	.02	AL	MPB	1/4 - 3/8
3MR-28S-15	25.85	7843-6033	28	1.053	.02	AL	MPB	1/4 - 1/2
3MR-30S-15	26.75	7843-6034	30	1.128	.02	AL	MPB	1/4 - 9/16
3MR-32S-15	27.70	7843-6035	32	1.203	.02	AL	MPB	1/4 - 5/8
3MR-34S-15	28.67	7843-6036	34	1.278	.02	AL	MPB	1/4 - 11/16
3MR-36S-15	29.80	7843-6037	36	1.353	.02	AL	MPB	1/4 - 3/4
3MR-38S-15	31.03	7843-6038	38	1.429	.03	AL	MPB	1/4 - 7/8
3MR-40S-15	32.28	7843-6039	40	1.504	.09	AL	MPB	1/4 - 15/16
3MR-45S-15	35.70	7843-6040	45	1.692	.09	AL	MPB	5/16 - 1
3MR-50S-15	40.22	7843-6041	50	1.880	.10	AL	MPB	5/16 - 1
3MR-56S-15	45.55	7843-6042	56	2.105	.11	AL	MPB	5/16 - 1
3MR-62S-15	53.05	7843-6043	62	2.331	.12	AL	MPB	5/16 - 1
3MR-68S-15	55.28	7843-6044	68	2.557	.12	AL	MPB	5/16 - 1
3MR-74S-15	57.01	7843-6045	74	2.782	.13	AL	MPB	5/16 - 1
3MR-80S-15	59.17	7843-6046	80	3.008	.16	AL	MPB	5/16 - 1



PowerGrip® HTD® Sprockets

Markets/Applications

Use with PowerGrip HTD Belts.

Features/Advantages

- Full Split in Bushing allows Easy Installation and Removal
- Precise Sprocket Design produces Positive, Press Fit to Shaft
- No Sprocket Wobble
- Precision Manufactured
- Static Balanced

How to Describe and Order

Specify quantity required followed by the part number.

For Example:

Quantity **Part Number**
10 **P24-3M-06AL**

Gates PowerGrip HTD Sprockets are measured by:

- Number of Grooves
- Pitch
- Width

How to Describe and Order (continued)

Number of Grooves — The number of grooves of a PowerGrip HTD sprocket (corresponding to the number of teeth on a gear or sprocket) is shown in the first part of the sprocket designation. A **P10-3M-06AL** is a sprocket with 10 grooves.

Pitch — The distance from center to center of the grooves. It is shown in the second part of the sprocket designation. A **P10-3M-06AL** is a sprocket with a 3mm pitch.

Width — The width designation corresponds to the width of the widest belt that can operate in the sprocket. It is shown in the last part of the sprocket designation and is the width in millimeters. A **P10-3M-06AL** sprocket is used with 6mm wide belts.

Do **NOT** use these sprockets with rim speeds in excess of 6,500 fpm.

Abbreviations used for sprocket bore: MPB = Minimum Plain Bore (no keyway, no set screw).

Abbreviations used for sprocket material: AL = Aluminum.



Product No. Series 7882

3mm Pitch Sprockets — Aluminum — MPB Type For Belts 6mm Wide

Part No.	Suggested List Price	Product No.	No. of Grooves	Pitch Diameter (In.)	Wt. Ea. (Lbs.)	Material	Bushing or Bore Type	Bore Range (In.)
P10-3M-06AL	\$16.32	7882-0001	10	.376	.01	AL	MPB	1/8 — 1/8
P12-3M-06AL	17.29	7882-0003	12	.451	.02	AL	MPB	3/16 — 3/16
P14-3M-06AL	18.16	7882-0005	14	.526	.02	AL	MPB	3/16 — 3/16
P15-3M-06AL	18.16	7882-0007	15	.564	.02	AL	MPB	3/16 — 3/16
P16-3M-06AL	18.68	7882-0009	16	.602	.02	AL	MPB	3/16 — 3/16
P17-3M-06AL	19.85	7882-0011	17	.639	.02	AL	MPB	3/16 — 3/16
P18-3M-06AL	17.16	7882-0048	18	.677	.02	AL	MPB	1/4 — 1/4
P19-3M-06AL	17.39	7882-0014	19	.714	.02	AL	MPB	1/4 — 1/4
P20-3M-06AL	17.54	7882-0016	20	.752	.02	AL	MPB	1/4 — 1/4
P22-3M-06AL	18.16	7882-0018	22	.827	.02	AL	MPB	1/4 — 1/4
P24-3M-06AL	18.71	7882-0020	24	.902	.02	AL	MPB	1/4 — 5/16
P26-3M-06AL	19.45	7882-0022	26	.977	.04	AL	MPB	1/4 — 5/16
P28-3M-06AL	20.10	7882-0024	28	1.053	.04	AL	MPB	1/4 — 3/8
P30-3M-06AL	20.84	7882-0026	30	1.128	.05	AL	MPB	1/4 — 7/16
P32-3M-06AL	21.49	7882-0028	32	1.203	.06	AL	MPB	1/4 — 1/2
P34-3M-06AL	22.24	7882-0030	34	1.278	.08	AL	MPB	1/4 — 9/16
P36-3M-06AL	23.02	7882-0032	36	1.353	.08	AL	MPB	1/4 — 5/8
P38-3M-06AL	23.89	7882-0034	38	1.429	.08	AL	MPB	1/4 — 3/4
P40-3M-06AL	24.79	7882-0036	40	1.504	.10	AL	MPB	1/4 — 13/16
P44-3M-06AL	26.74	7882-0038	44	1.654	.12	AL	MPB	1/4 — 15/16
P50-3M-06AL	31.88	7882-0040	50	1.880	.11	AL	MPB	5/16 — 15/16
P56-3M-06AL	37.07	7882-0042	56	2.105	.16	AL	MPB	5/16 — 15/16
P62-3M-06AL	42.73	7882-0044	62	2.331	.22	AL	MPB	5/16 — 15/16
P72-3M-06AL	53.26	7882-0046	72	2.707	.30	AL	MPB	5/16 — 15/16

Sprockets Do Not Include Bushings • Prices Subject To Change Without Notice





PowerGrip® HTD® Sprockets (continued)

Product No. Series 7882 (continued)

3mm Pitch Sprockets — Aluminum — MPB Type (continued)
For Belts 9mm Wide

Part No.	Suggested List Price	Product No.	No. of Grooves	Pitch Diameter (In.)	Wt. Ea. (Lbs.)	Material	Bushing or Bore Type	Bore Range (In.)
P10-3M-09AL	\$16.55	7882-0002	10	.376	.01	AL	MPB	1/8 — 1/8
P12-3M-09AL	17.48	7882-0004	12	.451	.01	AL	MPB	3/16 — 3/16
P14-3M-09AL	18.55	7882-0006	14	.526	.02	AL	MPB	3/16 — 3/16
P15-3M-09AL	19.07	7882-0008	15	.564	.02	AL	MPB	3/16 — 3/16
P16-3M-09AL	20.00	7882-0010	16	.602	.02	AL	MPB	3/16 — 3/16
P17-3M-09AL	20.33	7882-0012	17	.639	.02	AL	MPB	3/16 — 3/16
P18-3M-09AL	17.39	7882-0013	18	.677	.02	AL	MPB	1/4 — 1/4
P19-3M-09AL	17.68	7882-0015	19	.714	.02	AL	MPB	1/4 — 1/4
P20-3M-09AL	17.94	7882-0017	20	.752	.02	AL	MPB	1/4 — 1/4
P22-3M-09AL	18.55	7882-0019	22	.827	.03	AL	MPB	1/4 — 1/4
P24-3M-09AL	19.22	7882-0021	24	.902	.03	AL	MPB	1/4 — 5/16
P26-3M-09AL	20.08	7882-0023	26	.977	.04	AL	MPB	1/4 — 5/16
P28-3M-09AL	20.84	7882-0025	28	1.053	.05	AL	MPB	1/4 — 3/8
P30-3M-09AL	21.56	7882-0027	30	1.128	.06	AL	MPB	1/4 — 7/16
P32-3M-09AL	22.33	7882-0029	32	1.203	.06	AL	MPB	1/4 — 1/2
P34-3M-09AL	23.11	7882-0031	34	1.278	.09	AL	MPB	1/4 — 9/16
P36-3M-09AL	24.02	7882-0033	36	1.353	.09	AL	MPB	1/4 — 5/8
P38-3M-09AL	25.02	7882-0035	38	1.429	.12	AL	MPB	1/4 — 3/4
P40-3M-09AL	26.03	7882-0037	40	1.504	.13	AL	MPB	1/4 — 13/16
P44-3M-09AL	28.10	7882-0039	44	1.654	.16	AL	MPB	1/4 — 15/16
P50-3M-09AL	33.90	7882-0041	50	1.880	.17	AL	MPB	5/16 — 15/16
P56-3M-09AL	39.47	7882-0043	56	2.105	.20	AL	MPB	5/16 — 15/16
P62-3M-09AL	45.97	7882-0045	62	2.331	.25	AL	MPB	5/16 — 15/16
P72-3M-09AL	56.71	7882-0047	72	2.707	.31	AL	MPB	5/16 — 15/16

5mm Pitch Sprockets — Aluminum — MPB Type
For Belts 9mm Wide

Part No.	Suggested List Price	Product No.	No. of Grooves	Pitch Diameter (In.)	Wt. Ea. (Lbs.)	Material	Bushing or Bore Type	Bore Range (In.)
P14-5M-09AL	\$15.67	7882-1077	14	.877	.04	AL	MPB	1/4 — 1/4
P15-5M-09AL	16.64	7882-1004	15	.940	.04	AL	MPB	1/4 — 1/4
P16-5M-09AL	16.99	7882-1006	16	1.003	.04	AL	MPB	1/4 — 1/4
P17-5M-09AL	17.68	7882-1008	17	1.065	.04	AL	MPB	1/4 — 5/16
P18-5M-09AL	18.32	7882-1010	18	1.128	.06	AL	MPB	1/4 — 3/8
P19-5M-09AL	19.01	7882-1078	19	1.191	.05	AL	MPB	1/4 — 7/16
P20-5M-09AL	19.72	7882-1013	20	1.253	.06	AL	MPB	1/4 — 1/2
P22-5M-09AL	21.24	7882-1015	22	1.379	.08	AL	MPB	1/4 — 5/8
P24-5M-09AL	22.86	7882-1017	24	1.504	.08	AL	MPB	1/4 — 11/16
P26-5M-09AL	24.35	7882-1021	26	1.629	.75	AL	MPB	1/4 — 3/4
P28-5M-09AL	25.87	7882-1023	28	1.754	.31	AL	MPB	1/4 — 7/8
P30-5M-09AL	27.42	7882-1025	30	1.880	.18	AL	MPB	1/4 — 7/8
P32-5M-09AL	28.91	7882-1027	32	2.005	.21	AL	MPB	1/4 — 15/16
P34-5M-09AL	34.32	7882-1031	34	2.130	.18	AL	MPB	1/4 — 11/16
P36-5M-09AL	37.39	7882-1035	36	2.256	.28	AL	MPB	5/16 — 11/16
P38-5M-09AL	38.78	7882-1039	38	2.381	.24	AL	MPB	5/16 — 13/16
P40-5M-09AL	40.12	7882-1043	40	2.506	.34	AL	MPB	5/16 — 13/16
P44-5M-09AL	42.86	7882-1047	44	2.757	.34	AL	MPB	5/16 — 13/16
P50-5M-09AL	47.75	7882-1053	50	3.133	.36	AL	MPB	3/8 — 13/16
P56-5M-09AL	50.53	7882-1057	56	3.509	.42	AL	MPB	3/8 — 13/16
P62-5M-09AL	55.32	7882-1063	62	3.885	.50	AL	MPB	3/8 — 13/16
P72-5M-09AL	62.26	7882-1069	72	4.511	.44	AL	MPB	3/8 — 13/16

SPROCKETS

Sprockets Do Not Include Bushings • Prices Subject To Change Without Notice





PowerGrip® HTD® Sprockets (continued)

Product No. Series 7882 (continued)

5mm Pitch Sprockets — Aluminum — MPB Type (continued)
For Belts 15mm Wide

Part No.	Suggested List Price	Product No.	No. of Grooves	Pitch Diameter (In.)	Wt. Ea. (Lbs.)	Material	Bushing or Bore Type	Bore Range (In.)
P14-5M-15AL	\$16.06	7882-1003	14	.877	.04	AL	MPB	1/4 — 1/4
P15-5M-15AL	16.84	7882-1005	15	.940	.04	AL	MPB	1/4 — 1/4
P16-5M-15AL	17.48	7882-1007	16	1.003	.05	AL	MPB	1/4 — 1/4
P17-5M-15AL	18.29	7882-1009	17	1.065	.06	AL	MPB	1/4 — 5/16
P18-5M-15AL	19.01	7882-1011	18	1.128	.08	AL	MPB	1/4 — 3/8
P19-5M-15AL	19.85	7882-1012	19	1.191	.08	AL	MPB	1/4 — 7/16
P20-5M-15AL	20.56	7882-1014	20	1.253	.09	AL	MPB	1/4 — 1/2
P22-5M-15AL	22.12	7882-1016	22	1.379	.11	AL	MPB	1/4 — 5/8
P24-5M-15AL	23.80	7882-1018	24	1.504	.14	AL	MPB	1/4 — 11/16
P26-5M-15AL	25.57	7882-1022	26	1.629	.16	AL	MPB	1/4 — 3/4
P28-5M-15AL	27.26	7882-1024	28	1.754	.19	AL	MPB	1/4 — 7/8
P30-5M-15AL	28.91	7882-1026	30	1.880	.22	AL	MPB	1/4 — 7/8
P32-5M-15AL	30.53	7882-1029	32	2.005	.25	AL	MPB	1/4 — 15/16
P34-5M-15AL	36.00	7882-1033	34	2.130	.28	AL	MPB	1/4 — 1 1/16
P36-5M-15AL	40.12	7882-1037	36	2.256	.34	AL	MPB	5/16 — 1 1/16
P38-5M-15AL	41.47	7882-1041	38	2.381	.37	AL	MPB	5/16 — 1 3/16
P40-5M-15AL	43.25	7882-1045	40	2.506	.42	AL	MPB	5/16 — 1 3/16
P44-5M-15AL	46.36	7882-1049	44	2.757	.41	AL	MPB	5/16 — 1 3/16
P50-5M-15AL	51.86	7882-1054	50	3.133	.49	AL	MPB	3/8 — 1 3/16
P56-5M-15AL	55.00	7882-1059	56	3.509	.50	AL	MPB	3/8 — 1 3/16
P62-5M-15AL	60.50	7882-1064	62	3.885	.53	AL	MPB	3/8 — 1 3/16
P72-5M-15AL	67.75	7882-1071	72	4.511	.60	AL	MPB	3/8 — 1 3/16

Sprockets Do Not Include Bushings • Prices Subject To Change Without Notice





PowerGrip® Timing Pulleys



Markets/Applications

Use with PowerGrip Timing Belts.

Features/Advantages

- Full Split in Bushing allows Easy Installation and Removal
- Precise Sprocket Design produces Positive, Press Fit to Shaft
- No Sprocket Wobble
- Precision Manufactured
- Static Balanced

How to Describe and Order

Specify quantity required followed by the part number.

For Example:

Quantity	Part Number
2	TL20L075

Gates PowerGrip Timing pulleys are measured by:

- Number of Grooves
- Pitch
- Width

Number of Grooves — The number of grooves of a timing belt pulley (corresponding to the number of teeth on a gear or sprocket) is shown in the first part of the pulley designation. A TL20L075 is a pulley with 20 grooves.

How to Describe and Order (continued)

Pitch — The distance from center to center of the grooves (in inches). It is shown in the second part of the pulley designation by a letter(s). Exactly as in the PowerGrip Timing Belts, letters correspond to pitches as follows:

MXL = Mini Extra Light	= 0.080" pitch
XL = Extra Light	= 0.200" pitch
L = Light	= 0.375" pitch
H = Heavy	= 0.500" pitch

A TL20L075 is a pulley with a 0.375" pitch.

Width—The width designation corresponds to the width of the widest belt that can operate in the pulley. It is shown in the last part of the pulley designation and is the width in hundredths of inches.

A TL20L075 is a pulley for use with 3/4" belts.

NOTE: The complete pulley designation must be used when ordering a Gates PowerGrip Timing pulley.

Abbreviations used for pulley bore: MPB = Minimum Plain Bore.

Abbreviations used for pulley material: AL = Aluminum, ST = Steel, SiS = Sintered Steel, GI = Gray Iron, DI = Ductile Iron. Do NOT use sprockets with rim speeds in excess of 6,500 fpm.

Product No. Series 7826

2/25" Pitch (.080"/MXL) – Mini Extra Light

For Belts 1/8", 3/16", 1/4" Wide

Part No.	Suggested List Price	Product No.	No. of Grooves	Pitch Diameter (In.)	Wt. Ea. (Lbs.)	Material	Bore Type	Bore Range (In.)
PB10MXL025	\$12.80	7826-0010	10	.255	.06	AL	MPB	1/8" – 1/8"
PB11MXL025	13.01	7826-0011	11	.280	.07	AL	MPB	1/8" – 1/8"
PB12MXL025	13.15	7826-0012	12	.306	.08	AL	MPB	1/8" – 1/8"
PB14MXL025	13.51	7826-0014	14	.357	.01	AL	MPB	1/8" – 1/8"
PB15MXL025	13.70	7826-0015	15	.382	.01	AL	MPB	3/16" – 3/16"
PB16MXL025	13.86	7826-0016	16	.407	.01	AL	MPB	3/16" – 3/16"
PB18MXL025	12.46	7826-0118	18	.458	.02	AL	MPB	3/16" – 3/16"
PB20MXL025	12.66	7826-0120	20	.509	.01	AL	MPB	3/16" – 3/16"
PB21MXL025	12.91	7826-0121	21	.535	.02	AL	MPB	3/16" – 3/16"
PB22MXL025	13.06	7826-0122	22	.560	.03	AL	MPB	3/16" – 3/16"
PB24MXL025	13.36	7826-0124	24	.611	.04	AL	MPB	1/4" – 1/4"
PB28MXL025	14.46	7826-0128	28	.713	.02	AL	MPB	1/4" – 1/4"
PB30MXL025	14.90	7826-0130	30	.764	.02	AL	MPB	1/4" – 1/4"
PB32MXL025	15.26	7826-0132	32	.815	.04	AL	MPB	1/4" – 1/4"
PB36MXL025	16.40	7826-0136	36	.917	.05	AL	MPB	1/4" – 1/4"
PB40MXL025	17.56	7826-0140	40	1.019	.07	AL	MPB	1/4" – 1/4"
PB42MXL025	18.06	7826-0142	42	1.070	.07	AL	MPB	1/4" – 1/4"
PB44MXL025	18.61	7826-0144	44	1.120	.08	AL	MPB	1/4" – 1/4"
PB48MXL025	19.81	7826-0148	48	1.222	.01	AL	MPB	1/4" – 1/4"
PB60MXL025	20.26	7826-0160	60	1.528	.16	AL	MPB	1/4" – 1/4"
PB72MXL025	25.21	7826-0272	72	1.833	.25	AL	MPB	1/4" – 1/4"
PB80MXL025	29.32	7826-0180	80	2.037	.25	AL	MPB	5/16" – 5/16"

Pulleys Do Not Include Bushings • Prices Subject To Change Without Notice





PowerGrip® Timing Pulleys (continued)

PULLEYS

Product No. Series 7823 and 7881

1/5" Pitch (.200"/XL) – Extra Light

For Belts 1/4", 3/8" Wide

Part No.	Suggested List Price	Product No.	No. of Grooves	Pitch Diameter (In.)	Wt. Ea. (Lbs.)	Material	Bushing or Bore Type	Bore Range (In.)
PB10XL037	\$10.70	7823-0101	10	.637	.03	ST	MPB	3/16 – 3/16
PB11XL037	10.96	7823-0106	11	.700	.01	ST	MPB	3/16 – 3/16
PB12XL037	11.51	7823-0111	12	.764	.10	ST	MPB	3/16 – 1/4
PB14XL037	13.10	7823-0121	14	.891	.10	SIS	MPB	1/4 – 1/4
PB15XL037	13.66	7823-0126	15	.955	.10	SIS	MPB	1/4 – 5/16
PB16XL037	14.46	7823-0131	16	1.019	.10	SIS	MPB	1/4 – 3/8
PB18XL037	16.06	7823-0141	18	1.146	.10	SIS	MPB	1/4 – 1/2
PB20XL037	17.41	7823-0151	20	1.273	.20	SIS	MPB	1/4 – 9/16
PB21XL037	18.46	7823-0156	21	1.337	.20	SIS	MPB	1/4 – 9/16
PB22XL037	19.26	7823-0161	22	1.401	.20	SIS	MPB	1/4 – 3/4
PB24XL037	20.86	7823-0166	24	1.528	.30	SIS	MPB	1/4 – 11/16
PB28XL037	23.81	7823-0176	28	1.783	.30	SIS	MPB	1/4 – 13/16
PB30XL037	25.42	7823-0181	30	1.910	.40	SIS	MPB	5/16 – 15/16
PB32XL037	27.42	7823-0186	32	2.037	.25	AL	MPB	5/16 – 1
TL32XL037	36.88	7881-6032	32	2.037	.22	SIS	1108	1/2 – 1
PB36XL037	27.91	7823-0196	36	2.292	.29	AL	MPB	5/16 – 1
TL36XL037	38.08	7881-6036	36	2.292	.30	SIS	1108	1/2 – 1
PB40XL037	30.42	7823-0201	40	2.546	.30	AL	MPB	5/16 – 1
TL40XL037	39.55	7881-6040	40	2.546	.31	SIS	1108	1/2 – 1
PB42XL037	30.22	7823-0206	42	2.674	.31	AL	MPB	5/16 – 1
TL42XL037	41.70	7881-6042	42	2.674	.31	SIS	1108	1/2 – 1
PB44XL037	31.16	7823-0211	44	2.801	.34	AL	MPB	5/16 – 1
TL44XL037	45.16	7881-6044	44	2.801	.31	SIS	1108	1/2 – 1
PB48XL037	35.06	7823-0216	48	3.056	.40	ST	MPB	5/16 – 1
TL48XL037	46.66	7881-6048	48	3.056	.38	SIS	1108	1/2 – 1
PB60XL037	42.37	7823-0221	60	3.820	.40	ST	MPB	3/8 – 1
TL60XL037	48.13	7881-6060	60	3.820	.38	SIS	1210	1/2 – 1 1/4
PB72XL037	49.52	7823-0226	72	4.584	.65	AL	MPB	3/8 – 1
TL72XL037	52.43	7881-6072	72	4.584	.50	SIS	1610	1/2 – 1 11/16

3/8" Pitch (.375"/L) – Light Duty

For Belts 1/2" Wide

Part No.	Suggested List Price	Product No.	No. of Grooves	Pitch Diameter (In.)	Wt. Ea. (Lbs.)	Material	Bushing or Bore Type	Bore Range (In.)
PB10L050	\$16.40	7823-0301	10	1.194	.30	ST	MPB	3/8 – 1/2
PB12L050	18.11	7823-0311	12	1.432	.30	ST	MPB	3/8 – 3/4
PB14L050	22.67	7823-0321	14	1.671	.40	ST	MPB	3/8 – 3/4
PB16L050	24.66	7823-0331	16	1.910	.60	ST	MPB	1/2 – 1
PB17L050	25.12	7823-0336	17	2.029	.65	ST	MPB	1/2 – 1
TL18L050	29.77	7881-7001	18	2.149	.70	SIS	1108	1/2 – 1
PB19L050	30.82	7823-0346	19	2.268	.80	ST	MPB	1/2 – 13/16
TL20L050	33.02	7881-7004	20	2.387	.90	SIS	1108	1/2 – 1
PB21L050	41.47	7823-0356	21	2.507	1.00	ST	MPB	1/2 – 1 1/4
TL22L050	38.02	7881-7007	22	2.626	1.10	SIS	1108	1/2 – 1
TL24L050	40.02	7881-7010	24	2.865	.90	SIS	1210	1/2 – 1 1/4
TL26L050	42.02	7881-7013	26	3.104	1.70	SIS	1210	1/2 – 1 1/4
TL28L050	42.77	7881-7016	28	3.342	1.90	SIS	1210	1/2 – 1 1/4
TL30L050	45.02	7881-7019	30	3.581	2.20	SIS	1610	1/2 – 1 5/8
TL32L050	48.02	7881-7022	32	3.820	2.60	SIS	1610	1/2 – 1 5/8
TL40L050	93.43	7881-7054	40	4.775	3.80	GI	2012	1/2 – 2 1/8
TL48L050	112.42	7881-7055	48	5.730	4.60	GI	2012	1/2 – 2 1/8
TL60L050	115.67	7881-7056	60	7.162	6.30	GI	2012	1/2 – 2 1/8
TL72L050	118.27	7881-7057	72	8.594	5.14	GI	2012	1/2 – 2 1/8
TL84L050	127.12	7881-7058	84	10.027	9.30	GI	2517	1/2 – 2 11/16

Pulleys Do Not Include Bushings • Prices Subject To Change Without Notice





PULLEYS

PowerGrip® Timing Pulleys (continued)

Product No. Series 7823 and 7881 (continued)

3/8" Pitch (.375"/L) – Light Duty (continued)

For Belts 3/4" Wide

Part No.	Suggested List Price	Product No.	No. of Grooves	Pitch Diameter (In.)	Wt. Ea. (Lbs.)	Material	Bushing or Bore Type	Bore Range (In.)
PB12L075	\$22.01	7823-0511	12	1.432	.40	ST	MPB	3/8 – 3/4
PB14L075	25.46	7823-0521	14	1.671	.50	ST	MPB	3/8 – 3/4
PB16L075	27.96	7823-0531	16	1.910	.70	ST	MPB	1/2 – 1 1/8
PB17L075	28.16	7823-0536	17	2.029	.80	ST	MPB	1/2 – 1 1/8
TL18L075	34.52	7881-7002	18	2.149	.70	SiS	1108	1/2 – 1
PB19L075	32.52	7823-0546	19	2.268	1.10	ST	MPB	5/8 – 7/8
TL20L075	36.52	7881-7005	20	2.387	.70	SiS	1108	1/2 – 1
PB21L075	44.33	7823-0556	21	2.507	1.60	ST	MPB	5/8 – 1 1/4
TL22L075	40.78	7881-7008	22	2.626	1.10	SiS	1108	1/2 – 1
TL24L075	42.77	7881-7011	24	2.865	1.50	SiS	1210	1/2 – 1 1/4
TL26L075	50.14	7881-7014	26	3.104	1.70	SiS	1210	1/2 – 1 1/4
TL28L075	50.28	7881-7017	28	3.342	1.70	SiS	1610	1/2 – 1 5/8
TL30L075	54.02	7881-7020	30	3.581	2.20	SiS	1610	1/2 – 1 5/8
TL32L075	57.53	7881-7023	32	3.820	2.60	SiS	1610	1/2 – 1 5/8
TL40L075	97.86	7881-7059	40	4.775	3.80	GI	2012	1/2 – 2 1/8
TL48L075	118.51	7881-7060	48	5.730	4.60	GI	2012	1/2 – 2 1/8
TL60L075	122.53	7881-7061	60	7.162	6.30	GI	2012	1/2 – 2 1/8
TL72L075	126.70	7881-7062	72	8.594	7.70	GI	2012	1/2 – 2 1/8
TL84L075	132.18	7881-7063	84	10.027	7.80	GI	2517	1/2 – 2 1/16

For Belts 1" Wide

Part No.	Suggested List Price	Product No.	No. of Grooves	Pitch Diameter (In.)	Wt. Ea. (Lbs.)	Material	Bushing or Bore Type	Bore Range (In.)
PB14L100	\$28.56	7823-0721	14	1.671	.60	ST	MPB	3/8 – 3/4
PB16L100	30.61	7823-0731	16	1.910	.80	ST	MPB	1/2 – 1
PB17L100	30.31	7823-0736	17	2.029	1.00	ST	MPB	1/2 – 1
TL18L100	36.77	7881-7003	18	2.149	.90	SiS	1108	1/2 – 1
PB19L100	36.12	7823-0746	19	2.268	1.40	ST	MPB	5/8 – 7/8
TL20L100	39.28	7881-7006	20	2.387	1.20	SiS	1108	1/2 – 1
PB21L100	47.03	7823-0756	21	2.507	1.80	ST	MPB	5/8 – 1 1/4
TL22L100	41.52	7881-7009	22	2.626	1.50	SiS	1108	1/2 – 1
TL24L100	43.78	7881-7012	24	2.865	1.80	SiS	1210	1/2 – 1 1/4
TL26L100	50.28	7881-7015	26	3.104	2.20	SiS	1210	1/2 – 1 1/4
TL28L100	55.03	7881-7018	28	3.342	2.40	SiS	1610	1/2 – 1 5/8
TL30L100	58.79	7881-7021	30	3.581	2.90	SiS	1610	1/2 – 1 5/8
TL32L100	63.78	7881-7024	32	3.820	3.40	GI	1610	1/2 – 1 5/8
TL40L100	99.10	7881-7064	40	4.775	5.00	GI	2012	1/2 – 2 1/8
TL48L100	124.20	7881-7065	48	5.730	6.50	GI	2012	1/2 – 2 1/8
TL60L100	128.26	7881-7066	60	7.162	7.40	GI	2012	1/2 – 2 1/8
TL72L100	133.12	7881-7067	72	8.594	8.00	GI	2012	1/2 – 2 1/8
TL84L100	139.33	7881-7068	84	10.027	10.11	GI	2517	1/2 – 2 1/16

Pulleys Do Not Include Bushings • Prices Subject To Change Without Notice





PowerGrip® Timing Pulleys (continued)

PULLEYS

Product No. Series 7881 (continued)

1/2" Pitch (.500"/H) – Heavy Duty

For Belts 3/4" or 1" Wide

Part No.	Suggested List Price	Product No.	No. of Grooves	Pitch Diameter (In.)	Wt. Ea. (Lbs.)	Material	Bushing or Bore Type	Bore Range (In.)
TL14H100	\$36.77	7881-7025	14	2.228	1.00	Sis	1108	1/2 – 1
TL16H100	43.78	7881-7027	16	2.546	1.50	SIS	1108	1/2 – 1
TL18H100	45.53	7881-7030	18	2.865	1.70	SIS	1210	1/2 – 1 1/4
TL20H100	47.28	7881-7034	20	3.183	2.20	SIS	1210	1/2 – 1 1/4
TL22H100	50.77	7881-7038	22	3.501	2.50	SIS	1610	1/2 – 1 5/8
TL24H100	53.28	7881-7041	24	3.820	3.20	SIS	1610	1/2 – 1 5/8
TL26H100	59.78	7881-7045	26	4.138	3.60	DI	2012	1/2 – 2 1/8
TL28H100	76.30	7881-7049	28	4.456	4.20	GI	2012	1/2 – 1 5/8
TL30H100	95.71	7881-7069	30	4.775	5.60	GI	2012	1/2 – 2 1/8
TL32H100	102.68	7881-7070	32	5.093	4.60	GI	2517	1/2 – 2 11/16
TL40H100	134.33	7881-7071	40	6.366	10.60	GI	2517	1/2 – 2 11/16
TL48H100	163.96	7881-7072	48	7.639	13.50	GI	2517	1/2 – 2 11/16
TL60H100	168.25	7881-7073	60	9.549	20.50	GI	3020	7/8 – 3 1/4
TL72H100	205.82	7881-7074	72	11.459	14.80	GI	3020	7/8 – 3 1/4
TL84H100	241.57	7881-7075	84	13.369	21.50	GI	3020	7/8 – 3 1/4
TL96H100	273.34	7881-7076	96	15.279	29.00	GI	3020	7/8 – 3 1/4
TL120H100	346.40	7881-7077	120	19.099	40.60	GI	3020	7/8 – 3 1/4

For Belts 1 1/2" Wide

Part No.	Suggested List Price	Product No.	No. of Grooves	Pitch Diameter (In.)	Wt. Ea. (Lbs.)	Material	Bushing or Bore Type	Bore Range (In.)
TL14H150	\$55.78	7881-7026	14	2.228	1.20	SIS	1108	1/2 – 1
TL16H150	57.04	7881-7028	16	2.546	1.70	SIS	1108	1/2 – 1
TL18H150	58.79	7881-7031	18	2.865	2.30	SIS	1210	1/2 – 1 1/4
TL20H150	61.03	7881-7035	20	3.183	2.90	SIS	1210	1/2 – 1 1/4
TL22H150	67.28	7881-7053	22	3.501	3.50	SIS	1610	1/2 – 1 5/8
TL24H150	75.29	7881-7042	24	3.820	3.60	GI	2012	1/2 – 1 5/8
TL26H150	83.54	7881-7046	26	4.138	4.60	GI	2012	1/2 – 2 1/8
TL28H150	93.80	7881-7050	28	4.456	5.50	GI	2012	1/2 – 2 1/8
TL30H150	111.54	7881-7078	30	4.775	6.50	GI	2012	1/2 – 2 1/8
TL32H150	120.38	7881-7079	32	5.093	7.40	GI	2517	1/2 – 2 11/16
TL40H150	149.60	7881-7080	40	6.366	11.40	GI	2517	1/2 – 2 11/16
TL48H150	182.46	7881-7081	48	7.639	16.40	GI	2517	1/2 – 2 11/16
TL60H150	206.59	7881-7082	60	9.549	25.00	GI	3020	7/8 – 3 1/4
TL72H150	228.58	7881-7083	72	11.459	21.50	GI	3020	7/8 – 3 1/4
TL84H150	256.86	7881-7084	84	13.369	26.00	GI	3020	7/8 – 3 1/4
TL96H150	309.28	7881-7085	96	15.279	35.50	GI	3020	7/8 – 3 1/4
TL120H150	390.25	7881-7086	120	19.099	40.00	GI	3020	7/8 – 3 1/4

Pulleys Do Not Include Bushings • Prices Subject To Change Without Notice





PULLEYS

PowerGrip® Timing Pulleys (continued)

Product No. Series 7881 (continued)

1/2" Pitch (.500"/H) – Heavy Duty (continued)

For Belts 2" Wide

Part No.	Suggested List Price	Product No.	No. of Grooves	Pitch Diameter (In.)	Wt. Ea. (Lbs.)	Material	Bushing or Bore Type	Bore Range (In.)
TL16H200	\$64.28	7881-7029	16	2.546	2.10	GI	1108	1/2 – 1
TL18H200	68.53	7881-7032	18	2.865	2.10	GI	1215	1/2 – 1 1/4
TL20H200	75.04	7881-7036	20	3.183	2.90	GI	1215	1/2 – 1 1/4
TL22H200	81.54	7881-7039	22	3.501	3.20	GI	1615	1/2 – 1 5/8
TL24H200	88.04	7881-7043	24	3.820	3.00	GI	2012	1/2 – 2 1/8
TL26H200	94.55	7881-7047	26	4.138	4.00	GI	2012	1/2 – 2 1/8
TL28H200	101.05	7881-7051	28	4.456	5.30	GI	2012	1/2 – 2 1/8
TL30H200	128.03	7881-7087	30	4.775	7.40	GI	2012	1/2 – 2 1/8
TL32H200	134.33	7881-7088	32	5.093	6.08	GI	2517	1/2 – 2 11/16
TL40H200	194.11	7881-7089	40	6.366	12.70	GI	2517	1/2 – 2 11/16
TL48H200	213.83	7881-7090	48	7.639	18.12	GI	3020	1/2 – 2 11/16
TL60H200	226.43	7881-7091	60	9.549	24.10	GI	3020	7/8 – 3 1/4
TL72H200	255.66	7881-7092	72	11.459	21.00	GI	3020	7/8 – 3 1/4
TL84H200	300.70	7881-7093	84	13.369	23.00	GI	3020	7/8 – 3 1/4
TL96H200	360.76	7881-7094	96	15.279	34.00	GI	3020	7/8 – 3 1/4
TL120H200	485.29	7881-7095	120	19.099	55.00	GI	3020	7/8 – 3 1/4

For Belts 3" Wide

Part No.	Suggested List Price	Product No.	No. of Grooves	Pitch Diameter (In.)	Wt. Ea. (Lbs.)	Material	Bushing or Bore Type	Bore Range (In.)
TL16H300	\$89.28	7881-7096	16	2.546	4.20	GI	1108	1/2 – 1
TL18H300	103.06	7881-7033	18	2.865	3.10	GI	1215	1/2 – 1 1/4
TL20H300	110.32	7881-7037	20	3.183	4.00	GI	1215	1/2 – 1 1/4
TL22H300	120.56	7881-7040	22	3.501	4.50	GI	1615	1/2 – 1 5/8
TL24H300	131.08	7881-7044	24	3.820	4.10	GI	2012	1/2 – 2 1/8
TL26H300	139.82	7881-7048	26	4.138	5.70	GI	2012	1/2 – 2 1/8
TL28H300	153.34	7881-7052	28	4.456	7.50	GI	2012	1/2 – 2 1/8
TL30H300	128.03	7881-7097	30	4.775	8.90	GI	2012	1/2 – 2 1/8
TL32H300	180.31	7881-7098	32	5.093	10.20	GI	2517	1/2 – 2 11/16
TL40H300	202.31	7881-7099	40	6.366	18.08	GI	2517	1/2 – 2 11/16
TL48H300	237.01	7881-7100	48	7.639	21.50	GI	3020	7/8 – 3 1/4
TL60H300	272.14	7881-7101	60	9.549	28.00	GI	3020	7/8 – 3 1/4
TL72H300	304.99	7881-7102	72	11.459	23.00	GI	3020	7/8 – 3 1/4
TL84H300	359.54	7881-7103	84	13.369	30.00	GI	3020	7/8 – 3 1/4
TL96H300	448.16	7881-7104	96	15.279	77.00	GI	3535	1 3/16 – 3 15/16
TL120H300	584.64	7881-7105	120	19.099	60.00	GI	3535	1 3/16 – 3 15/16

Pulleys Do Not Include Bushings • Prices Subject To Change Without Notice





QD Bushings—English Sizes

Markets/Applications

For use with all QD style sheaves, sprockets and pulleys.

Features/Advantages

- Made to Precise Tolerances
- Popular Bore Sizes Available

How to Describe and Order

Specify quantity required followed by the part number.

For Example:

Quantity **Part Number**
10 **E1.3/16**

Bushings with metric bores and keyways are available. Check with Customer Service for sizes and for availability of larger bushings.

NOTE: Excessive cap-screw torque can cause sheave and/or bushing to break. Use of lubricants can result in sheave breakage.



BUSHINGS

Product No. Series 7839

NOTE: Bushings with standard keyseats do not include keys.

Part No.	Sugg. List Price	Product No.	Bore (In.)	Avg. Wt. Ea. (Lbs.)
E .7/8	\$83.04	7839-1014	7/8	9.00
E 1.	83.04	7839-1100	1	9.00
E 1.1/16	83.04	7839-1101	1 1/16	9.00
E 1.1/8	83.04	7839-1102	1 1/8	9.00
E 1.3/16	83.04	7839-1103	1 3/16	9.00
E 1.1/4	83.04	7839-1104	1 1/4	9.00
E 1.5/16	83.04	7839-1105	1 5/16	9.00
E 1.3/8	83.04	7839-1106	1 3/8	9.00
E 1.7/16	83.04	7839-1107	1 7/16	9.00
E 1.1/2	83.04	7839-1108	1 1/2	9.00
E 1.5/8	83.04	7839-1110	1 5/8	9.00
E 1.11/16	83.04	7839-1111	1 11/16	9.00
E 1.3/4	83.04	7839-1112	1 3/4	9.00
E 1.7/8	83.04	7839-1114	1 7/8	9.00
E 1.15/16	83.04	7839-1115	1 15/16	9.00
E 2.	83.04	7839-1200	2	9.00
² E 2.1/16	83.04	7839-1201	2 1/16	9.00
E 2.1/8	83.04	7839-1202	2 1/8	9.00
E 2.3/16	83.04	7839-1203	2 3/16	9.00
E 2.1/4	83.04	7839-1204	2 1/4	9.00
E 2.5/16	83.04	7839-1205	2 5/16	9.00
E 2.3/8	83.04	7839-1206	2 3/8	9.00
E 2.7/16	83.04	7839-1207	2 7/16	9.00
E 2.1/2	83.04	7839-1208	2 1/2	9.00
E 2.5/8	83.04	7839-1210	2 5/8	9.00
E 2.11/16	83.04	7839-1211	2 11/16	9.00
E 2.3/4	83.04	7839-1212	2 3/4	9.00
² E 2.13/16	83.04	7839-1213	2 13/16	9.00
E 2.7/8	83.04	7839-1214	2 7/8	9.00
¹² E 2.15/16	83.04	7839-1215	2 15/16	9.00
¹² E 3.	83.04	7839-1300	3	9.00
¹² E 3.1/8	83.04	7839-1302	3 1/8	9.00
¹² E 3.3/16	83.04	7839-1303	3 3/16	9.00
¹² E 3.1/4	83.04	7839-1304	3 1/4	9.00
¹² E 3.5/16	83.04	7839-1305	3 5/16	9.00
¹² E 3.3/8	83.04	7839-1306	3 3/8	9.00
¹² E 3.7/16	83.04	7839-1307	3 7/16	9.00
¹² E 3.1/2	83.04	7839-1308	3 1/2	9.00
F 1.	148.80	7839-2100	1	14.00
F 1.1/8	148.80	7839-2102	1 1/8	14.00
F 1.3/16	148.80	7839-2103	1 3/16	14.00
F 1.1/4	148.80	7839-2104	1 1/4	14.00
F 1.3/8	148.80	7839-2106	1 3/8	14.00
F 1.7/16	148.80	7839-2107	1 7/16	14.00
F 1.1/2	148.80	7839-2108	1 1/2	14.00
F 1.5/8	148.80	7839-2110	1 5/8	14.00
F 1.11/16	148.80	7839-2111	1 11/16	14.00
F 1.3/4	148.80	7839-2112	1 3/4	14.00
F 1.13/16	148.80	7839-2113	1 13/16	14.00
F 1.7/8	148.80	7839-2114	1 7/8	14.00

Part No.	Sugg. List Price	Product No.	Bore (In.)	Avg. Wt. Ea. (Lbs.)
F 1.15/16	\$148.80	7839-2115	1 15/16	14.00
F 2.	148.80	7839-2200	2	14.00
F 2.1/8	148.80	7839-2202	2 1/8	14.00
F 2.3/16	148.80	7839-2203	2 3/16	14.00
F 2.1/4	148.80	7839-2204	2 1/4	14.00
F 2.5/16	148.80	7839-2205	2 5/16	14.00
F 2.3/8	148.80	7839-2206	2 3/8	14.00
F 2.7/16	148.80	7839-2207	2 7/16	14.00
F 2.1/2	148.80	7839-2208	2 1/2	14.00
F 2.5/8	148.80	7839-2210	2 5/8	14.00
F 2.11/16	148.80	7839-2211	2 11/16	14.00
F 2.3/4	148.80	7839-2212	2 3/4	14.00
F 2.13/16	148.80	7839-2213	2 13/16	14.00
F 2.7/8	148.80	7839-2214	2 7/8	14.00
F 2.15/16	148.80	7839-2215	2 15/16	14.00
F 3.	148.80	7839-2300	3	14.00
F 3.1/8	148.80	7839-2302	3 1/8	14.00
F 3.3/16	148.80	7839-2303	3 3/16	14.00
F 3.1/4	148.80	7839-2304	3 1/4	14.00
¹² F 3.3/8	148.80	7839-2306	3 3/8	14.00
¹² F 3.7/16	148.80	7839-2307	3 7/16	14.00
¹² F 3.1/2	148.80	7839-2308	3 1/2	14.00
¹² F 3.5/8	148.80	7839-2310	3 5/8	14.00
¹² F 3.11/16	148.80	7839-2311	3 11/16	14.00
¹² F 3.3/4	148.80	7839-2312	3 3/4	14.00
¹² F 3.7/8	148.80	7839-2314	3 7/8	14.00
¹² F 3.15/16	148.80	7839-2315	3 15/16	14.00
¹³ F 4.	148.80	7839-2400	4	14.00
² J 1.7/16	184.80	7839-3107	1 7/16	21.00
J 1.1/2	184.80	7839-3108	1 1/2	21.00
J 1.5/8	184.80	7839-3110	1 5/8	21.00
J 1.3/4	184.80	7839-3112	1 3/4	21.00
J 1.7/8	184.80	7839-3114	1 7/8	21.00
J 1.15/16	184.80	7839-3115	1 15/16	21.00
J 2.	184.80	7839-3200	2	21.00
J 2.1/8	184.80	7839-3202	2 1/8	21.00
J 2.3/16	184.80	7839-3203	2 3/16	21.00
J 2.1/4	184.80	7839-3204	2 1/4	21.00
J 2.3/8	184.80	7839-3206	2 3/8	21.00
J 2.7/16	184.80	7839-3207	2 7/16	21.00
J 2.1/2	184.80	7839-3208	2 1/2	21.00
J 2.5/8	184.80	7839-3210	2 5/8	21.00
J 2.11/16	184.80	7839-3211	2 11/16	21.00
J 2.3/4	184.80	7839-3212	2 3/4	21.00
J 2.7/8	184.80	7839-3214	2 7/8	21.00
J 2.15/16	184.80	7839-3215	2 15/16	21.00
J 3.	184.80	7839-3300	3	21.00
J 3.1/8	184.80	7839-3302	3 1/8	21.00
J 3.3/16	184.80	7839-3303	3 3/16	21.00
J 3.1/4	184.80	7839-3304	3 1/4	21.00

² Available until stock is depleted.

¹²Shallow keyway.

¹³No keyway.

Sheaves, Sprockets and Pulleys Do Not Include Bushings • Prices Subject To Change Without Notice





QD Bushings—English Sizes (continued)

NOTE: Bushings with standard keyseats do not include keys.

Product No. Series 7838 and 7839 (continued)

Part No.	Sugg. List Price	Product No.	Bore (In.)	Avg. Wt. Ea. (Lbs.)
J 3.3/8	\$184.80	7839-3306	3 ³ / ₈	21.00
J 3.7/16	184.80	7839-3307	3 ⁷ / ₁₆	21.00
J 3.1/2	184.80	7839-3308	3 ¹ / ₂	21.00
J 3.5/8	184.80	7839-3310	3 ⁵ / ₈	21.00
J 3.11/16	184.80	7839-3311	3 ¹¹ / ₁₆	21.00
J 3.3/4	184.80	7839-3312	3 ³ / ₄	21.00
¹² J 3.7/8	184.80	7839-3314	3 ⁷ / ₈	21.00
¹² J 3.15/16	184.80	7839-3315	3 ¹⁵ / ₁₆	21.00
¹² J 4.	184.80	7839-3400	4	21.00
¹² J 4.1/8	184.80	7839-3402	4 ¹ / ₈	21.00
¹² J 4.3/16	184.80	7839-3403	4 ³ / ₁₆	21.00
¹² J 4.1/4	184.80	7839-3404	4 ¹ / ₄	21.00
¹² J 4.3/8	184.80	7839-3406	4 ³ / ₈	21.00
¹² J 4.7/16	184.80	7839-3407	4 ⁷ / ₁₆	21.00
¹² J 4.1/2	184.80	7839-3408	4 ¹ / ₂	21.00
JA .1/2	13.08	7838-0008	¹ / ₂	.50
JA .9/16	13.08	7838-0009	⁹ / ₁₆	.50
JA .5/8	13.08	7838-0010	⁵ / ₈	.50
JA .11/16	13.08	7838-0011	¹¹ / ₁₆	.50
JA .3/4	13.08	7838-0012	³ / ₄	.50
JA .13/16	13.08	7838-0013	¹³ / ₁₆	.50
JA .7/8	13.08	7838-0014	⁷ / ₈	.50
JA .15/16	13.08	7838-0015	¹⁵ / ₁₆	.50
JA 1.	13.08	7838-0100	1	.50
¹² JA 1.1/16	13.08	7838-0101	¹ / ₁₆	.50
¹² JA 1.1/8	13.08	7838-0102	¹ / ₈	.50
¹² JA 1.3/16	13.08	7838-0103	¹ / ₁₆	.30
¹³ JA 1.1/4	13.08	7838-0104	¹ / ₄	.20
M 2.	369.60	7839-4200	2	47.80
M 2.1/8	369.60	7839-4202	2 ¹ / ₈	47.80
M 2.3/16	369.60	7839-4203	2 ³ / ₁₆	47.80
M 2.1/4	369.60	7839-4204	2 ¹ / ₄	47.80
M 2.3/8	369.60	7839-4206	2 ³ / ₈	47.80
M 2.7/16	369.60	7839-4207	2 ⁷ / ₁₆	47.80
M 2.1/2	369.60	7839-4208	2 ¹ / ₂	47.80
M 2.5/8	369.60	7839-4210	2 ⁵ / ₈	47.80
M 2.11/16	369.60	7839-4211	2 ¹¹ / ₁₆	47.80
M 2.3/4	369.60	7839-4212	2 ³ / ₄	47.80
M 2.7/8	369.60	7839-4214	2 ⁷ / ₈	47.80
M 2.15/16	369.60	7839-4215	2 ¹⁵ / ₁₆	47.80
M 3.	369.60	7839-4300	3	47.80
M 3.1/8	369.60	7839-4302	3 ¹ / ₈	47.80
M 3.3/16	369.60	7839-4303	3 ³ / ₁₆	47.80
M 3.1/4	369.60	7839-4304	3 ¹ / ₄	47.80
M 3.3/8	369.60	7839-4306	3 ³ / ₈	47.80
M 3.7/16	369.60	7839-4307	3 ⁷ / ₁₆	47.80
M 3.1/2	369.60	7839-4308	3 ¹ / ₂	47.80
M 3.5/8	369.60	7839-4310	3 ⁵ / ₈	47.80
M 3.11/16	369.60	7839-4311	3 ¹¹ / ₁₆	47.80
M 3.3/4	369.60	7839-4312	3 ³ / ₄	47.80
M 3.7/8	369.60	7839-4314	3 ⁷ / ₈	47.80
M 3.15/16	369.60	7839-4315	3 ¹⁵ / ₁₆	47.80
M 4.	369.60	7839-4400	4	47.80
M 4.1/8	369.60	7839-4402	4 ¹ / ₈	47.80
M 4.3/16	369.60	7839-4403	4 ³ / ₁₆	47.80
M 4.1/4	369.60	7839-4404	4 ¹ / ₄	47.80
M 4.3/8	369.60	7839-4406	4 ³ / ₈	47.80
M 4.7/16	369.60	7839-4407	4 ⁷ / ₁₆	47.80
M 4.1/2	369.60	7839-4408	4 ¹ / ₂	47.80
M 4.11/16	369.60	7839-4411	4 ¹¹ / ₁₆	47.80
M 4.3/4	369.60	7839-4412	4 ³ / ₄	47.80
¹² M 4.7/8	369.60	7839-4414	4 ⁷ / ₈	47.80
¹² M 4.15/16	369.60	7839-4415	4 ¹⁵ / ₁₆	47.80

Part No.	Sugg. List Price	Product No.	Bore (In.)	Avg. Wt. Ea. (Lbs.)
¹² M 5.	\$369.60	7839-4500	5	47.80
¹² M 5.1/4	369.60	7839-4504	5 ¹ / ₄	47.80
¹² M 5.7/16	369.60	7839-4507	5 ⁷ / ₁₆	47.80
¹² M 5.1/2	369.60	7839-4508	5 ¹ / ₂	47.80
N 2.7/16	648.00	7839-5207	2 ⁷ / ₁₆	80.00
N 2.15/16	648.00	7839-5215	2 ¹⁵ / ₁₆	80.00
N 3.7/16	648.00	7839-5307	3 ⁷ / ₁₆	80.00
N 3.3/4	648.00	7839-5312	3 ³ / ₄	80.00
N 3.7/8	648.00	7839-5314	3 ⁷ / ₈	80.00
N 3.15/16	648.00	7839-5315	3 ¹⁵ / ₁₆	80.00
N 4.	648.00	7839-5400	4	80.00
N 4.3/16	648.00	7839-5403	4 ³ / ₁₆	80.00
N 4.1/4	648.00	7839-5404	4 ¹ / ₄	80.00
N 4.7/16	648.00	7839-5407	4 ⁷ / ₁₆	80.00
N 4.1/2	648.00	7839-5408	4 ¹ / ₂	80.00
N 4.3/4	648.00	7839-5412	4 ³ / ₄	80.00
N 4.7/8	648.00	7839-5414	4 ⁷ / ₈	80.00
N 4.15/16	648.00	7839-5415	4 ¹⁵ / ₁₆	80.00
N 5.	648.00	7839-5500	5	80.00
¹² N 5.1/8	648.00	7839-5502	5 ¹ / ₈	80.00
¹² N 5.1/4	648.00	7839-5504	5 ¹ / ₄	80.00
¹² N 5.1/2	648.00	7839-5508	5 ¹ / ₂	80.00
¹² N 5.3/4	648.00	7839-5512	5 ³ / ₄	80.00
¹² N 5.7/8	648.00	7839-5514	5 ⁷ / ₈	80.00
P 3.7/16	972.00	7839-6307	3 ⁷ / ₁₆	125.00
P 3.15/16	972.00	7839-6315	3 ¹⁵ / ₁₆	125.00
P 4.7/16	972.00	7839-6407	4 ⁷ / ₁₆	125.00
P 4.1/2	972.00	7839-6408	4 ¹ / ₂	125.00
P 4.15/16	972.00	7839-6415	4 ¹⁵ / ₁₆	125.00
P 5.1/2	972.00	7839-6508	5 ¹ / ₂	125.00
P 5.15/16	972.00	7839-6515	5 ¹⁵ / ₁₆	125.00
¹² P 6.	972.00	7839-6600	6	125.00
¹² P 6.1/2	972.00	7839-6608	6 ¹ / ₂	125.00
¹² P 7.	972.00	7839-6700	7	125.00
SD .1/2	24.96	7838-3008	¹ / ₂	1.60
SD .9/16	24.96	7838-3009	⁹ / ₁₆	1.60
SD .5/8	24.96	7838-3010	⁵ / ₈	1.60
SD .11/16	24.96	7838-3011	¹¹ / ₁₆	1.60
SD .3/4	24.96	7838-3012	³ / ₄	1.60
SD .13/16	24.96	7838-3013	¹³ / ₁₆	1.60
SD .7/8	24.96	7838-3014	⁷ / ₈	1.60
SD .15/16	24.96	7838-3015	¹⁵ / ₁₆	1.60
SD 1.	24.96	7838-3100	1	1.60
SD 1.1/16	24.96	7838-3101	¹ / ₁₆	1.60
SD 1.1/8	24.96	7838-3102	¹ / ₈	1.60
SD 1.3/16	24.96	7838-3103	¹ / ₁₆	1.60
SD 1.1/4	24.96	7838-3104	¹ / ₄	1.60
SD 1.5/16	24.96	7838-3105	¹ / ₁₆	1.60
SD 1.3/8	24.96	7838-3106	¹ / ₈	1.60
SD 1.7/16	24.96	7838-3107	¹ / ₁₆	1.60
SD 1.1/2	24.96	7838-3108	¹ / ₂	1.60
SD 1.9/16	24.96	7838-3109	¹ / ₁₆	1.60
SD 1.5/8	24.96	7838-3110	¹ / ₈	1.60
¹² SD 1.11/16	24.96	7838-3111	¹¹ / ₁₆	1.60
¹² SD 1.3/4	24.96	7838-3112	¹ / ₄	1.60
¹² SD 1.13/16	24.96	7838-3113	¹³ / ₁₆	1.60
¹² SD 1.7/8	24.96	7838-3114	¹ / ₈	1.60
¹² SD 1.15/16	24.96	7838-3115	¹⁵ / ₁₆	1.60
¹³ SD 2.	24.96	7838-3200	2	1.60
SDS .1/2	20.76	7838-2008	¹ / ₂	1.70
SDS .9/16	20.76	7838-2009	⁹ / ₁₆	1.70
SDS .5/8	20.76	7838-2010	⁵ / ₈	1.70
SDS .11/16	20.76	7838-2011	¹¹ / ₁₆	1.70

¹² Shallow keyway.
¹³ No keyway.

Sheaves, Sprockets and Pulleys Do Not Include Bushings • Prices Subject To Change Without Notice





NOTE: Bushings with standard keyseats do not include keys.

QD Bushings—English Sizes (continued)

Product No. Series 7838 & 7839 (continued)

Part No.	Sugg. List Price	Product No.	Bore (In.)	Avg. Wt. Ea. (Lbs.)
SDS .3/4	\$20.76	7838-2012	3/4	1.60
SDS .13/16	20.76	7838-2013	13/16	1.60
SDS .7/8	20.76	7838-2014	7/8	1.60
SDS .15/16	20.76	7838-2015	15/16	1.60
SDS 1.	20.76	7838-2100	1	1.50
SDS 1.1/16	20.76	7838-2101	1 1/16	1.50
SDS 1.1/8	20.76	7838-2102	1 1/8	1.50
SDS 1.3/16	20.76	7838-2103	1 3/16	1.40
SDS 1.1/4	20.76	7838-2104	1 1/4	1.40
SDS 1.5/16	20.76	7838-2105	1 5/16	1.30
SDS 1.3/8	20.76	7838-2106	1 3/8	1.30
SDS 1.7/16	20.76	7838-2107	1 7/16	1.20
SDS 1.1/2	20.76	7838-2108	1 1/2	1.20
SDS 1.9/16	20.76	7838-2109	1 9/16	1.20
SDS 1.5/8	20.76	7838-2110	1 5/8	1.10
¹² SDS 1.11/16	20.76	7838-2111	1 11/16	1.10
¹² SDS 1.3/4	20.76	7838-2112	1 3/4	1.00
¹² SDS 1.13/16	20.76	7838-2113	1 13/16	1.00
¹² SDS 1.7/8	20.76	7838-2114	1 7/8	1.00
¹² SDS 1.15/16	20.76	7838-2115	1 15/16	.90
¹³ SDS 2.	20.76	7838-2200	2	.80
SF .1/2	39.60	7838-5008	1/2	3.50
SF .5/8	39.60	7838-5010	5/8	3.50
SF .11/16	39.60	7838-5011	11/16	3.50
SF .3/4	39.60	7838-5012	3/4	3.50
SF .13/16	39.60	7838-5013	13/16	3.50
SF .7/8	39.60	7838-5014	7/8	3.50
SF .15/16	39.60	7838-5015	15/16	3.50
SF 1.	39.60	7838-5100	1	3.50
SF 1.1/8	39.60	7838-5102	1 1/8	3.50
SF 1.3/16	39.60	7838-5103	1 3/16	3.50
SF 1.1/4	39.60	7838-5104	1 1/4	3.50
SF 1.5/16	39.60	7838-5105	1 5/16	3.50
SF 1.3/8	39.60	7838-5106	1 3/8	3.50
SF 1.7/16	39.60	7838-5107	1 7/16	3.50
SF 1.1/2	39.60	7838-5108	1 1/2	3.50
SF 1.9/16	39.60	7838-5109	1 9/16	3.50
SF 1.5/8	39.60	7838-5110	1 5/8	3.50
SF 1.11/16	39.60	7838-5111	1 11/16	3.50
SF 1.3/4	39.60	7838-5112	1 3/4	3.50
SF 1.13/16	39.60	7838-5113	1 13/16	3.50
SF 1.7/8	39.60	7838-5114	1 7/8	3.50
SF 1.15/16	39.60	7838-5115	1 15/16	3.50
SF 2.	39.60	7838-5200	2	3.50
SF 2.1/16	39.60	7838-5201	2 1/16	3.50
SF 2.1/8	39.60	7838-5202	2 1/8	3.50
SF 2.3/16	39.60	7838-5203	2 3/16	3.50
SF 2.1/4	39.60	7838-5204	2 1/4	3.50
SF 2.5/16	39.60	7838-5205	2 5/16	3.50
¹² SF 2.3/8	39.60	7838-5206	2 3/8	3.50
¹² SF 2.7/16	39.60	7838-5207	2 7/16	3.50
¹² SF 2.1/2	39.60	7838-5208	2 1/2	3.50
¹² SF 2.5/8	39.60	7838-5210	2 5/8	3.50
¹² SF 2.11/16	39.60	7838-5211	2 11/16	3.50
¹² SF 2.3/4	39.60	7838-5212	2 3/4	3.50
¹² SF 2.13/16	39.60	7838-5213	2 13/16	3.50

¹² Shallow keyway.
¹³ No keyway.

Part No.	Sugg. List Price	Product No.	Bore (In.)	Avg. Wt. Ea. (Lbs.)
¹³ SF 2.7/8	\$39.60	7838-5214	2 7/8	3.50
¹³ SF 2.15/16	39.60	7838-5215	2 15/16	3.50
SH .1/2	17.88	7838-1008	1/2	1.00
SH .9/16	17.88	7838-1009	9/16	1.00
SH .5/8	17.88	7838-1010	5/8	1.00
SH .11/16	17.88	7838-1011	11/16	1.00
SH .3/4	17.88	7838-1012	3/4	1.00
SH .13/16	17.88	7838-1013	13/16	1.00
SH .7/8	17.88	7838-1014	7/8	1.00
SH .15/16	17.88	7838-1015	15/16	1.00
SH 1.	17.88	7838-1100	1	1.00
SH 1.1/16	17.88	7838-1101	1 1/16	1.00
SH 1.1/8	17.88	7838-1102	1 1/8	1.00
SH 1.3/16	17.88	7838-1103	1 3/16	1.00
SH 1.1/4	17.88	7838-1104	1 1/4	1.00
SH 1.5/16	17.88	7838-1105	1 5/16	1.00
SH 1.3/8	17.88	7838-1106	1 3/8	1.00
¹² SH 1.7/16	17.88	7838-1107	1 7/16	1.00
¹² SH 1.1/2	17.88	7838-1108	1 1/2	1.00
¹² SH 1.9/16	17.88	7838-1109	1 9/16	1.00
¹² SH 1.5/8	17.88	7838-1110	1 5/8	1.00
¹³ SH 1.11/16	17.88	7838-1111	1 11/16	.60
SK .1/2	32.16	7838-4008	1/2	2.00
SK .5/8	32.16	7838-4010	5/8	2.00
SK .11/16	32.16	7838-4011	11/16	2.00
SK .3/4	32.16	7838-4012	3/4	2.00
SK .13/16	32.16	7838-4013	13/16	2.00
SK .7/8	32.16	7838-4014	7/8	2.00
SK .15/16	32.16	7838-4015	15/16	2.00
SK 1.	32.16	7838-4100	1	2.00
SK 1.1/16	32.16	7838-4101	1 1/16	2.00
SK 1.1/8	32.16	7838-4102	1 1/8	2.00
SK 1.3/16	32.16	7838-4103	1 3/16	2.00
SK 1.1/4	32.16	7838-4104	1 1/4	2.00
SK 1.5/16	32.16	7838-4105	1 5/16	2.00
SK 1.3/8	32.16	7838-4106	1 3/8	2.00
SK 1.7/16	32.16	7838-4107	1 7/16	2.00
SK 1.1/2	32.16	7838-4108	1 1/2	2.00
SK 1.9/16	32.16	7838-4109	1 9/16	2.00
SK 1.5/8	32.16	7838-4110	1 5/8	2.00
SK 1.11/16	32.16	7838-4111	1 11/16	2.00
SK 1.3/4	32.16	7838-4112	1 3/4	2.00
SK 1.13/16	32.16	7838-4113	1 13/16	2.00
SK 1.7/8	32.16	7838-4114	1 7/8	2.00
SK 1.15/16	32.16	7838-4115	1 15/16	2.00
SK 2.	32.16	7838-4200	2	2.00
SK 2.1/16	32.16	7838-4201	2 1/16	2.00
SK 2.1/8	32.16	7838-4202	2 1/8	2.00
¹² SK 2.3/16	32.16	7838-4203	2 3/16	2.00
¹² SK 2.1/4	32.16	7838-4204	2 1/4	2.00
¹² SK 2.5/16	32.16	7838-4205	2 5/16	2.00
¹² SK 2.3/8	32.16	7838-4206	2 3/8	2.00
¹² SK 2.7/16	32.16	7838-4207	2 7/16	2.00
¹² SK 2.1/2	32.16	7838-4208	2 1/2	2.00
¹³ SK 2.5/8	32.16	7838-4210	2 5/8	2.00

BUSHINGS

Sheaves, Sprockets and Pulleys Do Not Include Bushings • Prices Subject To Change Without Notice





QD Bushings—Metric Sizes

Markets/Applications

For use with all QD style sheaves, sprockets and pulleys.

Features/Advantages

- Made to Precise Tolerances
- Popular Bore Sizes Available

How to Describe and Order

Specify quantity required followed by the part number.

For Example:

Quantity
2

Part Number
SH24MM

Product No. Series 7840 and 7841

Part No.	Sugg. List Price	Product No.	Bore (mm)	Avg. Wt. Ea. (Lbs.)
SH 24MM	\$17.88	7840-1015	24	1.10
SH 28MM	17.88	7840-1101	28	1.00
SH 30MM	17.88	7840-1103	30	.90
SH 35MM	17.88	7840-1106	35	1.00
SDS 24MM	20.76	7840-2015	24	1.50
SDS 25MM	20.76	7840-2100	25	1.50
SDS 28MM	20.76	7840-2101	28	1.40
SDS 30MM	20.76	7840-2103	30	1.40
SDS 35MM	20.76	7840-2106	35	1.00
SDS 38MM	20.76	7840-2108	38	1.00
SDS 42MM	20.76	7840-2111	42	.80
SD 25MM	24.96	7840-3100	25	1.80
SD 28MM	24.96	7840-3101	28	1.30
SD 30MM	24.96	7840-3103	30	1.80
SD 35MM	24.96	7840-3106	35	1.60
SD 42MM	24.96	7840-3111	42	1.00
SK 24MM	32.16	7840-4015	24	2.00

Part No.	Sugg. List Price	Product No.	Bore (mm)	Avg. Wt. Ea. (Lbs.)
SK 25MM	\$32.16	7840-4100	25	2.00
SK 30MM	32.16	7840-4103	30	2.00
SK 32MM	32.16	7840-4104	32	2.00
SK 35MM	32.16	7840-4106	35	2.00
SK 38MM	32.16	7840-4108	38	2.00
SK 40MM	32.16	7840-4109	40	2.00
SK 42MM	32.16	7840-4111	42	2.00
SK 48MM	32.16	7840-4114	48	2.00
SK 50MM	32.16	7840-4200	50	2.00
SK 55MM	32.16	7840-4203	55	2.00
SF 50MM	39.60	7840-5200	50	3.50
SF 60MM	39.60	7840-5206	60	3.50
E 50MM	83.04	7841-1200	50	9.00
E 60MM	83.04	7841-1206	60	9.00
J 55MM	184.80	7841-3203	55	21.00
J 70MM	184.80	7841-3212	70	21.00

NOTE: Metric screws/threads are available on a MTO basis. Minimum lead times may be required.

Reborable QD Bushings (Minimum Plain Bore)

Markets/Applications

For use with all QD style sheaves, sprockets and pulleys.

Features/Advantages

- Made to Precise Tolerances
- Available in MPB (minimum plain bore) or BTS (bored to size)

How to Describe and Order

Contact Customer Service for ordering instructions.

Product No. Series 7830

Sintered Steel Reborable Bushing

Part No.	Sugg. List Price	Product No.	Bore (In.)	Wt. Ea. (Lbs.)
JA .1/2NKS	\$13.08	7830-2100	1/2	.50
SH .1/2NKS	17.88	7830-2101	1/2	1.20
SDS .1/2NKS	20.76	7830-2102	1/2	1.70
SD .1/2NKS	24.96	7830-2103	1/2	2.00
SK .1/2NKS	32.16	7830-2104	1/2	3.70
SF .1/2NKS	39.60	7830-2105	1/2	5.70

NOTE: NKS means No Keyseat.

Cast Iron Reborable Bushing

Part No.	Sugg. List Price	Product No.	Bore (In.)	Wt. Ea. (Lbs.)
E .7/8NKS	\$83.04	7830-3100	7/8	13.00
F 1.NKS	148.80	7830-3101	1	19.20
J 1.1/2NKS	184.80	7830-3102	1 1/2	30.00
M 2.NKS	369.60	7830-3103	2	47.80
N 2.7/16NKS	648.00	7830-3104	2 7/16	70.00
P 3.7/16NKS	972.00	7830-3105	3 7/16	70.00
W 4.NKS	1728.00	7830-3106	4	262.00
S 5.1/2NKS	4080.00	7830-3107	5 1/2	350.00

NOTE: NKS means No Keyseat.

Sheaves, Sprockets and Pulleys Do Not Include Bushings • Prices Subject To Change Without Notice





Reborable QD Bushings with Rebores Charge

Product No. Series 7830 (continued)

Ductile Iron Reborable Bushing

Part No.	Sugg. List Price	Product No.	Bore (In.)	Wt. Ea. (Lbs.)
SF .1/2DUC-NKS	\$42.00	7830-5105	1/2	3.80
E .7/8DUC-NKS	108.00	7830-5100	7/8	9.00
F 1.DUC-NKS	180.00	7830-5101	1	14.00
J 1.1/2DUC-NKS	228.00	7830-5102	1 1/2	21.00
M 2.DUC-NKS	474.00	7830-5103	2	46.00
N 2.7/16DUC-NKS	842.40	7830-5104	2 7/16	70.00
P 3.7/16DUC-NKS	1272.00	7830-5106	3 7/16	133.00

NOTE: NKS means No Keyseat.

Sintered Steel Reborable Bushing Finished

Part No.	Sugg. List Price	Product No.	Bore (In.)	Maximum Rebores			
				Square Key	Shallow	No Keyseat	Metric
JA.1/2-FIN	\$37.08	7830-21005	1/2	1	1 3/16	1 1/4	30
SH.1/2-FIN	46.68	7830-21015	1/2	1 3/8	1 5/8	1 11/16	35
SDS.1/2-FIN	49.56	7830-21025	1/2	1 5/8	1 15/16	2	43
SD.1/2-FIN	58.56	7830-21035	1/2	1 5/8	1 15/16	2	43
SK.1/2-FIN	65.76	7830-21045	1/2	2 1/8	2 1/2	2 5/8	55
SF.1/2-FIN	75.60	7830-21055	1/2	2 5/16	2 13/16	2 15/16	60

Ductile Iron Reborable Bushing Finished

Part No.	Sugg. List Price	Product No.	Bore (In.)	Maximum Rebores			
				Square Key	Shallow	No Keyseat	Metric
SF .1/2DUC-FIN	\$78.00	7830-51055	1/2	2 5/16	2 13/16	2 15/16	60
E .7/8DUC-FIN	156.00	7830-51005	7/8	2 7/8	3 1/2	3 1/2	89
F 1.DUC-FIN	237.60	7830-51015	1	3 1/4	3 15/16	4	101
J 1.1/2DUC-FIN	288.00	7830-51025	1 1/2	3 3/4	4 1/2	4 1/2	114
M 2.DUC-FIN	550.80	7830-51035	2	4 3/4	5 1/2	5 1/2	139
N 2.7/16DUC-FIN	950.40	7830-51045	2 7/16	5	5 7/8	5 7/8	149
P 3.7/16DUC-FIN	1425.60	7830-51065	3 7/16	5 15/16	7	7	177

Cast Iron Reborable Bushing Finished


Part No.	Sugg. List Price	Product No.	Bore (In.)	Maximum Rebores	
				Inch	Metric
E .7/8-FIN	\$131.04	7830-31005	7/8	2 3/4	70
F 1.-FIN	206.40	7830-31015	1	3 3/16	90
J 1.1/2-FIN	244.80	7830-31025	1 1/2	3 7/8	100
M 2.-FIN	446.40	7830-31035	2	4 3/4	120
N 2.7/16-FIN	756.00	7830-31045	2 7/16	5 3/8	130
P 3.7/16-FIN	1125.60	7830-31055	3 7/16	7	160
W 4.-FIN	1924.80	7830-31065	4	8 1/2	200
S 5.1/2-FIN	4368.00	7830-31075	5 1/2	10	250

Sheaves, Sprockets and Pulleys Do Not Include Bushings • Prices Subject To Change Without Notice





Taper-Lock* Bushings—English Sizes



Features/Advantages

- Made to Precise Tolerances
- Popular Bore Sizes Available

How to Describe and Order

Specify quantity required followed by the part number.

For Example:

Qty Part Number
2 1108 1.1/16

Markets/Applications

For use with all Taper-Lock style sheaves, sprockets and pulleys.



BUSHINGS

Product No. Series 7848 and 7858

Part No.	Sugg. List Price	Product No.	Bore (In.)	Wt. Ea. (Lbs.)
1008 .1/2	\$13.92	7858-0008	1/2	.30
1008 .9/16	13.92	7858-0009	9/16	.30
1008 .5/8	13.92	7858-0010	5/8	.30
1008 .11/16	13.92	7858-0011	11/16	.20
1008 .3/4	13.92	7858-0012	3/4	.20
1008 .13/16	13.92	7858-0013	13/16	.20
1008 .7/8	13.92	7858-0014	7/8	.20
¹² 1008 .15/16	13.92	7858-0015	15/16	.20
¹² 1008 1.	13.92	7858-0100	1	.20
1108 .1/2	14.40	7858-0108	1/2	.30
1108 .9/16	14.40	7858-0109	9/16	.30
1108 .5/8	14.40	7858-0110	5/8	.30
1108 .11/16	14.40	7858-0111	11/16	.20
1108 .3/4	14.40	7858-0112	3/4	.20
1108 .13/16	14.40	7858-0113	13/16	.20
1108 .7/8	14.40	7858-0114	7/8	.20
1108 .15/16	14.40	7858-0115	15/16	.20
1108 1.	14.40	7858-0200	1	.20
¹² 1108 1.1/16	14.40	7858-0201	1 1/16	.20
¹² 1108 1.1/8	14.40	7858-0202	1 1/8	.10
1210 .1/2	15.36	7858-0508	1/2	.60
1210 .9/16	15.36	7858-0509	9/16	.60
1210 .5/8	15.36	7858-0510	5/8	.60
1210 .11/16	15.36	7858-0511	11/16	.50
1210 .3/4	15.36	7858-0512	3/4	.50
1210 .13/16	15.36	7858-0513	13/16	.50
1210 .7/8	15.36	7858-0514	7/8	.50
1210 .15/16	15.36	7858-0515	15/16	.50
1210 1.	15.36	7858-0600	1	.50
1210 1.1/16	15.36	7858-0601	1 1/16	.40
1210 1.1/8	15.36	7858-0602	1 1/8	.40
1210 1.3/16	15.36	7858-0603	1 3/16	.40
1210 1.1/4	15.36	7858-0604	1 1/4	.40
1215 .1/2	16.80	7858-1008	1/2	.90
1215 .9/16	16.80	7858-1009	9/16	.90
1215 .5/8	16.80	7858-1010	5/8	.80
1215 .11/16	16.80	7858-1011	11/16	.80
1215 .3/4	16.80	7858-1012	3/4	.80
1215 .13/16	16.80	7858-1013	13/16	.80
1215 .7/8	16.80	7858-1014	7/8	.80
1215 .15/16	16.80	7858-1015	15/16	.80
1215 1.	16.80	7858-1100	1	.70
1215 1.1/16	16.80	7858-1101	1 1/16	.60
1215 1.1/8	16.80	7858-1102	1 1/8	.60
1215 1.3/16	16.80	7858-1103	1 3/16	.50
1215 1.1/4	16.80	7858-1104	1 1/4	.50
1310 .1/2	17.28	7848-4008	1/2	.70
1310 .9/16	17.28	7848-4009	9/16	.70
1310 .5/8	17.28	7848-4010	5/8	.70
1310 .11/16	17.28	7848-4011	11/16	.70

Part No.	Sugg. List Price	Product No.	Bore (In.)	Wt. Ea. (Lbs.)
1310 .3/4	\$17.28	7848-4012	3/4	.70
1310 .7/8	17.28	7848-4014	7/8	.70
1310 1.	17.28	7848-4100	1	.60
1310 1.1/16	17.28	7848-4101	1 1/16	.60
1310 1.1/8	17.28	7848-4102	1 1/8	.60
1310 1.3/16	17.28	7848-4103	1 3/16	.60
1310 1.1/4	17.28	7848-4104	1 1/4	.60
1310 1.3/8	17.28	7848-4106	1 3/8	.60
1310 1.7/16	17.28	7848-4107	1 7/16	.60
1610 .1/2	17.76	7858-1608	1/2	.90
1610 .9/16	17.76	7858-1609	9/16	.90
1610 .5/8	17.76	7858-1610	5/8	.90
1610 .11/16	17.76	7858-1611	11/16	.90
1610 .3/4	17.76	7858-1612	3/4	.90
1610 .13/16	17.76	7858-1613	13/16	.90
1610 .7/8	17.76	7858-1614	7/8	.80
1610 .15/16	17.76	7858-1615	15/16	.80
1610 1.	17.76	7858-1700	1	.80
1610 1.1/16	17.76	7858-1701	1 1/16	.80
1610 1.1/8	17.76	7858-1702	1 1/8	.70
1610 1.3/16	17.76	7858-1703	1 3/16	.70
1610 1.1/4	17.76	7858-1704	1 1/4	.70
1610 1.5/16	17.76	7858-1705	1 5/16	.60
1610 1.3/8	17.76	7858-1706	1 3/8	.60
1610 1.7/16	17.76	7858-1707	1 7/16	.60
1610 1.1/2	17.76	7858-1708	1 1/2	.50
¹² 1610 1.9/16	17.76	7858-1709	1 9/16	.50
¹² 1610 1.5/8	17.76	7858-1710	1 5/8	.50
¹² 1610 1.11/16	17.76	7858-1711	1 11/16	.50
1615 .1/2	18.48	7858-2008	1/2	1.30
1615 .9/16	18.48	7858-2009	9/16	1.30
1615 .5/8	18.48	7858-2010	5/8	1.30
1615 .11/16	18.48	7858-2011	11/16	1.20
1615 .3/4	18.48	7858-2012	3/4	1.20
1615 .13/16	18.48	7858-2013	13/16	1.20
1615 .7/8	18.48	7858-2014	7/8	1.10
1615 .15/16	18.48	7858-2015	15/16	1.10
1615 1.	18.48	7858-2100	1	1.10
1615 1.1/16	18.48	7858-2101	1 1/16	1.00
1615 1.1/8	18.48	7858-2102	1 1/8	1.00
1615 1.3/16	18.48	7858-2103	1 3/16	1.00
1615 1.1/4	18.48	7858-2104	1 1/4	.90
1615 1.5/16	18.48	7858-2105	1 5/16	.80
1615 1.3/8	18.48	7858-2106	1 3/8	.80
1615 1.7/16	18.48	7858-2107	1 7/16	.70
1615 1.1/2	18.48	7858-2108	1 1/2	.70
¹² 1615 1.9/16	18.48	7858-2109	1 9/16	.70
¹² 1615 1.5/8	18.48	7858-2110	1 5/8	.60
¹² 1615 1.11/16	18.48	7858-2111	1 11/16	.60
2012 .1/2	24.00	7858-2508	1/2	1.70

¹²Shallow keyway.

*Taper-Lock is a registered trademark of Reliance Electric.

Sheaves, Sprockets and Pulleys Do Not Include Bushings • Prices Subject To Change Without Notice





Taper-Lock* Bushings—English Sizes (continued)

Product No. Series 7858 and 7859 (continued)

Part No.	Sugg. List Price	Product No.	Bore (In.)	Wt. Ea. (Lbs.)
2012 .9/16	\$24.00	7858-2509	9/16	1.70
2012 .5/8	24.00	7858-2510	5/8	1.70
2012 .11/16	24.00	7858-2511	11/16	1.70
2012 .3/4	24.00	7858-2512	3/4	1.70
2012 .13/16	24.00	7858-2513	13/16	1.70
2012 .7/8	24.00	7858-2514	7/8	1.60
2012 .15/16	24.00	7858-2515	15/16	1.60
2012 1.	24.00	7858-2600	1	1.60
2012 1.1/16	24.00	7858-2601	1 1/16	1.60
2012 1.1/8	24.00	7858-2602	1 1/8	1.50
2012 1.3/16	24.00	7858-2603	1 3/16	1.50
2012 1.1/4	24.00	7858-2604	1 1/4	1.50
2012 1.5/16	24.00	7858-2605	1 5/16	1.40
2012 1.3/8	24.00	7858-2606	1 3/8	1.30
2012 1.7/16	24.00	7858-2607	1 7/16	1.20
2012 1.1/2	24.00	7858-2608	1 1/2	1.20
2012 1.9/16	24.00	7858-2609	1 9/16	1.20
2012 1.5/8	24.00	7858-2610	1 5/8	1.20
2012 1.11/16	24.00	7858-2611	1 11/16	1.10
2012 1.3/4	24.00	7858-2612	1 3/4	1.00
2012 1.13/16	24.00	7858-2613	1 13/16	1.00
2012 1.7/8	24.00	7858-2614	1 7/8	.90
122012 1.15/16	24.00	7858-2615	1 15/16	.90
122012 2.	24.00	7858-2700	2	.90
122012 2.1/8	24.00	7858-2702	2 1/8	.90
2517 .1/2	29.52	7858-3008	1/2	3.70
2517 .5/8	29.52	7858-3010	5/8	3.60
2517 .11/16	29.52	7858-3011	11/16	3.50
2517 .3/4	29.52	7858-3012	3/4	3.40
2517 .13/16	29.52	7858-3013	13/16	3.40
2517 .7/8	29.52	7858-3014	7/8	3.30
2517 .15/16	29.52	7858-3015	15/16	3.30
2517 1.	29.52	7858-3100	1	3.30
2517 1.1/16	29.52	7858-3101	1 1/16	3.20
2517 1.1/8	29.52	7858-3102	1 1/8	3.20
2517 1.3/16	29.52	7858-3103	1 3/16	3.20
2517 1.1/4	29.52	7858-3104	1 1/4	3.20
2517 1.5/16	29.52	7858-3105	1 5/16	3.10
2517 1.3/8	29.52	7858-3106	1 3/8	3.10
2517 1.7/16	29.52	7858-3107	1 7/16	3.00
2517 1.1/2	29.52	7858-3108	1 1/2	2.90
2517 1.9/16	29.52	7858-3109	1 9/16	2.90
2517 1.5/8	29.52	7858-3110	1 5/8	2.80
2517 1.11/16	29.52	7858-3111	1 11/16	2.80
2517 1.3/4	29.52	7858-3112	1 3/4	2.70
2517 1.13/16	29.52	7858-3113	1 13/16	2.60
2517 1.7/8	29.52	7858-3114	1 7/8	2.50
2517 1.15/16	29.52	7858-3115	1 15/16	2.40
2517 2.	29.52	7858-3200	2	2.30
2517 2.1/16	29.52	7858-3201	2 1/16	2.30
2517 2.1/8	29.52	7858-3202	2 1/8	2.20
2517 2.3/16	29.52	7858-3203	2 3/16	2.10
2517 2.1/4	29.52	7858-3204	2 1/4	2.00
122517 2.5/16	29.52	7858-3205	2 5/16	1.90
122517 2.3/8	29.52	7858-3206	2 3/8	1.90
122517 2.7/16	29.52	7858-3207	2 7/16	1.80
122517 2.1/2	29.52	7858-3208	2 1/2	1.80
122517 2.5/8	29.52	7858-3210	2 5/8	1.80
122517 2.11/16	29.52	7858-3211	2 11/16	1.80
2525 1.5/8	43.68	7859-1110	1 5/8	3.60
2525 1.15/16	43.68	7859-1115	1 15/16	3.00
2525 2.	43.68	7859-1200	2	2.90

Part No.	Sugg. List Price	Product No.	Bore (In.)	Wt. Ea. (Lbs.)
2525 2.1/8	\$43.68	7859-1202	2 1/8	2.60
2525 2.3/16	43.68	7859-1203	2 3/16	2.50
122525 2.5/16	43.68	7859-1205	2 5/16	2.30
122525 2.1/2	43.68	7859-1208	2 1/2	1.70
3020 .7/8	44.40	7859-6014	7/8	6.50
3020 .15/16	44.40	7859-6015	15/16	6.50
3020 1.	44.40	7859-6100	1	6.50
3020 1.1/8	44.40	7859-6102	1 1/8	6.40
3020 1.3/16	44.40	7859-6103	1 3/16	6.40
3020 1.1/4	44.40	7859-6104	1 1/4	6.30
3020 1.5/16	44.40	7859-6105	1 5/16	6.10
3020 1.3/8	44.40	7859-6106	1 3/8	6.00
3020 1.7/16	44.40	7859-6107	1 7/16	6.00
3020 1.1/2	44.40	7859-6108	1 1/2	5.90
3020 1.9/16	44.40	7859-6109	1 9/16	5.90
3020 1.5/8	44.40	7859-6110	1 5/8	5.80
3020 1.11/16	44.40	7859-6111	1 11/16	5.70
3020 1.3/4	44.40	7859-6112	1 3/4	5.60
3020 1.13/16	44.40	7859-6113	1 13/16	5.50
3020 1.7/8	44.40	7859-6114	1 7/8	5.40
3020 1.15/16	44.40	7859-6115	1 15/16	5.30
3020 2.	44.40	7859-6200	2	5.20
3020 2.1/16	44.40	7859-6201	2 1/16	5.00
3020 2.1/8	44.40	7859-6202	2 1/8	5.00
3020 2.3/16	44.40	7859-6203	2 3/16	4.90
3020 2.1/4	44.40	7859-6204	2 1/4	4.80
3020 2.5/16	44.40	7859-6205	2 5/16	4.60
3020 2.3/8	44.40	7859-6206	2 3/8	4.50
3020 2.7/16	44.40	7859-6207	2 7/16	4.40
3020 2.1/2	44.40	7859-6208	2 1/2	4.30
3020 2.5/8	44.40	7859-6210	2 5/8	4.00
3020 2.11/16	44.40	7859-6211	2 11/16	3.90
3020 2.3/4	44.40	7859-6212	2 3/4	3.70
123020 2.13/16	44.40	7859-6213	2 13/16	3.70
123020 2.7/8	44.40	7859-6214	2 7/8	3.60
123020 2.15/16	44.40	7859-6215	2 15/16	3.50
123020 3.	44.40	7859-6300	3	3.40
123020 3.1/8	44.40	7859-6302	3 1/8	3.30
123020 3.3/16	44.40	7859-6303	3 3/16	3.30
123020 3.1/4	44.40	7859-6304	3 1/4	3.30
3030 1.	64.80	7859-2100	1	9.40
3030 1.1/8	64.80	7859-2102	1 1/8	9.40
3030 1.3/16	64.80	7859-2103	1 3/16	9.20
3030 1.1/4	64.80	7859-2104	1 1/4	9.00
3030 1.5/16	64.80	7859-2105	1 5/16	8.90
3030 1.3/8	64.80	7859-2106	1 3/8	8.80
3030 1.7/16	64.80	7859-2107	1 7/16	8.60
3030 1.1/2	64.80	7859-2108	1 1/2	8.50
3030 1.9/16	64.80	7859-2109	1 9/16	8.40
3030 1.5/8	64.80	7859-2110	1 5/8	8.20
3030 1.3/4	64.80	7859-2112	1 3/4	7.80
3030 1.13/16	64.80	7859-2113	1 13/16	7.60
3030 1.7/8	64.80	7859-2114	1 7/8	7.50
3030 1.15/16	64.80	7859-2115	1 15/16	7.40
3030 2.	64.80	7859-2200	2	7.30
3030 2.1/8	64.80	7859-2202	2 1/8	7.10
3030 2.3/16	64.80	7859-2203	2 3/16	6.90
3030 2.1/4	64.80	7859-2204	2 1/4	6.70
3030 2.5/16	64.80	7859-2205	2 5/16	6.60
3030 2.3/8	64.80	7859-2206	2 3/8	6.40
3030 2.7/16	64.80	7859-2207	2 7/16	6.20
3030 2.1/2	64.80	7859-2208	2 1/2	6.10

BUSHINGS

¹²Shallow keyway.

*Taper-Lock is a registered trademark of Reliance Electric.

Sheaves, Sprockets and Pulleys Do Not Include Bushings • Prices Subject To Change Without Notice





Taper-Lock* Bushings—English Sizes (continued)

Product No. Series 7858 and 7859 (continued)

BUSHINGS

Part No.	Sugg. List Price	Product No.	Bore (In.)	Wt. Ea. (Lbs.)
3030 2.5/8	\$64.80	7859-2210	2 ⁵ / ₈	6.00
3030 2.11/16	64.80	7859-2211	2 ¹¹ / ₁₆	5.90
3030 2.3/4	64.80	7859-2212	2 ³ / ₄	5.60
¹² 3030 2.7/8	64.80	7859-2214	2 ⁷ / ₈	5.30
¹² 3030 2.15/16	64.80	7859-2215	2 ¹⁵ / ₁₆	5.00
¹² 3030 3.	64.80	7859-2300	3	4.80
¹² 3030 3.1/8	64.80	7859-2302	3 ¹ / ₈	4.70
¹² 3030 3.3/16	64.80	7859-2303	3 ³ / ₁₆	4.70
¹² 3030 3.1/4	64.80	7859-2304	3 ¹ / ₄	4.70
3525 1.3/16	97.20	7858-5103	1 ³ / ₁₆	11.10
3525 1.1/4	97.20	7858-5104	1 ¹ / ₄	11.00
3525 1.5/16	97.20	7858-5105	1 ⁵ / ₁₆	10.90
3525 1.3/8	97.20	7858-5106	1 ³ / ₈	10.90
3525 1.7/16	97.20	7858-5107	1 ⁷ / ₁₆	10.80
3525 1.1/2	97.20	7858-5108	1 ¹ / ₂	10.70
3525 1.9/16	97.20	7858-5109	1 ⁹ / ₁₆	10.00
3525 1.5/8	97.20	7858-5110	1 ⁵ / ₈	10.50
3525 1.11/16	97.20	7858-5111	1 ¹¹ / ₁₆	10.40
3525 1.3/4	97.20	7858-5112	1 ³ / ₄	10.30
3525 1.13/16	97.20	7858-5113	1 ¹³ / ₁₆	10.00
3525 1.7/8	97.20	7858-5114	1 ⁷ / ₈	10.10
3525 1.15/16	97.20	7858-5115	1 ¹⁵ / ₁₆	9.90
3525 2.	97.20	7858-5200	2	9.80
3525 2.1/16	97.20	7858-5201	2 ¹ / ₁₆	9.70
3525 2.1/8	97.20	7858-5202	2 ¹ / ₈	9.60
3525 2.3/16	97.20	7858-5203	2 ³ / ₁₆	9.40
3525 2.1/4	97.20	7858-5204	2 ¹ / ₄	9.30
3525 2.5/16	97.20	7858-5205	2 ⁵ / ₁₆	9.10
3525 2.3/8	97.20	7858-5206	2 ³ / ₈	9.00
3525 2.7/16	97.20	7858-5207	2 ⁷ / ₁₆	8.80
3525 2.1/2	97.20	7858-5208	2 ¹ / ₂	8.70
3525 2.9/16	97.20	7858-5209	2 ⁹ / ₁₆	8.50
3525 2.5/8	97.20	7858-5210	2 ⁵ / ₈	8.30
3525 2.11/16	97.20	7858-5211	2 ¹¹ / ₁₆	8.20
3525 2.3/4	97.20	7858-5212	2 ³ / ₄	8.00
3525 2.13/16	97.20	7858-5213	2 ¹³ / ₁₆	7.70
3525 2.7/8	97.20	7858-5214	2 ⁷ / ₈	7.60
3525 2.15/16	97.20	7858-5215	2 ¹⁵ / ₁₆	7.50
3525 3.	97.20	7858-5300	3	7.30
3525 3.1/16	97.20	7858-5301	3 ¹ / ₁₆	7.10
3525 3.1/8	97.20	7858-5302	3 ¹ / ₈	6.90
3525 3.3/16	97.20	7858-5303	3 ³ / ₁₆	6.70
3525 3.1/4	97.20	7858-5304	3 ¹ / ₄	6.50
3525 3.5/16	97.20	7858-5305	3 ⁵ / ₁₆	6.30
3525 3.3/8	97.20	7858-5306	3 ³ / ₈	6.00
3525 3.7/16	97.20	7858-5307	3 ⁷ / ₁₆	5.80
3525 3.1/2	97.20	7858-5308	3 ¹ / ₂	5.60
3525 3.9/16	97.20	7858-5309	3 ⁹ / ₁₆	5.40
3525 3.5/8	97.20	7858-5310	3 ⁵ / ₈	5.20
3525 3.11/16	97.20	7858-5311	3 ¹¹ / ₁₆	4.90
3525 3.3/4	97.20	7858-5312	3 ³ / ₄	4.70
3525 3.13/16	97.20	7858-5313	3 ¹³ / ₁₆	4.60
3525 3.7/8	97.20	7858-5314	3 ⁷ / ₈	4.40
3525 3.15/16	97.20	7858-5315	3 ¹⁵ / ₁₆	4.20
3535 1.3/16	91.20	7859-3103	1 ³ / ₁₆	14.80
3535 1.1/4	91.20	7859-3104	1 ¹ / ₄	14.60
3535 1.3/8	91.20	7859-3106	1 ³ / ₈	14.20
3535 1.7/16	91.20	7859-3107	1 ⁷ / ₁₆	14.10
3535 1.1/2	91.20	7859-3108	1 ¹ / ₂	14.00
3535 1.5/8	91.20	7859-3110	1 ⁵ / ₈	13.90
3535 1.11/16	91.20	7859-3111	1 ¹¹ / ₁₆	13.50
3535 1.3/4	91.20	7859-3112	1 ³ / ₄	13.40

Part No.	Sugg. List Price	Product No.	Bore (In.)	Wt. Ea. (Lbs.)
3535 1.7/8	\$91.20	7859-3114	1 ⁷ / ₈	13.20
3535 1.15/16	91.20	7859-3115	1 ¹⁵ / ₁₆	13.00
3535 2.	91.20	7859-3200	2	12.80
3535 2.1/8	91.20	7859-3202	2 ¹ / ₈	12.60
3535 2.3/16	91.20	7859-3203	2 ³ / ₁₆	12.40
3535 2.1/4	91.20	7859-3204	2 ¹ / ₄	12.30
3535 2.5/16	91.20	7859-3205	2 ⁵ / ₁₆	12.30
3535 2.3/8	91.20	7859-3206	2 ³ / ₈	12.20
3535 2.7/16	91.20	7859-3207	2 ⁷ / ₁₆	12.10
3535 2.1/2	91.20	7859-3208	2 ¹ / ₂	11.50
3535 2.5/8	91.20	7859-3210	2 ⁵ / ₈	11.10
3535 2.11/16	91.20	7859-3211	2 ¹¹ / ₁₆	10.70
3535 2.3/4	91.20	7859-3212	2 ³ / ₄	10.40
3535 2.7/8	91.20	7859-3214	2 ⁷ / ₈	10.10
3535 2.15/16	91.20	7859-3215	2 ¹⁵ / ₁₆	9.80
3535 3.	91.20	7859-3300	3	9.50
3535 3.1/8	91.20	7859-3302	3 ¹ / ₈	9.30
3535 3.3/16	91.20	7859-3303	3 ³ / ₁₆	8.80
3535 3.1/4	91.20	7859-3304	3 ¹ / ₄	8.70
¹² 3535 3.5/16	91.20	7859-3305	3 ⁵ / ₁₆	8.60
¹² 3535 3.3/8	91.20	7859-3306	3 ³ / ₈	8.50
¹² 3535 3.7/16	91.20	7859-3307	3 ⁷ / ₁₆	8.20
¹² 3535 3.1/2	91.20	7859-3308	3 ¹ / ₂	7.90
¹² 3535 3.5/8	91.20	7859-3310	3 ⁵ / ₈	7.20
¹² 3535 3.11/16	91.20	7859-3311	3 ¹¹ / ₁₆	6.50
¹² 3535 3.3/4	91.20	7859-3312	3 ³ / ₄	6.00
¹² 3535 3.7/8	91.20	7859-3314	3 ⁷ / ₈	5.50
¹² 3535 3.15/16	91.20	7859-3315	3 ¹⁵ / ₁₆	5.00
4030 1.7/16	149.95	7858-6107	1 ⁷ / ₁₆	17.50
4030 1.1/2	149.95	7858-6108	1 ¹ / ₂	17.40
4030 1.9/16	149.95	7858-6109	1 ⁹ / ₁₆	17.20
4030 1.5/8	149.95	7858-6110	1 ⁵ / ₈	17.10
4030 1.11/16	149.95	7858-6111	1 ¹¹ / ₁₆	17.00
4030 1.3/4	149.95	7858-6112	1 ³ / ₄	16.90
4030 1.13/16	149.95	7858-6113	1 ¹³ / ₁₆	16.70
4030 1.7/8	149.95	7858-6114	1 ⁷ / ₈	16.60
4030 1.15/16	149.95	7858-6115	1 ¹⁵ / ₁₆	16.40
4030 2.	149.95	7858-6200	2	16.30
4030 2.1/16	149.95	7858-6201	2 ¹ / ₁₆	16.10
4030 2.1/8	149.95	7858-6202	2 ¹ / ₈	16.00
4030 2.3/16	149.95	7858-6203	2 ³ / ₁₆	15.80
4030 2.1/4	149.95	7858-6204	2 ¹ / ₄	15.60
4030 2.5/16	149.95	7858-6205	2 ⁵ / ₁₆	15.50
4030 2.3/8	149.95	7858-6206	2 ³ / ₈	15.30
4030 2.7/16	149.95	7858-6207	2 ⁷ / ₁₆	15.10
4030 2.1/2	149.95	7858-6208	2 ¹ / ₂	14.90
4030 2.9/16	149.95	7858-6209	2 ⁹ / ₁₆	14.70
4030 2.5/8	149.95	7858-6210	2 ⁵ / ₈	14.50
4030 2.11/16	149.95	7858-6211	2 ¹¹ / ₁₆	14.30
4030 2.3/4	149.95	7858-6212	2 ³ / ₄	14.10
4030 2.13/16	149.95	7858-6213	2 ¹³ / ₁₆	13.90
4030 2.7/8	149.95	7858-6214	2 ⁷ / ₈	13.70
4030 2.15/16	149.95	7858-6215	2 ¹⁵ / ₁₆	13.40
4030 3.	149.95	7858-6300	3	13.20
4030 3.1/16	149.95	7858-6301	3 ¹ / ₁₆	13.00
4030 3.1/8	149.95	7858-6302	3 ¹ / ₈	12.80
4030 3.3/16	149.95	7858-6303	3 ³ / ₁₆	12.50
4030 3.1/4	149.95	7858-6304	3 ¹ / ₄	12.30
4030 3.5/16	149.95	7858-6305	3 ⁵ / ₁₆	12.00
4030 3.3/8	149.95	7858-6306	3 ³ / ₈	11.80
4030 3.7/16	149.95	7858-6307	3 ⁷ / ₁₆	11.50
4030 3.1/2	149.95	7858-6308	3 ¹ / ₂	11.20

¹² Shallow keyway.

*Taper-Lock is a registered trademark of Reliance Electric.

Sheaves, Sprockets and Pulleys Do Not Include Bushings • Prices Subject To Change Without Notice





Taper-Lock* Bushings—English Sizes (continued)

Product No. Series 7858 and 7859 (continued)

Part No.	Sugg. List Price	Product No.	Bore (In.)	Wt. Ea. (Lbs.)
4030 3.9/16	\$149.95	7858-6309	3 ⁹ / ₁₆	11.00
4030 3.5/8	149.95	7858-6310	3 ⁵ / ₈	10.70
4030 3.11/16	149.95	7858-6311	3 ¹¹ / ₁₆	10.40
4030 3.3/4	149.95	7858-6312	3 ³ / ₄	10.10
4030 3.7/8	149.95	7858-6314	3 ⁷ / ₈	9.50
4030 3.15/16	149.95	7858-6315	3 ¹⁵ / ₁₆	9.20
4030 4.	149.95	7858-6400	4	8.90
4030 4.1/8	149.95	7858-6402	4 ¹ / ₈	8.30
4030 4.3/16	149.95	7858-6403	4 ³ / ₁₆	8.00
4030 4.1/4	149.95	7858-6404	4 ¹ / ₄	7.70
4030 4.3/8	149.95	7858-6406	4 ³ / ₈	7.00
4030 4.7/16	149.95	7858-6407	4 ⁷ / ₁₆	6.70
4040 1.7/16	146.40	7859-4107	1 ⁷ / ₁₆	22.10
4040 1.1/2	146.40	7859-4108	1 ¹ / ₂	22.00
4040 1.5/8	146.40	7859-4110	1 ⁵ / ₈	21.80
4040 1.11/16	146.40	7859-4111	1 ¹¹ / ₁₆	21.60
4040 1.3/4	146.40	7859-4112	1 ³ / ₄	21.30
4040 1.7/8	146.40	7859-4114	1 ⁷ / ₈	21.00
4040 1.15/16	146.40	7859-4115	1 ¹⁵ / ₁₆	20.90
4040 2.	146.40	7859-4200	2	20.60
4040 2.1/8	146.40	7859-4202	2 ¹ / ₈	20.50
4040 2.3/16	146.40	7859-4203	2 ³ / ₁₆	20.40
4040 2.1/4	146.40	7859-4204	2 ¹ / ₄	20.10
4040 2.3/8	146.40	7859-4206	2 ³ / ₈	19.50
4040 2.7/16	146.40	7859-4207	2 ⁷ / ₁₆	19.30
4040 2.1/2	146.40	7859-4208	2 ¹ / ₂	18.80
4040 2.5/8	146.40	7859-4210	2 ⁵ / ₈	18.50
4040 2.11/16	146.40	7859-4211	2 ¹¹ / ₁₆	18.10
4040 2.3/4	146.40	7859-4212	2 ³ / ₄	17.70
4040 2.7/8	146.40	7859-4214	2 ⁷ / ₈	17.20
4040 2.15/16	146.40	7859-4215	2 ¹⁵ / ₁₆	17.10
4040 3.	146.40	7859-4300	3	17.00
4040 3.1/8	146.40	7859-4302	3 ¹ / ₈	16.50
4040 3.3/16	146.40	7859-4303	3 ³ / ₁₆	16.10
4040 3.1/4	146.40	7859-4304	3 ¹ / ₄	15.40
4040 3.3/8	146.40	7859-4306	3 ³ / ₈	14.80
4040 3.7/16	146.40	7859-4307	3 ⁷ / ₁₆	14.10
4040 3.1/2	146.40	7859-4308	3 ¹ / ₂	13.40
4040 3.5/8	146.40	7859-4310	3 ⁵ / ₈	13.30
4040 3.11/16	146.40	7859-4311	3 ¹¹ / ₁₆	13.20
4040 3.3/4	146.40	7859-4312	3 ³ / ₄	12.80
124040 3.7/8	146.40	7859-4314	3 ⁷ / ₈	12.70
124040 3.15/16	146.40	7859-4315	3 ¹⁵ / ₁₆	12.60
124040 4.	146.40	7859-4400	4	10.90
124040 4.1/8	146.40	7859-4402	4 ¹ / ₈	10.40
124040 4.3/16	146.40	7859-4403	4 ³ / ₁₆	9.90
124040 4.3/8	146.40	7859-4406	4 ³ / ₈	8.90
124040 4.7/16	146.40	7859-4407	4 ⁷ / ₁₆	8.20
4535 1.15/16	187.35	7858-7115	1 ¹⁵ / ₁₆	24.10
4535 2.	187.35	7858-7200	2	23.90
4535 2.1/16	187.35	7858-7201	2 ¹ / ₁₆	23.70
4535 2.1/8	187.35	7858-7202	2 ¹ / ₈	23.50
4535 2.3/16	187.35	7858-7203	2 ³ / ₁₆	23.30
4535 2.1/4	187.35	7858-7204	2 ¹ / ₄	23.20
4535 2.5/16	187.35	7858-7205	2 ⁵ / ₁₆	22.90
4535 2.3/8	187.35	7858-7206	2 ³ / ₈	22.70
4535 2.7/16	187.35	7858-7207	2 ⁷ / ₁₆	22.50
4535 2.1/2	187.35	7858-7208	2 ¹ / ₂	22.30
4535 2.9/16	187.35	7858-7209	2 ⁹ / ₁₆	22.10
4535 2.5/8	187.35	7858-7210	2 ⁵ / ₈	21.80
4535 2.11/16	187.35	7858-7211	2 ¹¹ / ₁₆	21.60
4535 2.3/4	187.35	7858-7212	2 ³ / ₄	21.40

Part No.	Sugg. List Price	Product No.	Bore (In.)	Wt. Ea. (Lbs.)
4535 2.13/16	\$187.35	7858-7213	2 ¹³ / ₁₆	21.10
4535 2.7/8	187.35	7858-7214	2 ⁷ / ₈	20.90
4535 2.15/16	187.35	7858-7215	2 ¹⁵ / ₁₆	20.60
4535 3.	187.35	7858-7300	3	20.30
4535 3.1/16	187.35	7858-7301	3 ¹ / ₁₆	20.10
4535 3.1/8	187.35	7858-7302	3 ¹ / ₈	19.80
4535 3.3/16	187.35	7858-7303	3 ³ / ₁₆	19.50
4535 3.1/4	187.35	7858-7304	3 ¹ / ₄	19.20
4535 3.5/16	187.35	7858-7305	3 ⁵ / ₁₆	18.90
4535 3.3/8	187.35	7858-7306	3 ³ / ₈	18.60
4535 3.7/16	187.35	7858-7307	3 ⁷ / ₁₆	18.30
4535 3.1/2	187.35	7858-7308	3 ¹ / ₂	18.00
4535 3.9/16	187.35	7858-7309	3 ⁹ / ₁₆	17.70
4535 3.5/8	187.35	7858-7310	3 ⁵ / ₈	17.40
4535 3.11/16	187.35	7858-7311	3 ¹¹ / ₁₆	17.00
4535 3.3/4	187.35	7858-7312	3 ³ / ₄	16.70
4535 3.13/16	187.35	7858-7313	3 ¹³ / ₁₆	16.40
4535 3.7/8	187.35	7858-7314	3 ⁷ / ₈	16.00
4535 3.15/16	187.35	7858-7315	3 ¹⁵ / ₁₆	15.70
4535 4.	187.35	7858-7400	4	15.30
4535 4.1/8	187.35	7858-7402	4 ¹ / ₈	14.60
4535 4.3/16	187.35	7858-7403	4 ³ / ₁₆	14.20
4535 4.1/4	187.35	7858-7404	4 ¹ / ₄	13.90
4535 4.3/8	187.35	7858-7406	4 ³ / ₈	13.10
4535 4.7/16	187.35	7858-7407	4 ⁷ / ₁₆	12.70
4535 4.1/2	187.35	7858-7408	4 ¹ / ₂	12.30
4535 4.3/4	187.35	7858-7412	4 ³ / ₄	10.60
4535 4.7/8	187.35	7858-7414	4 ⁷ / ₈	9.80
4535 4.15/16	187.35	7858-7415	4 ¹⁵ / ₁₆	9.30
4545 1.15/16	182.40	7859-5115	1 ¹⁵ / ₁₆	30.30
4545 2.	182.40	7859-5200	2	29.70
4545 2.3/16	182.40	7859-5203	2 ³ / ₁₆	29.00
4545 2.3/8	182.40	7859-5206	2 ³ / ₈	28.30
4545 2.7/16	182.40	7859-5207	2 ⁷ / ₁₆	28.00
4545 2.5/8	182.40	7859-5210	2 ⁵ / ₈	25.90
4545 2.3/4	182.40	7859-5212	2 ³ / ₄	25.00
4545 2.7/8	182.40	7859-5214	2 ⁷ / ₈	24.80
4545 2.15/16	182.40	7859-5215	2 ¹⁵ / ₁₆	24.10
4545 3.	182.40	7859-5300	3	24.00
4545 3.1/8	182.40	7859-5302	3 ¹ / ₈	23.90
4545 3.3/16	182.40	7859-5303	3 ³ / ₁₆	23.80
4545 3.1/4	182.40	7859-5304	3 ¹ / ₄	23.10
4545 3.3/8	182.40	7859-5306	3 ³ / ₈	22.40
4545 3.7/16	182.40	7859-5307	3 ⁷ / ₁₆	22.30
4545 3.1/2	182.40	7859-5308	3 ¹ / ₂	21.10
4545 3.5/8	182.40	7859-5310	3 ⁵ / ₈	21.00
4545 3.3/4	182.40	7859-5312	3 ³ / ₄	19.00
4545 3.7/8	182.40	7859-5314	3 ⁷ / ₈	18.90
4545 3.15/16	182.40	7859-5315	3 ¹⁵ / ₁₆	18.80
4545 4.	182.40	7859-5400	4	18.70
4545 4.1/8	182.40	7859-5402	4 ¹ / ₈	18.60
4545 4.3/16	182.40	7859-5403	4 ³ / ₁₆	18.50
4545 4.1/4	182.40	7859-5404	4 ¹ / ₄	18.40
124545 4.3/8	182.40	7859-5406	4 ³ / ₈	16.80
124545 4.7/16	182.40	7859-5407	4 ⁷ / ₁₆	15.40
124545 4.1/2	182.40	7859-5408	4 ¹ / ₂	15.10
124545 4.3/4	182.40	7859-5412	4 ³ / ₄	13.80
124545 4.7/8	182.40	7859-5414	4 ⁷ / ₈	12.50
124545 4.15/16	182.40	7859-5415	4 ¹⁵ / ₁₆	11.20
5040 2.7/16	307.50	7858-8207	2 ⁷ / ₁₆	31.90
5040 2.1/2	307.50	7858-8208	2 ¹ / ₂	31.70
5040 2.9/16	307.50	7858-8209	2 ⁹ / ₁₆	31.40

BUSHINGS

¹² Shallow keyway.

*Taper-Lock is a registered trademark of Reliance Electric.

Sheaves, Sprockets and Pulleys Do Not Include Bushings • Prices Subject To Change Without Notice





Taper-Lock* Bushings—English Sizes (continued)

Product No. Series 7858 and 7859 (continued)

BUSHINGS

Part No.	Sugg. List Price	Product No.	Bore (In.)	Wt. Ea. (Lbs.)
5040 2.5/8	\$307.50	7858-8210	2 ⁵ / ₈	31.10
5040 2.11/16	307.50	7858-8211	2 ¹¹ / ₁₆	30.90
5040 2.3/4	307.50	7858-8212	2 ³ / ₄	30.60
5040 2.13/16	307.50	7858-8213	2 ¹³ / ₁₆	30.30
5040 2.7/8	307.50	7858-8214	2 ⁷ / ₈	30.00
5040 2.15/16	307.50	7858-8215	2 ¹⁵ / ₁₆	29.70
5040 3.	307.50	7858-8300	3	29.40
5040 3.1/16	307.50	7858-8301	3 ¹ / ₁₆	29.10
5040 3.1/8	307.50	7858-8302	3 ¹ / ₈	28.80
5040 3.3/16	307.50	7858-8303	3 ³ / ₁₆	28.50
5040 3.1/4	307.50	7858-8304	3 ¹ / ₄	28.10
5040 3.5/16	307.50	7858-8305	3 ⁵ / ₁₆	27.80
5040 3.3/8	307.50	7858-8306	3 ³ / ₈	27.50
5040 3.7/16	307.50	7858-8307	3 ⁷ / ₁₆	27.10
5040 3.1/2	307.50	7858-8308	3 ¹ / ₂	26.80
5040 3.9/16	307.50	7858-8309	3 ⁹ / ₁₆	26.40
5040 3.5/8	307.50	7858-8310	3 ⁵ / ₈	26.00
5040 3.11/16	307.50	7858-8311	3 ¹¹ / ₁₆	25.70
5040 3.3/4	307.50	7858-8312	3 ³ / ₄	25.30
5040 3.13/16	307.50	7858-8313	3 ¹³ / ₁₆	24.90
5040 3.7/8	307.50	7858-8314	3 ⁷ / ₈	24.50
5040 3.15/16	307.50	7858-8315	3 ¹⁵ / ₁₆	24.10
5040 4.	307.50	7858-8400	4	23.70
5040 4.1/8	307.50	7858-8402	4 ¹ / ₈	22.90
5040 4.3/16	307.50	7858-8403	4 ³ / ₁₆	22.40
5040 4.1/4	307.50	7858-8404	4 ¹ / ₄	22.00
5040 4.3/8	307.50	7858-8406	4 ³ / ₈	21.10
5040 4.7/16	307.50	7858-8407	4 ⁷ / ₁₆	20.70
5040 4.1/2	307.50	7858-8408	4 ¹ / ₂	20.20
5040 4.3/4	307.50	7858-8412	4 ³ / ₄	18.30
5040 4.7/8	307.50	7858-8414	4 ⁷ / ₈	17.40
5040 4.15/16	307.50	7858-8415	4 ¹⁵ / ₁₆	16.90
5040 5.	307.50	7858-8500	5	16.40
5050 2.7/16	295.20	7859-7207	2 ⁷ / ₁₆	38.70
5050 2.11/16	295.20	7859-7211	2 ¹¹ / ₁₆	37.10
5050 2.15/16	295.20	7859-7215	2 ¹⁵ / ₁₆	36.20
5050 3.3/8	295.20	7859-7306	3 ³ / ₈	32.70
5050 3.7/16	295.20	7859-7307	3 ⁷ / ₁₆	32.00
5050 3.5/8	295.20	7859-7310	3 ⁵ / ₈	31.10
5050 3.7/8	295.20	7859-7314	3 ⁷ / ₈	29.00
5050 3.15/16	295.20	7859-7315	3 ¹⁵ / ₁₆	28.70

Part No.	Sugg. List Price	Product No.	Bore (In.)	Wt. Ea. (Lbs.)
5050 4.	\$295.20	7859-7400	4	27.80
5050 4.1/4	295.20	7859-7404	4 ¹ / ₄	26.00
5050 4.3/8	295.20	7859-7406	4 ³ / ₈	25.80
5050 4.7/16	295.20	7859-7407	4 ⁷ / ₁₆	25.10
5050 4.1/2	295.20	7859-7408	4 ¹ / ₂	23.60
¹² 5050 4.7/8	295.20	7859-7414	4 ⁷ / ₈	22.20
¹² 5050 4.15/16	295.20	7859-7415	4 ¹⁵ / ₁₆	20.60
¹² 5050 5.	295.20	7859-7500	5	20.20
6050 3.	792.00	7859-8300	3	65.00
6050 3.1/4	792.00	7859-8304	3 ¹ / ₄	65.00
6050 3.7/16	792.00	7859-8307	3 ⁷ / ₁₆	65.00
6050 4.	792.00	7859-8400	4	65.00
6050 4.7/16	792.00	7859-8407	4 ⁷ / ₁₆	57.00
6050 4.15/16	792.00	7859-8415	4 ¹⁵ / ₁₆	56.00
6050 5.7/16	792.00	7859-8507	5 ⁷ / ₁₆	52.00
6050 5.15/16	792.00	7859-8515	5 ¹⁵ / ₁₆	48.00
6050 6.	792.00	7859-8600	6	45.00
7060 3.	988.80	7859-9300	3	95.00
7060 3.1/4	988.80	7859-9304	3 4/4	95.00
7060 3.7/16	988.80	7859-9307	3 ⁷ / ₁₆	95.00
7060 4.15/16	988.80	7859-9415	4 ¹⁵ / ₁₆	87.00
7060 5.7/16	988.80	7859-9507	5 ⁷ / ₁₆	84.00
7060 5.15/16	988.80	7859-9515	5 ¹⁵ / ₁₆	77.00
7060 6.	988.80	7859-9600	6	76.00
7060 6.7/16	988.80	7859-9607	6 ⁷ / ₁₆	75.00
7060 6.1/2	988.80	7859-9608	6 ¹ / ₂	74.00
7060 6.15/16	988.80	7859-9615	6 ¹⁵ / ₁₆	67.00
7060 7.	988.80	7859-9700	7	66.00
8065 5.7/16	1188.00	7859-9517	5 ⁷ / ₁₆	122.00
8065 5.15/16	1188.00	7859-9525	5 ¹⁵ / ₁₆	106.00
8065 6.7/16	1188.00	7859-9617	6 ⁷ / ₁₆	102.00
8065 6.1/2	1188.00	7859-9618	6 ¹ / ₂	100.00
8065 6.15/16	1188.00	7859-9625	6 ¹⁵ / ₁₆	92.00
8065 7.	1188.00	7859-9710	7	91.00
8065 7.1/2	1188.00	7859-9718	7 ¹ / ₂	90.00
8065 8.	1188.00	7859-9810	8	89.00
10085 7.	2352.00	7859-9720	7	245.00
10085 8.	2352.00	7859-9820	8	219.00
10085 9.	2352.00	7859-9920	9	190.00
10085 10.	2352.00	7859-9020	10	158.00
120100 12.	3864.00	7859-9120	12	290.00

¹²Shallow keyway.

*Taper-Lock is a registered trademark of Reliance Electric.

Sheaves, Sprockets and Pulleys Do Not Include Bushings • Prices Subject To Change Without Notice





Taper-Lock* Bushings—Metric Sizes

Product No. Series 7848, 7858 and 7859

Part No.	Sugg. List Price	Product No.	Bore (mm)	Wt. Ea. (Lbs.)
1008 14MM	\$13.92	7858-0017	14	.30
1008 16MM	13.92	7858-0016	16	.30
1008 18MM	13.92	7858-0018	18	.30
1008 19MM	13.92	7858-0019	19	.30
1008 20MM	13.92	7858-0020	20	.30
1008 22MM	13.92	7858-0022	22	.30
1008 24MM	13.92	7858-0024	24	.30
1108 16MM	14.40	7858-0116	16	.30
1108 18MM	14.40	7858-0118	18	.30
1108 19MM	14.40	7858-0119	19	.30
1108 20MM	14.40	7858-0120	20	.30
1108 22MM	14.40	7858-0122	22	.30
1108 24MM	14.40	7858-0124	24	.20
1108 25MM	14.40	7858-0125	25	.20
1210 14MM	15.36	7858-0517	14	.60
1210 16MM	15.36	7858-0516	16	.60
1210 18MM	15.36	7858-0518	18	.60
1210 19MM	15.36	7858-0519	19	.60
1210 20MM	15.36	7858-0520	20	.60
1210 24MM	15.36	7858-0524	24	.50
1210 25MM	15.36	7858-0525	25	.50
1210 28MM	15.36	7858-0528	28	.40
1210 30MM	15.36	7858-0530	30	.40
1310 24MM	17.28	7848-4424	24	.60
1310 25MM	17.28	7848-4425	25	.60
1310 28MM	17.28	7848-4428	28	.60
1310 30MM	17.28	7848-4430	30	.60
1310 32MM	17.28	7848-4432	32	.60
1310 35MM	17.28	7848-4435	35	.60
1610 19MM	17.76	7858-1619	19	.90
1610 20MM	17.76	7858-1620	20	.90
1610 22MM	17.76	7858-1622	22	.90
1610 24MM	17.76	7858-1624	24	.80
1610 25MM	17.76	7858-1625	25	.80
1610 28MM	17.76	7858-1628	28	.80
1610 30MM	17.76	7858-1630	30	.70
1610 32MM	17.76	7858-1632	32	.70
1610 35MM	17.76	7858-1635	35	.70
1610 38MM	17.76	7858-1638	38	.70
1610 40MM	17.76	7858-1640	40	.70
2012 14MM	24.00	7858-2517	14	1.70
2012 16MM	24.00	7858-2516	16	1.70
2012 18MM	24.00	7858-2518	18	1.70

Part No.	Sugg. List Price	Product No.	Bore (mm)	Wt. Ea. (Lbs.)
2012 19MM	\$24.00	7858-2519	19	1.70
2012 20MM	24.00	7858-2520	20	1.70
2012 22MM	24.00	7858-2522	22	1.70
2012 24MM	24.00	7858-2524	24	1.60
2012 25MM	24.00	7858-2525	25	1.60
2012 28MM	24.00	7858-2528	28	1.60
2012 30MM	24.00	7858-2530	30	1.50
2012 32MM	24.00	7858-2532	32	1.50
2012 35MM	24.00	7858-2535	35	1.40
2012 38MM	24.00	7858-2538	38	1.40
2012 40MM	24.00	7858-2540	40	1.30
2012 42MM	24.00	7858-2542	42	1.30
2012 45MM	24.00	7858-2545	45	1.30
2517 14MM	29.52	7858-3314	14	3.30
2517 16MM	29.52	7858-3316	16	3.30
2517 18MM	29.52	7858-3318	18	3.30
2517 20MM	29.52	7858-3300	20	3.30
2517 22MM	29.52	7858-3322	22	3.30
2517 24MM	29.52	7858-3301	24	3.30
2517 25MM	29.52	7858-3325	25	3.30
2517 28MM	29.52	7858-3328	28	3.20
2517 30MM	29.52	7858-3330	30	3.20
2517 32MM	29.52	7858-3332	32	3.20
2517 35MM	29.52	7858-3335	35	3.10
2517 38MM	29.52	7858-3338	38	3.10
2517 40MM	29.52	7858-3340	40	3.00
2517 42MM	29.52	7858-3342	42	2.90
2517 45MM	29.52	7858-3345	45	2.50
2517 48MM	29.52	7858-3348	48	2.50
2517 50MM	29.52	7858-3350	50	2.30
2517 55MM	29.52	7858-3355	55	2.20
2517 60MM	29.52	7858-3360	60	2.10
3020 24MM	44.40	7859-6524	24	4.00
3020 25MM	44.40	7859-6525	25	4.00
3020 28MM	44.40	7859-6528	28	4.00
3020 40MM	44.40	7859-6540	40	4.00
3020 45MM	44.40	7859-6545	45	4.00
3020 48MM	44.40	7859-6548	48	4.00
3020 50MM	44.40	7859-6550	50	4.00
3020 55MM	44.40	7859-6555	55	4.00
3020 60MM	44.40	7859-6560	60	4.00
3020 65MM	44.40	7859-6565	65	4.00

BUSHINGS

*Taper-Lock is a registered trademark of Reliance Electric.

Sheaves, Sprockets and Pulleys Do Not Include Bushings • Prices Subject To Change Without Notice



Reborable Taper-Lock* Bushings (Minimum Plain Bore)

Markets/Applications

For use with all Taper-Lock style sheaves, sprockets and pulleys.

Features/Advantages

- Made to Precise Tolerances
- Available in MPB (minimum plain bore) or BTS (bored to size)

How to Describe and Order

Contact Customer Service to order.

BUSHINGS

Product No. Series 7847

Sintered Steel Reborable Bushing

Part No.	Sugg. List Price	Product No.	Bore (In.)	Wt. Ea. (Lbs.)
1008 .1/2NKS	\$13.92	7847-2100	1/2	.20
1108 .1/2NKS	14.40	7847-2101	1/2	.20
1210 .1/2NKS	15.36	7847-2102	1/2	.50
1215 .1/2NKS	16.80	7847-2103	1/2	.70
1310 .1/2NKS	17.28	7847-2104	1/2	.70
1610 .1/2NKS	17.76	7847-2105	1/2	1.00
1615 .1/2NKS	18.48	7847-2106	1/2	1.50
2012 .1/2NKS	24.00	7847-2107	1/2	1.70
2517 .1/2NKS	29.52	7847-2108	1/2	3.50
3020 .7/8NKS	44.40	7847-2109	7/8	6.50
3020 1.1/16NKS	44.40	7847-2110	1 1/16	5.70

Steel Reborable Bushing

Part No.	Sugg. List Price	Product No.	Bore (In.)	Wt. Ea. (Lbs.)
1008.1/2STL-NK	\$27.84	7847-4100	1/2	.20
1108.1/2STL-NK	28.80	7847-4101	1/2	.50
1210.1/2STL-NK	30.72	7847-4102	1/2	.80
1215.1/2STL-NK	33.60	7847-4103	1/2	1.00
1310.1/2STL-NK	34.56	7847-4104	1/2	1.10
1610.1/2STL-NK	35.52	7847-4105	1/2	1.20
1615.1/2STL-NK	36.96	7847-4106	1/2	1.60
2012.1/2STL-NK	48.00	7847-4107	1/2	2.00
25171.STL-NK	59.04	7847-4108	1	4.50
25251.7/16STL-NK	105.60	7847-4109	1 7/16	4.50
30201.7/16STL-NK	153.60	7847-4110	1 7/16	5.50
30301.7/16STL-NK	264.00	7847-4111	1 7/16	9.20

Cast Iron Reborable Bushing

Part No.	Sugg. List Price	Product No.	Bore (In.)	Wt. Ea. (Lbs.)
3030 .15/16NKS	\$64.80	7847-3100	15/16	10.00
3525 1.3/16NKS	106.92	7847-3112	1 3/16	11.10
3535 .13/16NKS	91.20	7847-3101	13/16	14.50
4030 1.7/16NKS	164.95	7847-3113	1 7/16	17.50
4040 1.7/16NKS	146.40	7847-3102	1 7/16	22.60
4535 1.15/16NKS	206.09	7847-3110	1 15/16	24.10
4545 1.15/16NKS	182.40	7847-3103	1 15/16	30.30
5040 2.7/16NKS	338.25	7847-3111	2 7/16	32.00
5050 2.7/16NKS	295.20	7847-3104	2 7/16	33.00
6050 3.7/16NKS	792.00	7847-3105	3 7/16	64.20
7060 3.15/16NKS	988.80	7847-3106	3 15/16	96.00
8065 4.7/16NKS	1188.00	7847-3107	4 7/16	140.00
10085 7.NKS	2352.00	7847-3108	7	247.00
120100 8.NKS	3864.00	7847-3109	8	410.00

Ductile Iron Reborable Bushing

Part No.	Sugg. List Price	Product No.	Bore (In.)	Wt. Ea. (Lbs.)
3525 1.3/16DUC-NK	\$213.84	7847-5112	1 3/16	11.10
3535 1.7/16DUC-NK	182.40	7847-5100	1 7/16	14.40
4030 1.7/16DUC-NK	329.90	7847-5113	1 7/16	17.50
4040 1.15/16DUC-NK	292.80	7847-5101	1 15/16	20.90
4535 1.15/16DUC-NK	412.18	7847-5110	1 15/16	24.10
4545 2.7/16DUC-NK	364.80	7847-5102	2 7/16	28.40
5040 2.15/16DUC-NK	676.50	7847-5111	2 15/16	32.00
5050 2.15/16DUC-NK	590.40	7847-5103	2 15/16	35.50
6050 3.7/16DUC-NK	1584.00	7847-5104	3 7/16	64.20
7060 3.15/16DUC-NK	1977.60	7847-5105	3 15/16	96.00
8065 4.7/16DUC-NK	2376.00	7847-5106	4 7/16	140.00

NOTE: NKS and NK mean No Keyseat.
 *Taper-Lock is a registered trademark of Reliance Electric.

Stainless Steel Reborable Bushing

Part No.	Sugg. List Price	Product No.	Bore (In.)	Wt. Ea. (Lbs.)
1008.1/2SS-NK	\$83.52	7847-6100	1/2	.20
1108.1/2SS-NK	86.40	7847-6101	1/2	.50
1210.1/2SS-NK	92.16	7847-6102	1/2	.70
1215.1/2SS-NK	100.80	7847-6103	1/2	1.00
1310.1/2SS-NK	103.68	7847-6104	1/2	1.10
1610.1/2SS-NK	106.56	7847-6105	1/2	1.20
1615.1/2SS-NK	110.88	7847-6106	1/2	1.50
2012.1/2SS-NK	144.00	7847-6107	1/2	1.94
2517.5/8SS-NK	177.12	7847-6108	5/8	4.00
3020.7/8SS-NK	264.00	7847-6109	7/8	5.50

Sheaves, Sprockets and Pulleys Do Not Include Bushings • Prices Subject To Change Without Notice





Reborable Taper-Lock* Bushings with Rebores Charge

Markets/Applications

For use with all Taper-Lock style sheaves, sprockets and pulleys.

Features/Advantages

- Made to Precise Tolerances
- Available in MPB (minimum plain bore) or BTS (bored to size)

How to Describe and Order

Contact Customer Service to order.

Product No. Series 7847

Sintered Steel Reborable Bushing Finished

Part No.	Sugg. List Price	Product No.	Bore (In.)
1008.1/2-FIN	\$37.92	7847-21005	1/2
1108.1/2-FIN	38.40	7847-21015	1/2
1210.1/2-FIN	44.16	7847-21025	1/2
1215.1/2-FIN	45.60	7847-21035	1/2
1310.1/2-FIN	46.08	7847-21045	1/2
1610.1/2-FIN	46.56	7847-21055	1/2
1615.1/2-FIN	47.28	7847-21065	1/2
2012.1/2-FIN	57.60	7847-21075	1/2
2517.1/2-FIN	63.12	7847-21085	1/2
3020.7/8-FIN	80.40	7847-21095	7/8
3020.1.11/16-FIN	80.40	7847-21105	1 1/16

Steel Reborable Bushing Finished

Part No.	Sugg. List Price	Product No.	Bore (In.)
1008.1/2STL-FIN	\$51.84	7847-41005	1/2
1108.1/2STL-FIN	52.80	7847-41015	1/2
1210.1/2STL-FIN	59.52	7847-41025	1/2
1215.1/2STL-FIN	62.40	7847-41035	1/2
1310.1/2STL-FIN	63.36	7847-41045	1/2
1610.1/2STL-FIN	64.32	7847-41055	1/2
1615.1/2STL-FIN	65.76	7847-41065	1/2
2012.1/2STL-FIN	81.60	7847-41075	1/2
2517.1STL-FIN	92.64	7847-41085	1
2525.1.7/16STL-FIN	139.20	7847-41095	1 7/16
3020.1.7/16STL-FIN	189.60	7847-41105	1 7/16
3030.1.7/16STL-FIN	300.00	7847-41115	1 7/16

Cast Iron Reborable Bushing Finished

Part No.	Sugg. List Price	Product No.	Bore (In.)
3030.15/16-FIN	\$100.80	7847-31005	15/16
3525.1.3/16-FIN	154.92	7847-31125	1 3/16
3535.1.3/16-FIN	139.20	7847-31015	1 3/16
4030.1.7/16-FIN	222.95	7847-31135	1 7/16
4040.1.7/16-FIN	204.00	7847-31025	1 7/16
4535.1.15/16-FIN	266.09	7847-31105	1 15/16
4545.1.15/16-FIN	242.40	7847-31035	1 15/16
5040.2.7/16-FIN	415.25	7847-31115	2 7/16
5050.2.7/16-FIN	372.00	7847-31045	2 7/16
6050.3.7/16-FIN	900.00	7847-31055	3 7/16
7060.3.15/16-FIN	1142.40	7847-31065	3 15/16
8065.4.7/16-FIN	1384.80	7847-31075	4 7/16
10085.7.-FIN	2577.60	7847-31085	7
120100.8.-FIN	4152.00	7847-31095	8

Ductile Iron Reborable Bushing Finished

Part No.	Sugg. List Price	Product No.	Bore (In.)
3525.1.3/16DUC-FIN	\$261.84	7847-51125	1 3/16
3535.1.7/16DUC-FIN	230.40	7847-51005	1 7/16
4030.1.7/16DUC-FIN	387.90	7847-51135	1 7/16
4040.1.15/16DUC-FIN	350.40	7847-51015	1 15/16
4535.1.15/16DUC-FIN	472.18	7847-51105	1 15/16
4545.2.7/16DUC-FIN	424.80	7847-51025	2 7/16
5040.2.7/16DUC-FIN	753.50	7847-51115	2 7/16
5050.2.15/16DUC-FIN	667.20	7847-51035	2 15/16
6050.3.7/16DUC-FIN	1692.00	7847-51045	3 7/16
7060.3.15/16DUC-FIN	2131.20	7847-51055	3 15/16
8065.4.7/16DUC-FIN	2572.80	7847-51065	4 7/16

Stainless Steel Reborable Bushing Finished

Part No.	Sugg. List Price	Product No.	Bore (In.)
1008.1/2SS-FIN	\$107.52	7847-61005	1/2
1108.1/2SS-FIN	110.40	7847-61015	1/2
1210.1/2SS-FIN	120.96	7847-61025	1/2
1215.1/2SS-FIN	129.60	7847-61035	1/2
1310.1/2SS-FIN	132.48	7847-61045	1/2
1610.1/2SS-FIN	135.36	7847-61055	1/2
1615.1/2SS-FIN	139.68	7847-61065	1/2
2012.1/2SS-FIN	177.60	7847-61075	1/2
2517.5/8SS-FIN	210.72	7847-61085	5/8
3020.7/8SS-FIN	300.00	7847-61095	7/8

*Taper-Lock is a registered trademark of Reliance Electric.

Sheaves, Sprockets and Pulleys Do Not Include Bushings • Prices Subject To Change Without Notice





H Type Bushings



BUSHINGS

Markets/Applications

Used With Cast Iron Light Duty (FHP)
Taper Bushed Sheaves & PowerGrip®
HTD® Sprockets

Features/Advantages

- Made to Precise Tolerances
- Popular Bore Sizes Available

How to Describe and Order

Specify quantity required followed by the part number.

For Example:

Quantity
2

Part Number
H1.5/16

NOTE: Stock bore sizes from 1¼" through 1½" are furnished with special keys to fit standard depth keyseats.

Product No. Series 7812

Part No.	Sugg. List Price	Product No.	Stock Bore (In.)	Keyseat	Wt. Ea. (Lbs.)
H .3/8	\$9.60	7812-0001	3/8	—	.90
H .7/16	9.60	7812-0002	7/16	—	.80
H .1/2	9.60	7812-0003	1/2	1/8 X 1/16	.80
H .9/16	9.60	7812-0004	9/16	1/8 X 1/16	.80
H .5/8	9.60	7812-0005	5/8	3/16 X 3/32	.60
H .11/16	9.60	7812-0006	11/16	3/16 X 3/32	.70
H .3/4	9.60	7812-0007	3/4	3/16 X 3/32	.60
H .13/16	9.60	7812-0008	13/16	3/16 X 3/32	.70
H .7/8	9.60	7812-0009	7/8	3/16 X 3/32	.60
H .15/16	9.60	7812-0010	15/16	1/4 X 1/8	.70
H 1.	9.60	7812-0011	1	1/4 X 1/8	.60
H 1.1/16	9.60	7812-0012	1 1/16	1/4 X 1/8	.60
H 1.1/8	9.60	7812-0013	1 1/8	1/4 X 1/8	.60
H 1.3/16	9.60	7812-0014	1 3/16	1/4 X 1/8	.60
H 1.1/4	9.60	7812-0015	1 1/4	1/4 X 1/8	.60
H 1.5/16	9.60	7812-0016	1 5/16	5/16 X 1/16	.40
H 1.3/8	9.60	7812-0017	1 3/8	5/16 X 1/16	.40
H 1.7/16	9.60	7812-0018	1 7/16	3/8 X 1/16	.40
H 1.1/2	9.60	7812-0019	1 1/2	3/8 X 1/16	.20
H 14MM	9.60	7812-1014	14MM	—	.80
H 19MM	9.60	7812-1019	19MM	—	.70
H 24MM	9.60	7812-1032	24MM	—	.65
H 25MM	9.60	7812-1033	25MM	—	.60
H 28MM	9.60	7812-1035	28MM	—	.50
H 30MM	9.60	7812-1036	30MM	—	.50
H 32MM	9.60	7812-1037	32MM	—	.40





Discontinued Products

The Gates Rubber Company takes great pride in offering our customers the very latest in power transmission technology. As we continue to add more advanced offerings to our power transmission products line, some items become outdated and no longer offer the best value to our customers. The following pages contain the products which, although in the process of being phased out, will be available until current stock is depleted.

NOTE: Some pulleys and sprockets listed in these pages may still be available on a Made-To-Order basis. Lead times, minimums and price premiums may apply. Please check with Customer Service for details.

Products listed in the Discontinued Section are non-returnable.

Prices Subject To Change Without Notice





²PowerGrip® GT® Belts

Product No. Series 9395

8mm Pitch — 20mm Wide

Part No.	Sugg. List Price	Product No.	No. of Teeth	Pitch Length (In.)	Wt. Ea. (Lbs.)
480-8M-20GT	\$27.02	9395-9001	60	18.89	.13
560-8M-20GT	29.37	9395-9005	70	22.05	.16
600-8M-20GT	30.86	9395-9009	75	23.62	.17
640-8M-20GT	31.70	9395-9013	80	25.20	.18
720-8M-20GT	34.05	9395-9017	90	28.35	.20
800-8M-20GT	37.25	9395-9021	100	31.50	.22
880-8M-20GT	39.59	9395-9025	110	34.65	.25
960-8M-20GT	41.92	9395-9029	120	37.80	.27
1040-8M-20GT	44.27	9395-9033	130	40.94	.29
1120-8M-20GT	46.60	9395-9037	140	44.09	.31
1200-8M-20GT	49.16	9395-9041	150	47.24	.34
1280-8M-20GT	51.49	9395-9045	160	50.39	.36

Part No.	Sugg. List Price	Product No.	No. of Teeth	Pitch Length (In.)	Wt. Ea. (Lbs.)
1440-8M-20GT	\$56.18	9395-9049	180	56.69	.40
1600-8M-20GT	61.07	9395-9053	200	62.99	.45
1760-8M-20GT	65.74	9395-9057	220	69.29	.49
1800-8M-20GT	67.26	9395-9061	225	70.87	.50
2000-8M-20GT	73.64	9395-9065	250	78.74	.56
2400-8M-20GT	86.19	9395-9069	300	94.49	.67
2600-8M-20GT	93.21	9395-9073	325	102.36	.73
2800-8M-20GT	98.96	9395-9077	350	110.24	.78
3048-8M-20GT	106.82	9395-9081	381	120.00	.85
3280-8M-20GT	114.07	9395-9085	410	129.13	.92
3600-8M-20GT	126.19	9395-9089	450	141.73	1.01
4400-8M-20GT	150.66	9395-9093	550	173.23	1.23

8mm Pitch — 30mm Wide

Part No.	Sugg. List Price	Product No.	No. of Teeth	Pitch Length (In.)	Wt. Ea. (Lbs.)
480-8M-30GT	\$38.31	9395-9002	60	18.89	.20
560-8M-30GT	41.92	9395-9006	70	22.05	.23
600-8M-30GT	44.27	9395-9010	75	23.62	.25
640-8M-30GT	45.33	9395-9014	80	25.20	.27
720-8M-30GT	48.72	9395-9018	90	28.35	.30
800-8M-30GT	53.62	9395-9022	100	31.50	.33
880-8M-30GT	57.04	9395-9026	110	34.65	.37
960-8M-30GT	60.43	9395-9030	120	37.80	.40
1040-8M-30GT	64.06	9395-9034	130	40.94	.43
1120-8M-30GT	67.45	9395-9038	140	44.09	.47
1200-8M-30GT	71.07	9395-9042	150	47.24	.50
1280-8M-30GT	74.48	9395-9046	160	50.39	.53

Part No.	Sugg. List Price	Product No.	No. of Teeth	Pitch Length (In.)	Wt. Ea. (Lbs.)
1440-8M-30GT	\$81.50	9395-9050	180	56.69	.60
1600-8M-30GT	88.53	9395-9054	200	62.99	.67
1760-8M-30GT	95.54	9395-9058	220	69.29	.73
1800-8M-30GT	97.66	9395-9062	225	70.87	.75
2000-8M-30GT	107.04	9395-9066	250	78.74	.83
2400-8M-30GT	125.77	9395-9070	300	94.49	1.00
2600-8M-30GT	135.35	9395-9074	325	102.36	1.09
2800-8M-30GT	144.27	9395-9078	350	110.24	1.17
3048-8M-30GT	155.98	9395-9082	381	120.00	1.27
3280-8M-30GT	161.95	9395-9086	410	129.13	1.37
3600-8M-30GT	179.39	9395-9090	450	141.73	1.51
4400-8M-30GT	214.50	9395-9094	550	173.23	1.84

8mm Pitch — 50mm Wide

Part No.	Sugg. List Price	Product No.	No. of Teeth	Pitch Length (In.)	Wt. Ea. (Lbs.)
480-8M-50GT	\$61.07	9395-9003	60	18.89	.34
560-8M-50GT	67.03	9395-9007	70	22.05	.39
600-8M-50GT	70.87	9395-9011	75	23.62	.42
640-8M-50GT	72.78	9395-9015	80	25.20	.45
720-8M-50GT	78.73	9395-9019	90	28.35	.50
800-8M-50GT	86.61	9395-9023	100	31.50	.56
880-8M-50GT	92.57	9395-9027	110	34.65	.61
960-8M-50GT	98.52	9395-9031	120	37.80	.67
1040-8M-50GT	104.27	9395-9035	130	40.94	.74
1120-8M-50GT	110.23	9395-9039	140	44.09	.78
1200-8M-50GT	116.20	9395-9043	150	47.24	.84
1280-8M-50GT	122.14	9395-9047	160	50.39	.89

Part No.	Sugg. List Price	Product No.	No. of Teeth	Pitch Length (In.)	Wt. Ea. (Lbs.)
1440-8M-50GT	\$133.85	9395-9051	180	56.69	1.01
1600-8M-50GT	145.76	9395-9055	200	62.99	1.11
1760-8M-50GT	157.47	9395-9059	220	69.29	1.23
1800-8M-50GT	161.50	9395-9063	225	70.89	1.25
2000-8M-50GT	177.27	9395-9067	250	78.74	1.39
2400-8M-50GT	208.76	9395-9071	300	94.49	1.67
2600-8M-50GT	227.05	9395-9075	325	102.36	1.81
2800-8M-50GT	240.23	9395-9079	350	110.24	1.95
3048-8M-50GT	258.13	9395-9083	381	120.00	1.95
3280-8M-50GT	274.93	9395-9087	410	129.13	2.29
3600-8M-50GT	304.94	9395-9091	450	141.73	2.51
4400-8M-50GT	365.17	9395-9095	550	173.23	3.07

²Available until stock depleted.

Prices Subject To Change Without Notice



DISCONTINUED PRODUCTS



²PowerGrip® GT® Belts (continued)

Product No. Series 9395 (continued)

8mm Pitch — 85mm Wide

Part No.	Sugg. List Price	Product No.	No. of Teeth	Pitch Length (In.)	Wt. Ea. (Lbs.)
480-8M-85GT	\$101.49	9395-9004	60	18.89	.57
560-8M-85GT	111.50	9395-9008	70	22.05	.66
600-8M-85GT	118.21	9395-9012	75	23.62	.71
640-8M-85GT	121.51	9395-9016	80	25.20	.76
720-8M-85GT	131.52	9395-9020	90	28.35	.85
800-8M-85GT	144.93	9395-9024	100	31.50	.95
880-8M-85GT	154.92	9395-9028	110	34.65	1.04
960-8M-85GT	164.92	9395-9032	120	37.80	1.14
1040-8M-85GT	174.91	9395-9036	130	40.94	1.23
1120-8M-85GT	184.91	9395-9040	140	44.09	1.33
1200-8M-85GT	194.93	9395-9044	150	47.24	1.42
1280-8M-85GT	204.92	9395-9048	160	50.39	1.52

Part No.	Sugg. List Price	Product No.	No. of Teeth	Pitch Length (In.)	Wt. Ea. (Lbs.)
1440-8M-85GT	\$224.93	9395-9052	180	56.69	1.71
1600-8M-85GT	245.14	9395-9056	200	62.99	1.90
1760-8M-85GT	264.93	9395-9060	220	69.29	2.08
1800-8M-85GT	271.74	9395-9064	225	70.87	2.13
2000-8M-85GT	298.33	9395-9068	250	78.74	2.37
2400-8M-85GT	351.76	9395-9072	300	94.49	2.84
2600-8M-85GT	379.62	9395-9080	325	102.36	3.09
2800-8M-85GT	405.15	9395-9076	350	110.24	3.32
3048-8M-85GT	438.79	9395-9084	381	120.00	3.62
3280-8M-85GT	472.41	9395-9088	410	129.13	3.89
3600-8M-85GT	524.32	9395-9092	450	141.73	4.27
4400-8M-85GT	628.39	9395-9096	550	173.23	5.22

14mm Pitch — 40mm Wide

Part No.	Sugg. List Price	Product No.	No. of Teeth	Pitch Length (In.)	Wt. Ea. (Lbs.)
966-14M-40GT	\$202.80	9395-9100	69	38.03	.84
1190-14M-40GT	223.02	9395-9105	85	46.85	1.03
1400-14M-40GT	242.59	9395-9110	100	55.12	1.21
1610-14M-40GT	262.58	9395-9115	115	63.39	1.40
1778-14M-40GT	280.25	9395-9120	127	70.00	1.54
1890-14M-40GT	294.30	9395-9125	135	74.41	1.64
2100-14M-40GT	320.68	9395-9130	150	82.63	1.82
2310-14M-40GT	341.54	9395-9135	165	90.94	2.00
2450-14M-40GT	355.59	9395-9140	175	96.46	2.13
2590-14M-40GT	372.81	9395-9145	185	101.97	2.25
2800-14M-40GT	398.77	9395-9150	200	110.24	2.43

Part No.	Sugg. List Price	Product No.	No. of Teeth	Pitch Length (In.)	Wt. Ea. (Lbs.)
3150-14M-40GT	\$437.71	9395-9155	225	124.02	2.73
3360-14M-40GT	458.36	9395-9180	240	132.28	2.91
3500-14M-40GT	472.63	9395-9160	250	137.80	3.03
3850-14M-40GT	520.29	9395-9165	275	151.57	3.33
4326-14M-40GT	577.96	9395-9170	309	170.32	3.74
4578-14M-40GT	610.73	9395-9175	327	180.24	3.96
4956-14M-40GT	661.15	9395-9185	354	195.12	4.29
5320-14M-40GT	709.89	9395-9190	380	209.45	4.61
5740-14M-40GT	765.85	9395-9195	410	225.98	4.97
6160-14M-40GT	821.62	9395-9200	440	242.52	5.33
6860-14M-40GT	915.25	9395-9205	490	270.08	5.94

14mm Pitch — 55mm Wide

Part No.	Sugg. List Price	Product No.	No. of Teeth	Pitch Length (In.)	Wt. Ea. (Lbs.)
966-14M-55GT	\$266.21	9395-9101	69	38.03	1.15
1190-14M-55GT	294.08	9395-9106	85	46.85	1.42
1400-14M-55GT	321.32	9395-9111	100	55.12	1.67
1610-14M-55GT	350.05	9395-9116	115	63.39	1.92
1778-14M-55GT	373.03	9395-9121	127	70.00	2.13
1890-14M-55GT	392.38	9395-9126	135	74.41	2.26
2100-14M-55GT	428.78	9395-9131	150	82.63	2.51
2310-14M-55GT	456.67	9395-9136	165	90.94	2.76
2450-14M-55GT	475.38	9395-9141	175	96.46	2.93
2590-14M-55GT	499.42	9395-9146	185	101.97	3.10
2800-14M-55GT	535.40	9395-9151	200	110.24	3.34

Part No.	Sugg. List Price	Product No.	No. of Teeth	Pitch Length (In.)	Wt. Ea. (Lbs.)
3150-14M-55GT	\$589.02	9395-9156	225	124.02	3.77
3360-14M-55GT	618.59	9395-9181	240	132.28	4.02
3500-14M-55GT	637.97	9395-9161	250	137.80	4.19
3850-14M-55GT	708.83	9395-9166	275	151.57	4.60
4326-14M-55GT	781.39	9395-9171	309	170.32	5.17
4578-14M-55GT	828.62	9395-9176	327	180.24	5.48
4956-14M-55GT	896.93	9395-9186	354	195.12	5.90
5320-14M-55GT	963.12	9395-9191	380	209.45	6.33
5740-14M-55GT	1039.09	9395-9196	410	225.98	6.83
6160-14M-55GT	1114.84	9395-9201	440	242.52	7.33
6860-14M-55GT	1241.67	9395-9206	490	270.08	8.16

²Available until stock depleted.

Prices Subject To Change Without Notice



DISCONTINUED PRODUCTS



2 PowerGrip® GT® Belts (continued)

Product No. Series 9395 (continued)

14mm Pitch — 85mm Wide

Part No.	Sugg. List Price	Product No.	No. of Teeth	Pitch Length (In.)	Wt. Ea. (Lbs.)
966-14M-85GT	\$387.51	9395-9102	69	38.03	1.78
1190-14M-85GT	430.07	9395-9107	85	46.85	2.20
1400-14M-85GT	471.96	9395-9112	100	55.12	2.58
1610-14M-85GT	514.96	9395-9117	115	63.39	2.97
1778-14M-85GT	549.24	9395-9122	127	70.00	3.28
1890-14M-85GT	578.81	9395-9127	135	74.41	3.49
2100-14M-85GT	634.35	9395-9132	150	82.63	3.88
2310-14M-85GT	676.69	9395-9137	165	90.94	4.26
2450-14M-85GT	704.78	9395-9142	175	96.46	4.52
2590-14M-85GT	740.75	9395-9147	185	101.97	4.78
2800-14M-85GT	794.80	9395-9152	200	110.24	5.17

Part No.	Sugg. List Price	Product No.	No. of Teeth	Pitch Length (In.)	Wt. Ea. (Lbs.)
3150-14M-85GT	\$876.94	9395-9157	225	124.02	5.82
3360-14M-85GT	920.77	9395-9182	240	132.28	6.20
3500-14M-85GT	950.14	9395-9162	250	137.80	6.46
3850-14M-85GT	1051.86	9395-9167	275	151.57	7.10
4326-14M-85GT	1169.09	9395-9172	309	170.32	8.00
4578-14M-85GT	1233.79	9395-9177	327	180.24	8.45
4956-14M-85GT	1320.84	9395-9187	354	195.12	9.11
5320-14M-85GT	1434.02	9395-9192	380	209.45	9.28
5740-14M-85GT	1547.03	9395-9197	410	225.98	10.55
6160-14M-85GT	1660.03	9395-9202	440	242.52	11.32
6860-14M-85GT	1848.97	9395-9207	490	270.08	12.61

14mm Pitch — 115mm Wide

Part No.	Sugg. List Price	Product No.	No. of Teeth	Pitch Length (In.)	Wt. Ea. (Lbs.)
966-14M-115GT	\$515.19	9395-9103	69	38.03	2.41
1190-14M-115GT	573.70	9395-9108	85	46.85	2.98
1400-14M-115GT	630.30	9395-9113	100	55.12	3.50
1610-14M-115GT	688.62	9395-9118	115	63.39	4.02
1778-14M-115GT	735.43	9395-9123	127	70.00	4.45
1890-14M-115GT	775.42	9395-9128	135	74.41	4.73
2100-14M-115GT	850.54	9395-9133	150	82.63	5.25
2310-14M-115GT	907.36	9395-9138	165	90.94	5.77
2450-14M-115GT	945.23	9395-9143	175	96.46	6.13
2590-14M-115GT	993.76	9395-9148	185	101.97	6.47
2800-14M-115GT	1066.53	9395-9153	200	110.24	7.00

Part No.	Sugg. List Price	Product No.	No. of Teeth	Pitch Length (In.)	Wt. Ea. (Lbs.)
3150-14M-115GT	\$1178.05	9395-9158	225	124.02	7.87
3360-14M-115GT	1237.84	9395-9183	240	132.28	8.39
3500-14M-115GT	1278.48	9395-9163	250	137.80	8.75
3850-14M-115GT	1416.80	9395-9168	275	151.57	9.62
4326-14M-115GT	1574.70	9395-9173	309	170.32	10.80
4578-14M-115GT	1666.19	9395-9178	327	180.24	11.42
4956-14M-115GT	1803.66	9395-9188	354	195.12	12.33
5320-14M-115GT	1936.66	9395-9193	380	209.45	13.24
5740-14M-115GT	2089.23	9395-9198	410	225.98	14.29
6160-14M-115GT	2241.81	9395-9203	440	242.52	15.34
6860-14M-115GT	2496.94	9395-9208	490	270.08	17.08

14mm Pitch — 170mm Wide

Part No.	Sugg. List Price	Product No.	No. of Teeth	Pitch Length (In.)	Wt. Ea. (Lbs.)
966-14M-170GT	\$745.20	9395-9104	69	38.03	3.56
1190-14M-170GT	830.33	9395-9109	85	46.85	4.39
1400-14M-170GT	913.95	9395-9114	100	55.12	5.16
1610-14M-170GT	999.30	9395-9119	115	63.39	5.95
1778-14M-170GT	1067.40	9395-9124	127	70.00	6.56
1890-14M-170GT	1125.68	9395-9129	135	74.41	6.97
2100-14M-170GT	1235.93	9395-9134	150	82.63	7.75
2310-14M-170GT	1319.12	9395-9139	165	90.94	8.53
2450-14M-170GT	1374.67	9395-9144	175	96.46	9.04
2590-14M-170GT	1445.73	9395-9149	185	101.97	9.55
2800-14M-170GT	1552.57	9395-9154	200	110.24	10.33

Part No.	Sugg. List Price	Product No.	No. of Teeth	Pitch Length (In.)	Wt. Ea. (Lbs.)
3150-14M-170GT	\$1717.69	9395-9159	225	124.02	11.62
3360-14M-170GT	1805.35	9395-9184	240	132.28	12.39
3500-14M-170GT	1863.45	9395-9164	250	137.80	12.90
3850-14M-170GT	2060.93	9395-9169	275	151.57	14.20
4326-14M-170GT	2299.90	9395-9174	309	170.32	15.96
4578-14M-170GT	2388.63	9395-9179	327	180.24	16.90
4956-14M-170GT	2585.47	9395-9189	354	195.12	18.23
5320-14M-170GT	2776.35	9395-9194	380	209.45	19.57
5740-14M-170GT	2995.10	9395-9199	410	225.98	21.12
6160-14M-170GT	3213.64	9395-9204	440	242.52	22.67
6860-14M-170GT	3579.45	9395-9209	490	270.08	25.25

14mm Pitch PowerGrip GT Fin-Fan* Belts — 55mm Wide

Part No.	Sugg. List Price	Product No.	No. of Teeth	Pitch Length (In.)	Wt. Ea. (Lbs.)
3150-14M-55F	\$589.02	9395-9593	225	124.01	3.77
3360-14M-55F	618.59	9395-9594	240	132.28	4.02

Part No.	Sugg. List Price	Product No.	No. of Teeth	Pitch Length (In.)	Wt. Ea. (Lbs.)
3500-14M-55F	\$637.97	9395-9595	250	137.79	4.19
3850-14M-55F	708.83	9395-9596	275	151.57	4.60

14mm Pitch PowerGrip GT Fin-Fan* Belts — 85mm Wide

Part No.	Sugg. List Price	Product No.	No. of Teeth	Pitch Length (In.)	Wt. Ea. (Lbs.)
3150-14M-85F	\$876.94	9395-9597	225	124.01	5.82
3360-14M-85F	920.77	9395-9598	240	132.28	6.20

Part No.	Sugg. List Price	Product No.	No. of Teeth	Pitch Length (In.)	Wt. Ea. (Lbs.)
3500-14M-85F	\$950.14	9395-9599	250	137.79	6.46
3850-14M-85F	1052.69	9395-9600	275	151.57	7.10

*Fin-Fan is a registered trademark of Hudson Products Corporation.

²Available until stock depleted.

Prices Subject To Change Without Notice



DISCONTINUED PRODUCTS

Industrial Belt Products

Suggested List Prices

19993
January, 2003
Supersedes January, 2001

²PowerGrip® GT® Twin Power® Belts

Product No. Series 9370

8mm Pitch — 20mm Wide

Part No.	Sugg. List Price	Product No.	No. of Teeth	Pitch Length (In.)	Wt. Ea. (Lbs.)
TP1200-8M-20GT	\$122.90	9370-0041	150	47.25	.68
TP1280-8M-20GT	128.73	9370-0045	160	50.40	.72
TP1440-8M-20GT	140.47	9370-0049	180	56.70	.80
TP1600-8M-20GT	152.68	9370-0053	200	63.00	.90
TP1760-8M-20GT	164.37	9370-0057	220	69.30	.98
TP1800-8M-20GT	168.15	9370-0061	225	70.88	1.00
TP2000-8M-20GT	184.11	9370-0065	250	78.75	1.12
TP2400-8M-20GT	215.49	9370-0069	300	94.50	1.34
TP2600-8M-20GT	233.04	9370-0077	325	102.38	1.46
TP2800-8M-20GT	247.42	9370-0073	350	110.25	1.56
TP3048-8M-20GT	267.07	9370-0081	381	120.02	1.70
TP3280-8M-20GT	285.19	9370-0085	410	129.15	1.84
TP3600-8M-20GT	315.50	9370-0089	450	141.75	2.02
TP4400-8M-20GT	376.68	9370-0093	550	173.25	2.46

8mm Pitch — 30mm Wide

Part No.	Sugg. List Price	Product No.	No. of Teeth	Pitch Length (In.)	Wt. Ea. (Lbs.)
TP1200-8M-30GT	\$177.68	9370-0042	150	47.25	1.00
TP1280-8M-30GT	186.21	9370-0046	160	50.40	1.06
TP1440-8M-30GT	203.78	9370-0050	180	56.70	1.20
TP1600-8M-30GT	221.34	9370-0054	200	63.00	1.34
TP1760-8M-30GT	238.86	9370-0058	220	69.30	1.46
TP1800-8M-30GT	244.17	9370-0062	225	70.88	1.50
TP2000-8M-30GT	267.63	9370-0066	250	78.75	1.66
TP2400-8M-30GT	314.45	9370-0070	300	94.50	2.00
TP2600-8M-30GT	338.40	9370-0078	325	102.38	2.18
TP2800-8M-30GT	360.71	9370-0074	350	110.25	2.34
TP3048-8M-30GT	389.99	9370-0082	381	120.02	2.54
TP3280-8M-30GT	404.91	9370-0086	410	129.15	2.74
TP3600-8M-30GT	448.51	9370-0090	450	141.75	3.02
TP4400-8M-30GT	536.30	9370-0094	550	173.25	3.68

8mm Pitch — 50mm Wide

Part No.	Sugg. List Price	Product No.	No. of Teeth	Pitch Length (In.)	Wt. Ea. (Lbs.)
TP1200-8M-50GT	\$290.52	9370-0043	150	47.25	1.68
TP1280-8M-50GT	305.38	9370-0047	160	50.40	1.78
TP1440-8M-50GT	334.66	9370-0051	180	56.70	2.02
TP1600-8M-50GT	364.43	9370-0055	200	63.00	2.22
TP1760-8M-50GT	393.71	9370-0059	220	69.30	2.46
TP1800-8M-50GT	403.79	9370-0063	225	70.88	2.50
TP2000-8M-50GT	443.22	9370-0067	250	78.75	2.78
TP2400-8M-50GT	521.94	9370-0071	300	94.50	3.34
TP2600-8M-50GT	567.67	9370-0079	325	102.38	3.62
TP2800-8M-50GT	600.63	9370-0075	350	110.25	3.90
TP3048-8M-50GT	645.38	9370-0083	381	120.02	3.90
TP3280-8M-50GT	687.39	9370-0087	410	129.15	4.58
TP3600-8M-50GT	762.42	9370-0091	450	141.75	5.02
TP4400-8M-50GT	913.01	9370-0095	550	173.25	6.14

8mm Pitch — 85mm Wide

Part No.	Sugg. List Price	Product No.	No. of Teeth	Pitch Length (In.)	Wt. Ea. (Lbs.)
TP1200-8M-85GT	\$487.37	9370-0044	150	47.25	2.84
TP1280-8M-85GT	512.34	9370-0048	160	50.40	3.04
TP1440-8M-85GT	562.38	9370-0052	180	56.70	3.42
TP1600-8M-85GT	612.90	9370-0056	200	63.00	3.80
TP1760-8M-85GT	662.39	9370-0060	220	69.30	4.16
TP1800-8M-85GT	679.41	9370-0064	225	70.88	4.26
TP2000-8M-85GT	745.89	9370-0068	250	78.75	4.74
TP2400-8M-85GT	879.47	9370-0072	300	94.50	5.68
TP2600-8M-85GT	949.13	9370-0080	325	102.38	6.18
TP2800-8M-85GT	1010.45	9370-0076	350	110.25	6.64
TP3048-8M-85GT	1097.07	9370-0084	381	120.02	7.24
TP3280-8M-85GT	1181.13	9370-0088	410	129.15	7.78
TP3600-8M-85GT	1310.91	9370-0092	450	141.75	8.54
TP4400-8M-85GT	1571.10	9370-0096	550	173.25	10.44

²Available until stock depleted.

DISCONTINUED PRODUCTS

Prices Subject To Change Without Notice





PowerGrip® GT® Twin Power® Belts (continued)

Product No. Series 9370 (continued)

14mm Pitch — 40mm Wide

Part No.	Sugg. List Price	Product No.	No. of Teeth	Pitch Length (In.)	Wt. Ea. (Lbs.)
TP1610-14M-40GT	\$656.46	9370-0115	115	63.38	2.80
TP1778-14M-40GT	700.62	9370-0120	127	70.00	3.08
TP1890-14M-40GT	735.75	9370-0125	135	74.41	3.28
TP2100-14M-40GT	801.71	9370-0130	150	82.67	3.64
TP2310-14M-40GT	853.85	9370-0135	165	90.94	4.00
TP2450-14M-40GT	888.98	9370-0140	175	96.45	4.26
TP2590-14M-40GT	932.02	9370-0145	185	101.96	4.50
TP2800-14M-40GT	996.91	9370-0150	200	110.23	4.86
TP3150-14M-40GT	1094.27	9370-0155	225	124.01	5.46
TP3360-14M-40GT	1145.89	9370-0180	240	132.28	5.82
TP3500-14M-40GT	1181.58	9370-0160	250	137.79	6.06
TP3850-14M-40GT	1300.72	9370-0165	275	151.57	6.66
TP4326-14M-40GT	1444.89	9370-0170	309	170.31	7.48
TP4578-14M-40GT	1526.83	9370-0175	327	180.23	7.92

14mm Pitch — 55mm Wide

Part No.	Sugg. List Price	Product No.	No. of Teeth	Pitch Length (In.)	Wt. Ea. (Lbs.)
TP1610-14M-55GT	\$875.12	9370-0116	115	63.38	3.84
TP1778-14M-55GT	932.58	9370-0121	127	70.00	4.26
TP1890-14M-55GT	980.95	9370-0126	135	74.41	4.52
TP2100-14M-55GT	1071.95	9370-0131	150	82.67	5.02
TP2310-14M-55GT	1141.66	9370-0136	165	90.94	5.52
TP2450-14M-55GT	1188.45	9370-0141	175	96.45	5.86
TP2590-14M-55GT	1248.54	9370-0146	185	101.96	6.20
TP2800-14M-55GT	1338.49	9370-0151	200	110.23	6.68
TP3150-14M-55GT	1472.54	9370-0156	225	124.01	7.54
TP3360-14M-55GT	1546.47	9370-0181	240	132.28	8.04
TP3500-14M-55GT	1594.91	9370-0161	250	137.79	8.38
TP3850-14M-55GT	1772.08	9370-0166	275	151.57	9.20
TP4326-14M-55GT	1953.47	9370-0171	309	170.31	10.34
TP4578-14M-55GT	2071.53	9370-0176	327	180.23	10.96

14mm Pitch — 85mm Wide

Part No.	Sugg. List Price	Product No.	No. of Teeth	Pitch Length (In.)	Wt. Ea. (Lbs.)
TP1610-14M-85GT	\$1287.39	9370-0117	115	63.38	5.94
TP1778-14M-85GT	1373.10	9370-0122	127	70.00	6.56
TP1890-14M-85GT	1447.02	9370-0127	135	74.41	6.98
TP2100-14M-85GT	1585.87	9370-0132	150	82.67	7.76
TP2310-14M-85GT	1691.72	9370-0137	165	90.94	8.52
TP2450-14M-85GT	1761.95	9370-0142	175	96.45	9.04
TP2590-14M-85GT	1851.87	9370-0147	185	101.96	9.56
TP2800-14M-85GT	1986.99	9370-0152	200	110.23	10.34
TP3150-14M-85GT	2192.35	9370-0157	225	124.01	11.64
TP3360-14M-85GT	2301.91	9370-0182	240	132.28	12.40
TP3500-14M-85GT	2375.34	9370-0162	250	137.79	12.92
TP3850-14M-85GT	2629.64	9370-0167	275	151.57	14.20
TP4326-14M-85GT	2922.72	9370-0172	309	170.31	16.00
TP4578-14M-85GT	3084.47	9370-0177	327	180.23	16.90

14mm Pitch — 115mm Wide

Part No.	Sugg. List Price	Product No.	No. of Teeth	Pitch Length (In.)	Wt. Ea. (Lbs.)
TP1610-14M-115GT	\$1721.53	9370-0118	115	63.38	8.04
TP1778-14M-115GT	1838.58	9370-0123	127	70.00	8.90
TP1890-14M-115GT	1938.53	9370-0128	135	74.41	9.46
TP2100-14M-115GT	2126.35	9370-0133	150	82.67	10.50
TP2310-14M-115GT	2268.39	9370-0138	165	90.94	11.54
TP2450-14M-115GT	2363.07	9370-0143	175	96.45	12.26
TP2590-14M-115GT	2484.39	9370-0148	185	101.96	12.94
TP2800-14M-115GT	2666.32	9370-0153	200	110.23	14.00
TP3150-14M-115GT	2945.11	9370-0158	225	124.01	15.74
TP3360-14M-115GT	3094.59	9370-0183	240	132.28	16.78
TP3500-14M-115GT	3196.20	9370-0163	250	137.79	17.50
TP3850-14M-115GT	3541.99	9370-0168	275	151.57	19.24
TP4326-14M-115GT	3936.73	9370-0173	309	170.31	21.60
TP4578-14M-115GT	4165.46	9370-0178	327	180.23	22.84

14mm Pitch — 170mm Wide

Part No.	Sugg. List Price	Product No.	No. of Teeth	Pitch Length (In.)	Wt. Ea. (Lbs.)
TP1610-14M-170GT	\$2498.24	9370-0119	115	63.38	11.90
TP1778-14M-170GT	2668.49	9370-0124	127	70.00	13.12
TP1890-14M-170GT	2814.20	9370-0129	135	74.41	13.94
TP2100-14M-170GT	3089.82	9370-0134	150	82.67	15.50
TP2310-14M-170GT	3297.78	9370-0139	165	90.94	17.06
TP2450-14M-170GT	3436.65	9370-0144	175	96.45	18.08
TP2590-14M-170GT	3614.32	9370-0149	185	101.96	19.10
TP2800-14M-170GT	3881.40	9370-0154	200	110.23	20.66
TP3150-14M-170GT	4294.21	9370-0159	225	124.01	23.24
TP3360-14M-170GT	4513.36	9370-0184	240	132.28	24.78
TP3500-14M-170GT	4658.61	9370-0164	250	137.79	25.80
TP3850-14M-170GT	5152.31	9370-0169	275	151.57	28.40
TP4326-14M-170GT	5749.73	9370-0174	309	170.31	31.92
TP4578-14M-170GT	5971.56	9370-0179	327	180.23	33.80

²Available until stock depleted.

Prices Subject To Change Without Notice



DISCONTINUED PRODUCTS



²Poly Chain® GT® Belts

Product No. Series 9273

8mm Pitch — 12mm Wide

Part No.	Suggested List Price	Product No.	No. of Teeth	Pitch Length (In.)	Wt. Ea. (Lbs.)
8M-640-12	\$26.74	9273-0017	80	25.20	.08
8M-720-12	29.72	9273-0025	90	28.35	.08
8M-1120-12	41.63	9273-0057	140	44.09	.15
8M-2000-12	65.38	9273-0097	250	78.74	.26
8M-2520-12	83.20	9273-0113	315	99.21	.33
8M-3200-12	101.03	9273-0129	400	125.98	.42
8M-3600-12	109.95	9273-0137	450	141.73	.47

8mm Pitch — 21mm Wide

Part No.	Suggested List Price	Product No.	No. of Teeth	Pitch Length (In.)	Wt. Ea. (Lbs.)
8M-720-21	\$50.52	9273-0026	90	28.35	.16
8M-896-21	62.40	9273-0042	112	35.28	.20
8M-1120-21	71.32	9273-0058	140	44.09	.26

8mm Pitch — 36mm Wide

Part No.	Suggested List Price	Product No.	No. of Teeth	Pitch Length (In.)	Wt. Ea. (Lbs.)
8M-1120-36	\$118.86	9273-0059	140	44.09	.44

8mm Pitch — 62mm Wide

Part No.	Suggested List Price	Product No.	No. of Teeth	Pitch Length (In.)	Wt. Ea. (Lbs.)
8M-640-62	\$133.72	9273-0020	80	25.20	.43
8M-720-62	142.64	9273-0028	90	28.35	.48
8M-1440-62	243.66	9273-0076	180	56.69	.97
8M-2400-62	398.18	9273-0112	300	94.49	1.61

14mm Pitch — 20mm Wide

Part No.	Suggested List Price	Product No.	No. of Teeth	Pitch Length (In.)	Wt. Ea. (Lbs.)
14M-1120-20	\$163.44	9273-0169	80	44.09	.38
14M-1190-20	172.33	9273-0173	85	46.85	.40
14M-1260-20	178.30	9273-0177	90	49.61	.42
14M-2240-20	249.60	9273-0217	160	88.19	.75
14M-2660-20	291.20	9273-0229	190	104.72	.89

14mm Pitch — 37mm Wide

Part No.	Suggested List Price	Product No.	No. of Teeth	Pitch Length (In.)	Wt. Ea. (Lbs.)
14M-1120-37	\$303.08	9273-0170	80	44.09	.69
14M-1190-37	314.98	9273-0174	85	46.85	.74
14M-1260-37	329.83	9273-0178	90	49.61	.78

14mm Pitch — 68mm Wide

Part No.	Suggested List Price	Product No.	No. of Teeth	Pitch Length (In.)	Wt. Ea. (Lbs.)
14M-994-68	\$481.39	9273-0163	71	39.13	1.13
14M-1120-68	531.88	9273-0171	80	44.09	1.27
14M-1190-68	558.65	9273-0175	85	46.85	1.35
14M-1400-68	609.17	9273-0187	100	55.12	1.59
14M-1750-68	677.50	9273-0203	125	68.90	1.99
14M-1960-68	710.19	9273-0211	140	77.17	2.23

14mm Pitch — 90mm Wide

Part No.	Suggested List Price	Product No.	No. of Teeth	Pitch Length (In.)	Wt. Ea. (Lbs.)
14M-994-90	\$612.14	9273-0305	71	39.13	1.50
14M-1120-90	680.24	9273-0307	80	44.09	1.68
14M-1568-90	811.83	9273-0313	112	61.73	2.36
14M-1750-90	867.78	9273-0315	125	68.90	2.63
14M-1960-90	913.17	9273-0317	140	77.17	2.95

14mm Pitch — 125mm Wide

Part No.	Suggested List Price	Product No.	No. of Teeth	Pitch Length (In.)	Wt. Ea. (Lbs.)
14M-994-125	\$820.14	9273-0164	71	39.13	2.08
14M-1120-125	915.20	9273-0172	80	44.09	2.34
14M-1190-125	959.78	9273-0176	85	46.85	2.49
14M-1260-125	1004.37	9273-0180	90	49.61	2.64
14M-1400-125	1048.95	9273-0188	100	55.12	2.93
14M-1568-125	1096.47	9273-0196	112	61.73	3.28
14M-1750-125	1170.76	9273-0204	125	68.90	3.66
14M-1960-125	1236.12	9273-0212	140	77.17	4.10

²Available until stock depleted.

DISCONTINUED PRODUCTS

Prices Subject To Change Without Notice





²PowerGrip[®] Twin Power[®] HTD[®] Belts

Product No. Series 9252

8mm Pitch — 20mm Wide

Part No.	Suggested List Price	Product No.	No. of Teeth	Pitch Length (In.)	Wt. Ea. (Lbs.)
TP2800-8M-20	\$247.32	9252-0073	350	110.24	1.56

14mm Pitch Belts — 85mm Wide

Part No.	Suggested List Price	Product No.	No. of Teeth	Pitch Length (In.)	Wt. Ea. (Lbs.)
TP2590-14M-85	\$1851.50	9252-0147	185	101.97	9.56

²Available until stock depleted.

DISCONTINUED PRODUCTS

Prices Subject To Change Without Notice





²Turned Steel Bored-to-Size Light-Duty Sheaves

... for use with Truflex® V-Belts

Product No. Series 7800

ONE GROOVE "4L" — Bored-to-Size [For Use with No. 2 (4L) Section Truflex V-Belts]

Part No.	Suggested List Price	O.D. (In.)	Avg. Wt. Ea. (Lbs.)	⁷ Pitch Diameter (In.) 4L	Stock Bore (In.)				
					1/2	5/8	3/4	7/8	1
1AX16	\$7.25	1.62	.30	1.52	7800- ¹¹ 0002	7800- ¹¹ 0003	7800-	7800-	7800-
1AX18	8.21	1.75	.30	1.65	—	¹¹ 0007	—	—	—
1AX23	9.64	2.25	.60	2.15	—	—	—	¹⁰ 0051	—
1AX25	10.45	2.50	.70	2.40	—	—	0023	¹⁰ 0052	—
1AX28	12.28	2.75	.80	2.65	⁸ 0025	—	0027	0053	—
1AX30	13.81	3.00	.90	2.90	—	—	—	0054	—
1AX33	14.99	3.25	1.10	3.15	⁸ 0035	—	—	0055	—
1AX35	16.02	3.50	1.30	3.40	⁸ 0040	—	—	—	—

⁷Pitch diameter is a reference diameter only.

⁸No Keyseat.

¹⁰Type B (Hub Extension)

¹¹No Keyseat. Type B (Hub Extension)

ONE GROOVE "5L" — Bored-to-Size [For Use with No. 3 (5L) Section Truflex V-Belts]

Part No.	Suggested List Price	O.D. (In.)	Avg. Wt. Ea. (Lbs.)	⁷ Pitch Diameter (In.) 5L	Stock Bore (In.)				
					1/2	5/8	3/4	7/8	1
1BX23	\$12.28	2.25	.60	2.09	7800- ¹⁰ 0066	—	7800- ⁸ 0068	—	—
1BX25	12.78	2.50	.70	2.34	¹⁰ 0071	—	—	—	—
1BX28	14.20	2.75	.80	2.59	¹⁰ 0075	0076	0077	0103	⁸ 0078
1BX30	15.20	3.00	.70	2.84	—	—	—	0104	0083
1BX33	17.20	3.25	.70	3.09	¹⁰ 0085	0086	0087	0105	0088
1BX35	18.23	3.50	.80	3.34	¹⁰ 0090	0091	0092	—	0093

⁷Pitch diameter is a reference diameter only.

⁸No Keyseat.

¹⁰Type B (Hub Extension)

²Available until stock depleted.

Sheaves Do Not Include Bushings • Prices Subject To Change Without Notice





²**Tru-Run Hub with Adapter Ring**

Product No. Series 7816

Size (In.)	Suggested List Price	Product No.	Stock Bore (In.)	Rim Dia. Range (In.)	Wt. Ea. (Lbs.)
1 ⁵ / ₈ (S)	\$27.95	7816-0001	1/2	3 ³ / ₄ to 12	.60
1 ⁵ / ₈ (S)	27.95	7816-0003	3/4	3 ³ / ₄ to 12	.54
1 ⁵ / ₈ (S)	27.95	7816-0004	7/8	3 ³ / ₄ to 12	.48
1 ⁵ / ₈ (S)	27.95	7816-0005	1 ⁵ / ₁₆	3 ³ / ₄ to 12	.45
81 ⁵ / ₈ (S)	27.95	7816-0007	1 ¹ / ₈	3 ³ / ₄ to 12	.39
81 ⁵ / ₈ (S)	27.95	7816-0008	1 ³ / ₁₆	3 ³ / ₄ to 12	.32
2 ³ / ₁₆ (L)	45.55	7816-0023	3/4	8 to 19	1.42
2 ³ / ₁₆ (L)	45.55	7816-0026	1	8 to 19	1.16
2 ³ / ₁₆ (L)	45.55	7816-0029	1 ¹ / ₄	8 to 19	1.03
2 ³ / ₁₆ (L)	45.55	7816-0030	1 ³ / ₈	8 to 19	.93
2 ³ / ₁₆ (L)	45.55	7816-0032	1 ¹ / ₂	8 to 19	.80

DISCONTINUED PRODUCTS

⁸No Keyseat.

²Available until stock depleted.

Prices Subject To Change Without Notice





²Poly Chain® GT® Sprockets

Product No. Series 7721, 7726, 7727 and 7722

8mm Pitch Sprockets

For Belts 12mm Wide

Part No.	Suggested List Price	Product No.	No. of Grooves	Pitch Dia. (In.)	Wt. Ea. (Lbs.)	Material	Bore or Bushing	Bore Range (In.)
PB8M-22S-12	\$88.73	7721-1222	22	2.206	.90	DI/ST	MPB	1/2 - 1 ³ / ₁₆
8M-75S-12	184.85	7726-1075	75	7.519	7.08	GI	SDS	1/2 - 1 ¹⁵ / ₁₆
8M-90S-12	199.63	7726-1090	90	9.023	9.90	GI	SDS	1/2 - 1 ¹⁵ / ₁₆
8M-180S-12	402.97	7726-1180	180	18.046	30.00	GI	SF	1/2 - 2 ¹³ / ₁₆

For Belts 21mm Wide

Part No.	Suggested List Price	Product No.	No. of Grooves	Pitch Dia. (In.)	Wt. Ea. (Lbs.)	Material	Bore or Bushing	Bore Range (In.)
PB8M-32S-21	\$118.31	7721-2132	32	3.208	2.52	DI/ST	MPB	1/2 - 2
8M-50S-21	173.76	7726-2050	50	5.013	3.90	GI	SDS	1/2 - 1 ¹⁵ / ₁₆
8M-80S-21	244.00	7726-2080	80	8.020	9.70	GI	SK	1/2 - 2 ¹ / ₂
8M-112S-21	314.24	7726-2112	112	11.229	19.70	GI	SK	1/2 - 2 ¹ / ₂
8M-140S-21	391.87	7726-2140	140	14.036	23.60	GI	SF	1/2 - 2 ¹³ / ₁₆
8M-180S-21	502.79	7726-2180	180	18.046	34.70	GI	SF	1/2 - 2 ¹³ / ₁₆
8M-224S-21	624.79	7726-2224	224	22.457	50.10	GI	E	7/8 - 3 ¹ / ₂

For Belts 36mm Wide

Part No.	Suggested List Price	Product No.	No. of Grooves	Pitch Dia. (In.)	Wt. Ea. (Lbs.)	Material	Bore or Bushing	Bore Range (In.)
8M-80S-36	\$273.58	7726-3080	80	8.020	15.20	GI	SF	1/2 - 2 ¹³ / ₁₆
8M-112S-36	414.06	7726-3112	112	11.229	29.90	GI	SF	1/2 - 2 ¹³ / ₁₆
8M-224S-36	765.28	7726-3224	224	22.457	70.20	GI	E	7/8 - 3 ¹ / ₂

For Belts 62mm Wide

Part No.	Suggested List Price	Product No.	No. of Grooves	Pitch Dia. (In.)	Wt. Ea. (Lbs.)	Material	Bore or Bushing	Bore Range (In.)
PB8M-34S-62	\$170.06	7721-6234	34	3.409	5.70	DI/ST	MPB	1/2 - 2 ¹ / ₈
PB8M-38S-62	181.15	7721-6238	38	3.810	7.40	DI/ST	MPB	1/2 - 2 ⁷ / ₁₆
8M-63S-62	303.16	7726-6063	63	6.316	10.60	DI	SF	1/2 - 2 ¹³ / ₁₆
8M-112S-62	547.15	7726-6112	112	11.229	38.43	GI	E	7/8 - 3 ¹ / ₂
8M-224S-62	861.40	7726-6224	224	22.457	92.20	GI	F	1 - 3 ¹⁵ / ₁₆

14mm Pitch Sprockets

For Belts 20mm Wide

Part No.	Suggested List Price	Product No.	No. of Grooves	Pitch Dia. (In.)	Wt. Ea. (Lbs.)	Material	Bore or Bushing	Bore Range (In.)
14M-63S-20	\$406.67	7727-2063	63	11.053	27.70	GI	E	7/8 - 3 ¹ / ₂
14M-80S-20	495.40	7727-2080	80	14.036	32.00	GI	E	7/8 - 3 ¹ / ₂
14M-90S-20	502.79	7727-2090	90	15.790	41.59	GI	E	7/8 - 3 ¹ / ₂
14M-168S-20	1003.00	7727-2168	168	29.475	139.50	GI	F	1 - 3 ¹⁵ / ₁₆
14M-200S-20	1541.63	7727-2200	200	35.089	119.00	GI	F	1 - 3 ¹⁵ / ₁₆
14M-224S-20	1974.18	7727-2224	224	39.300	150.20	GI	F	1 - 3 ¹⁵ / ₁₆

For Belts 37mm Wide

Part No.	Suggested List Price	Product No.	No. of Grooves	Pitch Dia. (In.)	Wt. Ea. (Lbs.)	Material	Bore or Bushing	Bore Range (In.)
14M-80S-37	\$547.15	7727-3080	80	14.036	54.20	GI	F	1 - 3 ¹⁵ / ₁₆
14M-168S-37	1207.06	7727-3168	168	29.475	166.80	GI	J	1 ¹ / ₂ - 4 ¹ / ₂
14M-200S-37	1844.78	7727-3200	200	35.089	185.40	GI	J	1 ¹ / ₂ - 4 ¹ / ₂
14M-224S-37	2369.75	7727-3224	224	39.300	229.10	GI	M	2 - 5 ¹ / ₂

²Available until stock depleted.

Sprockets Do Not Include Bushings • Prices Subject To Change Without Notice



DISCONTINUED PRODUCTS



²Poly Chain® GT® Sprockets (continued)

Product No. Series 7722 and 7727 (continued)

14mm Pitch Sprockets (continued)

For Belts 68mm Wide

Part No.	Suggested List Price	Product No.	No. of Grooves	Pitch Dia. (In.)	Wt. Ea. (Lbs.)	Material	Bore or Bushing	Bore Range (In.)
PB14M-30S-68	\$295.75	7722-6830	30	5.263	15.70	DI/ST	MPB	1 - 3 ³ / ₁₆
PB14M-32S-68	325.33	7722-6832	32	5.614	18.00	DI/ST	MPB	1 - 3 ⁷ / ₁₆
PB14M-34S-68	336.42	7722-6834	34	5.965	21.10	DI/ST	MPB	1 - 3 ¹ / ₂
PB14M-36S-68	351.22	7722-6836	36	6.316	23.50	DI/ST	MPB	1 - 3 ¹³ / ₁₆
PB14M-38S-68	358.61	7722-6838	38	6.667	26.20	DI/ST	MPB	1 - 4 ¹ / ₈
14M-60S-68	565.63	7727-6060	60	10.527	53.30	GI	J	1 ¹ / ₂ - 4 ¹ / ₂
14M-140S-68	1149.76	7727-6140	140	24.562	190.00	GI	M	2 - 5 ¹ / ₂
14M-168S-68	1628.51	7727-6168	168	29.475	276.40	GI	M	2 - 5 ¹ / ₂
14M-180S-68	1833.70	7727-6180	180	31.580	239.10	GI	M	2 - 5 ¹ / ₂

For Belts 90mm Wide

Part No.	Suggested List Price	Product No.	No. of Grooves	Pitch Dia. (In.)	Wt. Ea. (Lbs.)	Material	Bore or Bushing	Bore Range (In.)
PB14M-36S-90	\$411.16	7722-9036	36	6.316	30.30	DI/ST	MPB	1 - 3 ¹³ / ₁₆
PB14M-40S-90	443.32	7722-9040	40	7.018	37.70	DI/ST	MPB	1 - 4 ³ / ₈
14M-43S-90	446.81	7727-9043	43	7.544	24.90	GI	F	1 - 3 ¹⁵ / ₁₆
14M-48S-90	487.30	7727-9048	48	8.421	36.30	GI	F	1 - 3 ¹⁵ / ₁₆
14M-50S-90	531.82	7727-9050	50	8.772	36.50	GI	F	1 - 3 ¹⁵ / ₁₆
14M-90S-90	837.19	7727-9090	90	15.790	130.90	GI	M	2 - 5 ¹ / ₂
14M-112S-90	1034.51	7727-9112	112	19.650	187.90	GI	M	2 - 5 ¹ / ₂
14M-200S-90	2798.93	7727-9200	200	35.089	344.50	GI	N	2 ⁷ / ₁₆ - 5 ⁷ / ₈
14M-224S-90	3133.67	7727-9224	224	39.300	406.30	GI	N	2 ⁷ / ₁₆ - 5 ⁷ / ₈

For Belts 125mm Wide

Part No.	Suggested List Price	Product No.	No. of Grooves	Pitch Dia. (In.)	Wt. Ea. (Lbs.)	Material	Bore or Bushing	Bore Range (In.)
PB14M-34S-125	\$499.09	7722-8034	34	5.965	34.20	DI/ST	MPB	1 - 3 ¹ / ₂
PB14M-36S-125	506.48	7722-8036	36	6.316	38.00	DI/ST	MPB	1 - 3 ¹³ / ₁₆
PB14M-43S-125	598.91	7722-8043	43	7.544	55.40	DI/ST	MPB	1 - 4 ¹³ / ₁₆
PB14M-48S-125	680.24	7722-8048	48	8.421	68.60	DI/ST	MPB	1 - 5 ⁵ / ₈
14M-71S-125	857.70	7727-8071	71	12.457	119.70	GI	M	2 - 5 ¹ / ₂
14M-90S-125	871.20	7727-8090	90	15.790	146.00	GI	M	2 - 5 ¹ / ₂
14M-180S-125	2273.63	7727-8180	180	31.580	329.60	GI	N	2 ⁷ / ₁₆ - 5 ⁷ / ₈
14M-200S-125	3334.66	7727-8200	200	35.089	373.50	GI	N	2 ⁷ / ₁₆ - 5 ⁷ / ₈

²Available until stock depleted.

Sprockets Do Not Include Bushings • Prices Subject To Change Without Notice



DISCONTINUED PRODUCTS

1993
January, 2003
Supersedes January, 2001

²8mm BTS Poly Chain® GT® Sprocket Bore Range Listing (in 1/16" increments)

Sprocket Size	Bore Range (In.)	Stock Bore Sizes (In.)								Full Keyway Range (In.)	Shallow Keyway Range (In.)		
		5/8	3/4	7/8	1	1 1/8	1 5/16	1 3/8	1 7/16				
8M-22S-12	1/2 - 13/16	7721-0006	7721-0010	—	—	7721-0022	—	—	—	—	—	1/2 - 1 1/16	1 1/8 - 1 3/16
8M-22S-21	1/2 - 13/16	—	7721-0034	—	7721-0042	—	—	—	—	—	—	1/2 - 1 1/16	1 1/8 - 1 3/16
8M-22S-36	1/2 - 13/16	—	—	—	—	—	—	—	—	—	—	1/2 - 1 1/16	1 1/8 - 1 3/16
8M-25S-21	1/2 - 1 1/2	7721-0078	7721-0082	—	—	7721-0094	7721-0100	—	—	—	—	1/2 - 1 5/16	1 3/8 - 1 1/2
8M-25S-36	1/2 - 1 1/2	—	7721-0114	—	—	—	—	—	—	—	—	1/2 - 1 5/16	1 3/8 - 1 1/2
8M-25S-62	1/2 - 1 1/2	—	—	—	—	—	—	—	—	—	—	1/2 - 1 5/16	1 3/8 - 1 1/2
8M-28S-21	1/2 - 1 3/4	—	—	7721-0182	7721-0186	7721-0190	—	—	—	—	—	1/2 - 1 1/2	1 9/16 - 1 3/4
8M-28S-36	1/2 - 1 3/4	—	—	—	—	—	—	—	—	—	—	1/2 - 1 1/2	1 9/16 - 1 3/4
8M-28S-62	1/2 - 1 3/4	—	—	—	—	7721-0266	—	7721-0274	—	—	—	1/2 - 1 1/2	1 9/16 - 1 3/4
8M-30S-21	1/2 - 1 13/16	—	—	—	7721-0300	7721-0304	—	—	—	—	—	1/2 - 1 9/16	1 5/8 - 1 13/16
8M-30S-36	1/2 - 1 13/16	7721-0330	—	7721-0338	—	—	—	7721-0354	—	—	—	1/2 - 1 9/16	1 5/8 - 1 13/16
8M-30S-62	1/2 - 1 13/16	—	—	—	—	—	—	—	—	—	—	1/2 - 1 9/16	1 5/8 - 1 13/16
8M-32S-21	1/2 - 2	—	7721-0418	7721-0422	—	—	—	—	—	—	—	1/2 - 1 3/4	1 13/16 - 2
8M-32S-36	1/2 - 2	—	—	—	7721-0472	—	—	—	—	—	—	1/2 - 1 3/4	1 13/16 - 2
8M-32S-62	1/2 - 2	—	—	—	—	—	—	—	—	—	—	1/2 - 1 3/4	1 13/16 - 2
8M-34S-62	1/2 - 2 1/8	—	—	—	—	—	—	—	—	—	—	1/2 - 1 3/4	1 13/16 - 2 1/8
8M-36S-62	1/2 - 2 5/16	—	—	—	—	—	—	—	—	—	—	1/2 - 1 15/16	2 - 2 5/16
8M-38S-62	1/2 - 2 7/16	—	—	—	—	—	—	—	—	—	—	1/2 - 2 1/8	2 3/16 - 2 7/16
8M-40S-62	1/2 - 2 9/16	—	—	—	—	—	—	—	—	—	—	1/2 - 2 3/16	2 1/4 - 2 9/16
8M-45S-62	1/2 - 2 3/4	—	—	—	—	—	—	—	—	—	—	1/2 - 2 3/8	2 7/16 - 2 3/4
8M-48S-62	1/2 - 3 1/8	—	—	—	—	—	—	—	—	—	—	1/2 - 2 3/4	2 13/16 - 3 1/8

²14mm BTS Poly Chain GT Sprocket Bore Range Listing (in 1/16" increments)

Sprocket Size	Bore Range (In.)	Stock Bore Sizes (In.)											Full Keyway Range (In.)	Shallow Keyway Range (In.)	
		1	1 1/4	1 1/2	1 5/8	1 11/16	2	2 1/8	2 3/16	2 1/4	2 3/8	2 7/16			2 7/8
14M-28S-68	+2 15/16	—	7722-0010	—	—	7722-0032	—	—	7722-0040	7722-0042	7722-0046	—	—	+2 1/2	2 9/16 - 2 15/16
14M-28S-90	+2 15/16	7722-2600	—	7722-2616	—	7722-2630	7722-2632	—	—	—	—	—	—	+2 1/2	2 9/16 - 2 15/16
14M-28S-125	+2 15/16	7722-0074	—	—	—	7722-0104	7722-0106	—	—	—	—	—	—	+2 1/2	2 9/16 - 2 15/16
14M-30S-68	+3 3/16	—	—	—	—	7722-0176	—	—	—	7722-0186	—	7722-0192	—	+2 3/4	2 13/16 - 3 1/16
14M-30S-90	+3 3/16	7722-2680	—	—	—	—	—	—	—	—	7722-2724	—	—	+2 3/4	2 13/16 - 3 1/16
14M-30S-125	+3 3/16	7722-0228	—	—	—	—	—	—	—	—	—	—	—	+2 3/4	2 13/16 - 3 1/16
14M-32S-68	+3 7/16	—	—	—	—	—	—	—	—	—	—	—	—	+2 7/8	2 15/16 - 3 7/16
14M-32S-90	+3 7/16	7722-2770	—	7722-2786	—	—	—	—	—	—	—	—	—	+2 7/8	2 15/16 - 3 7/16
14M-32S-125	+3 7/16	7722-0396	—	7722-0412	—	—	—	—	—	—	—	—	—	+2 7/8	2 15/16 - 3 7/16
14M-34S-37	+3 1/2	7722-0480	7722-0488	—	—	—	—	7722-0516	—	—	—	—	—	+2 15/16	3 - 3 1/2
14M-34S-68	+3 1/2	—	—	—	—	—	—	—	—	7722-0614	—	—	—	+2 15/16	3 - 3 1/2
14M-34S-90	+3 1/2	7722-2864	—	7722-2880	—	—	—	—	—	—	—	—	—	+2 15/16	3 - 3 1/2
14M-34S-125	+3 1/2	7722-0668	—	7722-0684	—	—	—	—	—	—	—	—	—	+2 15/16	3 - 3 1/2
14M-36S-68	+3 13/16	—	7722-0770	—	—	—	—	7722-0798	—	—	—	—	—	+3 1/4	3 5/16 - 3 13/16
14M-36S-90	+3 13/16	7722-2968	—	—	—	—	—	—	—	—	—	—	—	+3 1/4	3 5/16 - 3 13/16
14M-36S-125	+3 13/16	7722-0870	—	—	—	—	—	—	—	—	—	—	—	+3 1/4	3 5/16 - 3 13/16
14M-38S-68	+4 1/8	7722-0978	—	—	—	—	—	—	7722-1016	—	—	7722-1024	—	+3 9/16	3 5/8 - 4 1/8
14M-38S-90	+4 1/8	7722-3084	—	—	—	—	—	—	—	—	—	—	—	+3 9/16	3 5/8 - 4 1/8
14M-38S-125	+4 1/8	7722-1094	—	—	—	—	—	—	—	—	—	—	—	+3 9/16	3 5/8 - 4 1/8
14M-40S-68	+4 3/8	7722-1210	—	—	7722-1238	—	—	—	7722-1248	7722-1250	—	—	—	+3 3/4	3 13/16 - 4 3/8
14M-40S-90	+4 3/8	7722-3210	—	—	—	—	—	—	—	—	—	—	—	+3 3/4	3 13/16 - 4 3/8
14M-40S-125	+4 3/8	7722-1342	—	—	—	—	—	—	—	—	—	—	—	+3 3/4	3 13/16 - 4 3/8
14M-43S-125	+4 13/16	7722-1472	7722-1532	—	—	—	—	—	—	—	—	—	7722-1532	+4 1/8	4 3/16 - 4 13/16
14M-45S-125	+5	7722-1600	—	—	—	—	—	—	—	—	—	—	—	+4 3/8	4 7/16 - 5
14M-48S-125	+5 5/8	7722-1752	—	—	—	—	—	—	—	—	—	—	7722-1812	+4 11/16	4 3/4 - 5 5/8

²Available until stock depleted.

Industrial Belt Products
Suggested List Prices





²PowerGrip® GT® Sprockets

Product No. Series 7844

5mm Pitch Sprockets

For Belts 9 and 15mm Wide

Part No.	Suggested List Price	Product No.	No. of Grooves	Pitch Dia. (In.)	Wt. Ea. (Lbs.)	Material	Bushing or Bore Type	Bore Range (In.)
5MR-80S-15	\$108.31	7844-6023	80	5.013	3.10	STL	SDS	1/2 - 1 ¹⁵ / ₁₆

For Belts 25mm Wide

Part No.	Suggested List Price	Product No.	No. of Grooves	Pitch Dia. (In.)	Wt. Ea. (Lbs.)	Material	Bushing or Bore Type	Bore Range (In.)
5MR-56S-25	\$89.65	7844-6044	56	3.509	1.90	STL	SH	1/2 - 1 ⁵ / ₈
5MR-62S-25	97.34	7844-6045	62	3.885	2.20	STL	SDS	1/2 - 1 ¹⁵ / ₁₆
5MR-90S-25	121.39	7844-6050	90	5.640	4.70	STL	SK	1/2 - 2 ¹ / ₂
5MR-112S-25	125.12	7844-6051	112	7.018	8.40	STL	SK	1/2 - 2 ¹ / ₂

²Available until stock depleted.

DISCONTINUED PRODUCTS

Sheaves Do Not Include Bushings • Prices Subject To Change Without Notice





2^{PowerGrip}® HTD® Sprockets

Product No. Series 7882

**5mm Pitch Sprockets
For Belts 15mm Wide**

Part No.	Suggested List Price	Product No.	No. of Grooves	Pitch Diameter (In.)	Wt. Ea. (Lbs.)	Material	Bushing or Bore Type	Bore Range (In.)
P40-5M-15	\$59.89	7882-1044	40	2.506	.72	STL	JA	1/2 - 1 ³ / ₁₆
P56-5M-15	67.98	7882-1058	56	3.509	1.37	STL	SH	1/2 - 1 ⁵ / ₈
P60-5M-15	71.22	7882-1061	60	3.760	1.68	STL	SH	1/2 - 1 ⁵ / ₈
P68-5M-15	87.41	7882-1067	68	4.261	2.10	STL	SDS	1/2 - 1 ¹⁵ / ₁₆
P90-5M-15	97.12	7882-1075	90	5.639	4.17	STL	SDS	1/2 - 1 ¹⁵ / ₁₆

For Belts 25mm Wide

Part No.	Suggested List Price	Product No.	No. of Grooves	Pitch Diameter (In.)	Wt. Ea. (Lbs.)	Material	Bushing or Bore Type	Bore Range (In.)
P34-5M-25	\$68.80	7882-1034	34	2.130	1.25	STL	MPB	1/2 - 1
P38-5M-25	61.51	7882-1042	38	2.381	.80	STL	JA	1/2 - 1 ³ / ₁₆
P40-5M-25	64.75	7882-1046	40	2.506	1.06	STL	JA	1/2 - 1 ³ / ₁₆
P44-5M-25	67.98	7882-1050	44	2.757	1.40	STL	JA	1/2 - 1 ³ / ₁₆
P48-5M-25	71.22	7882-1052	48	3.008	1.20	STL	JA	1/2 - 1 ³ / ₁₆
P56-5M-25	77.70	7882-1060	56	3.509	1.64	STL	SH	1/2 - 1 ⁵ / ₈
P60-5M-25	80.93	7882-1062	60	3.760	1.83	STL	SH	1/2 - 1 ⁵ / ₈
P72-5M-25	98.74	7882-1072	72	4.511	2.84	STL	SDS	1/2 - 1 ¹⁵ / ₁₆
P80-5M-25	101.98	7882-1074	80	5.013	3.61	STL	SDS	1/2 - 1 ¹⁵ / ₁₆

Product No. Series 7825

**8mm Pitch Sprockets
For Belts 20mm Wide**

Part No.	Suggested List Price	Product No.	No. of Grooves	Pitch Diameter (In.)	Wt. Ea. (Lbs.)	Material	Bushing or Bore Type	Bore Range (In.)
P26-8M-20	\$87.41	7825-0005	26	2.607	1.00	DI	JA	1/2 - 1 ³ / ₁₆
P64-8M-20	202.33	7825-0044	64	6.416	6.10	GI	SDS	1/2 - 1 ¹⁵ / ₁₆
P72-8M-20	207.19	7825-0048	72	7.218	7.90	GI	SDS	1/2 - 1 ¹⁵ / ₁₆
P80-8M-20	223.37	7825-0052	80	8.020	9.90	GI	SDS	1/2 - 1 ¹⁵ / ₁₆
P90-8M-20	229.85	7825-0056	90	9.023	10.60	GI	SDS	1/2 - 1 ¹⁵ / ₁₆

For Belts 30mm Wide

Part No.	Suggested List Price	Product No.	No. of Grooves	Pitch Diameter (In.)	Wt. Ea. (Lbs.)	Material	Bushing or Bore Type	Bore Range (In.)
P38-8M-30	\$113.30	7825-0025	38	3.810	2.30	DI	SH	1/2 - 1 ⁵ / ₈
P44-8M-30	139.20	7825-0033	44	4.411	3.00	DI	SDS	1/2 - 1 ¹⁵ / ₁₆
P80-8M-30	229.85	7825-0053	80	8.020	11.00	GI	SK	1/2 - 2 ¹ / ₂
P112-8M-30	301.07	7825-0060	112	11.229	18.80	GI	SK	1/2 - 2 ¹ / ₂

For Belts 50mm Wide

Part No.	Suggested List Price	Product No.	No. of Grooves	Pitch Diameter (In.)	Wt. Ea. (Lbs.)	Material	Bushing or Bore Type	Bore Range (In.)
P30-8M-50	\$132.73	7825-0012	30	3.008	1.90	DI	JA	1/2 - 1 ³ / ₁₆
P64-8M-50	210.42	7825-0046	64	6.414	10.50	GI	SK	1/2 - 2 ¹ / ₂
P90-8M-50	301.07	7825-0058	90	9.020	21.60	GI	SF	1/2 - 2 ¹³ / ₁₆
P112-8M-50	378.77	7825-0061	112	11.223	26.70	GI	SF	1/2 - 2 ¹³ / ₁₆

For Belts 85mm Wide

Part No.	Suggested List Price	Product No.	No. of Grooves	Pitch Diameter (In.)	Wt. Ea. (Lbs.)	Material	Bushing or Bore Type	Bore Range (In.)
P36-8M-85	\$161.87	7825-0023	36	3.609	3.40	DI	SH	1/2 - 1 ⁵ / ₈
P38-8M-85	165.11	7825-0027	38	3.609	4.40	DI	SH	1/2 - 1 ⁵ / ₈
P44-8M-85	178.06	7825-0035	44	4.411	6.60	GI	SD	1/2 - 1 ¹⁵ / ₁₆
P48-8M-85	194.24	7825-0039	48	4.812	8.20	GI	SD	1/2 - 1 ¹⁵ / ₁₆
P64-8M-85	263.84	7825-0047	64	6.416	13.40	GI	SK	1/2 - 2 ¹ / ₂
P72-8M-85	286.50	7825-0051	72	7.218	16.40	GI	SF	1/2 - 2 ¹³ / ₁₆

²Available until stock depleted.

Sprockets Do Not Include Bushings • Prices Subject To Change Without Notice



DISCONTINUED PRODUCTS



²PowerGrip® HTD® Sprockets (continued)

Product No. Series 7825 (continued)

**14mm Pitch Sprockets
For Belts 40mm Wide**

Part No.	Suggested List Price	Product No.	No. of Grooves	Pitch Diameter (In.)	Wt. Ea. (Lbs.)	Material	Bushing or Bore Type	Bore Range (In.)
P29-14M-40	\$145.68	7825-0103	29	5.088	5.70	GI	SK	1/2 - 2 1/2
P34-14M-40	169.96	7825-0113	34	5.965	8.60	GI	SK	1/2 - 2 1/2
P56-14M-40	283.26	7825-0141	56	9.825	27.30	GI	E	7/8 - 3 1/2
P64-14M-40	420.85	7825-0146	64	11.229	32.60	GI	E	7/8 - 3 1/2
P72-14M-40	440.27	7825-0151	72	12.632	39.80	GI	E	7/8 - 3 1/2

For Belts 55mm Wide

Part No.	Suggested List Price	Product No.	No. of Grooves	Pitch Diameter (In.)	Wt. Ea. (Lbs.)	Material	Bushing or Bore Type	Bore Range (In.)
P32-14M-55	\$184.52	7825-0110	32	5.614	8.50	GI	SK	1/2 - 2 1/2
P48-14M-55	275.17	7825-0137	48	8.421	21.80	GI	E	7/8 - 3 1/2
P56-14M-55	291.36	7825-0142	56	9.825	31.40	GI	E	7/8 - 3 1/2
P80-14M-55	558.43	7825-0157	80	14.036	56.00	GI	F	1 - 3 15/16
P90-14M-55	547.10	7825-0162	90	15.790	56.50	GI	F	1 - 3 15/16
P144-14M-55	841.70	7825-0172	144	25.264	98.00	GI	F	1 - 3 15/16
P216-14M-55	2194.88	7825-0182	216	37.896	210.00	GI	F	1 - 3 15/16

For Belts 85mm Wide

Part No.	Suggested List Price	Product No.	No. of Grooves	Pitch Diameter (In.)	Wt. Ea. (Lbs.)	Material	Bushing or Bore Type	Bore Range (In.)
P29-14M-85	\$212.04	7825-0105	29	5.088	17.80	GI	MPB	1 1/4 - 2 11/16
P72-14M-85	517.97	7825-0153	72	12.632	58.00	GI	F	1 - 3 15/16
P80-14M-85	615.08	7825-0158	80	14.036	65.50	GI	F	1 - 3 15/16

For Belts 115mm Wide

Part No.	Suggested List Price	Product No.	No. of Grooves	Pitch Diameter (In.)	Wt. Ea. (Lbs.)	Material	Bushing or Bore Type	Bore Range (In.)
P30-14M-115	\$273.55	7825-0195	30	5.263	11.00	GI	SK	1/2 - 2 1/2
P34-14M-115	296.21	7825-0116	34	5.965	18.30	GI	SK	1/2 - 2 1/2
P68-14M-115	618.32	7825-0253	68	11.930	83.20	GI	J	1 1/2 - 4 1/2
P192-14M-115	1812.89	7825-0178	192	33.686	235.00	GI	J	1 1/2 - 4 1/2
P216-14M-115	2735.52	7825-0184	216	37.896	340.00	GI	J	1 1/2 - 4 1/2

For Belts 170mm Wide

Part No.	Suggested List Price	Product No.	No. of Grooves	Pitch Diameter (In.)	Wt. Ea. (Lbs.)	Material	Bushing or Bore Type	Bore Range (In.)
P36-14M-170	\$437.04	7825-0196	36	6.316	47.30	GI	MPB	1 1/2 - 3 3/8
P68-14M-170	793.14	7825-0254	68	11.930	107.60	GI	J	1 1/2 - 4 1/2
P90-14M-170	987.37	7825-0165	90	15.790	76.50	GI	J	1 1/2 - 4 1/2
P168-14M-170	2201.36	7825-0193	168	29.475	279.20	GI	M	2 - 5 1/2

**14mm Pitch HTD Fin-Fan* Sprockets
55mm Wide**

Part No.	Suggested List Price	Product No.	No. of Grooves	Pitch Diameter (In.)	Wt. Ea. (Lbs.)	Material	Bushing or Bore Type	Bore Range (In.)
F192-14M-55	\$1291.68	7825-1176	192	33.686	120.00	GI	E	7/8 - 3 1/2

85mm Wide

Part No.	Suggested List Price	Product No.	No. of Grooves	Pitch Diameter (In.)	Wt. Ea. (Lbs.)	Material	Bushing or Bore Type	Bore Range (In.)
F144-14M-85	\$907.25	7825-1173	144	25.264	100.00	GI	E	7/8 - 3 1/2

*Fin-Fan is a registered trademark of Hudson Products Corporation.

²Available until stock depleted.

Sprockets Do Not Include Bushings • Prices Subject To Change Without Notice



DISCONTINUED PRODUCTS

Industrial Belt Products
Suggested List Prices

19993
 January, 2003
 Supersedes January, 2001

²PowerGrip® Timing Pulleys

Product No. Series 7823 and 7824

³/₈" Pitch (.375"/L) – Light Duty
For Belts ¹/₂" Wide

Part No.	Suggested List Price	Product No.	No. of Grooves	Pitch Diameter (In.)	Wt. Ea. (Lbs.)	Material	Bushing or Bore Type	Bore Range (In.)
PB18L050	\$30.86	7823-0341	18	2.149	.75	ST	MPB	1/2 – 7/8
QD18L050	34.44	7824-0342	18	2.149	.40	ST	JA	1/2 – 7/8
QD22L050	38.98	7824-0362	22	2.626	.70	ST	JA	1/2 – 13/16
QD28L050	41.38	7824-0377	28	3.342	1.10	GI	SH	1/2 – 15/8
QD30L050	41.82	7824-0382	30	3.581	1.10	GI	SDS	1/2 – 115/16
PB32L050	54.98	7823-0386	32	3.820	3.00	GI	MPB	1/2 – 15/8
QD36L050	79.30	7824-0396	36	4.297	2.00	GI	SDS	1/2 – 115/16
QD40L050	83.65	7824-0401	40	4.775	2.80	GI	SDS	1/2 – 115/16
QD48L050	100.75	7824-0416	48	5.730	4.40	GI	SDS	1/2 – 115/16
QD84L050	114.06	7824-0431	84	10.027	5.80	GI	SD	1/2 – 115/16

For Belts ³/₄" Wide

Part No.	Suggested List Price	Product No.	No. of Grooves	Pitch Diameter (In.)	Wt. Ea. (Lbs.)	Material	Bushing or Bore Type	Bore Range (In.)
QD20L075	\$38.08	7824-0552	20	2.387	.67	ST	JA	1/2 – 13/16
QD22L075	42.77	7824-0562	22	2.626	.80	ST	JA	1/2 – 13/16
PB28L075	55.58	7823-0576	28	3.342	3.10	ST	MPB	5/8 – 13/8
QD28L075	47.08	7824-0577	28	3.342	1.30	ST	SH	1/2 – 15/8
PB30L075	61.03	7823-0581	30	3.581	3.40	ST	MPB	5/8 – 13/8
QD40L075	85.09	7824-0601	40	4.775	3.10	GI	SDS	1/2 – 115/16

For Belts 1" Wide

Part No.	Suggested List Price	Product No.	No. of Grooves	Pitch Diameter (In.)	Wt. Ea. (Lbs.)	Material	Bushing or Bore Type	Bore Range (In.)
QD18L100	\$39.97	7824-0742	18	2.149	.70	ST	JA	1/2 – 13/16
PB20L100	39.17	7823-0751	20	2.387	1.75	ST	MPB	5/8 – 7/8
QD20L100	41.77	7824-0752	20	2.387	.90	ST	JA	1/2 – 13/16
PB22L100	47.22	7823-0761	22	2.626	2.00	ST	MPB	5/8 – 11/4
PB24L100	51.13	7823-0766	24	2.865	2.50	ST	MPB	5/8 – 13/4
QD24L100	43.73	7824-0767	24	2.865	1.00	ST	SH	1/2 – 15/8
PB26L100	54.98	7823-0771	26	3.104	3.30	ST	MPB	5/8 – 15/8
QD26L100	47.08	7824-0772	26	3.104	1.30	ST	SH	1/2 – 15/8
PB28L100	57.04	7823-0776	28	3.342	3.60	ST	MPB	5/8 – 13/4
QD28L100	49.43	7824-0777	28	3.342	1.70	ST	SH	1/2 – 15/8
PB32L100	68.89	7823-0786	32	3.820	4.40	ST	MPB	5/8 – 2
QD36L100	89.60	7824-0796	36	4.297	2.60	GI	SDS	1/2 – 115/16
QD44L100	102.01	7824-0811	44	5.252	4.20	GI	SDS	1/2 – 115/16
QD48L100	107.41	7824-0816	48	5.730	5.10	GI	SDS	1/2 – 115/16

¹/₂" Pitch (.500"/H) – Heavy Duty

For Belts ³/₄" or 1" Wide

Part No.	Suggested List Price	Product No.	No. of Grooves	Pitch Diameter (In.)	Wt. Ea. (Lbs.)	Material	Bushing or Bore Type	Bore Range (In.)
PB16H100	\$48.67	7823-0931	16	2.546	2.00	ST	MPB	5/8 – 11/8
QD16H100	43.73	7824-0932	16	2.546	1.50	ST	JA	1/2 – 13/16
PB19H100	60.29	7823-0946	19	3.024	2.90	ST	MPB	5/8 – 11/2
QD20H100	51.32	7824-0952	20	3.183	1.20	ST	SH	1/2 – 15/8
PB21H100	64.79	7823-0956	21	3.342	3.80	ST	MPB	3/4 – 111/16
PB22H100	64.88	7823-0961	22	3.501	4.30	ST	MPB	3/4 – 13/4
PB24H100	70.79	7823-0966	24	3.820	5.30	ST	MPB	3/4 – 17/8
QD24H100	63.24	7824-0967	24	3.820	1.70	GI	SDS	1/2 – 115/16
QD26H100	72.24	7824-0972	26	4.138	2.00	GI	SDS	1/2 – 115/16
PB28H100	86.40	7823-0976	28	4.456	8.00	ST	MPB	3/4 – 25/16
QD28H100	76.99	7824-0977	28	4.456	2.60	GI	SDS	1/2 – 115/16
QD30H100	83.20	7824-0981	30	4.775	3.00	GI	SD	1/2 – 115/16
QD32H100	89.35	7824-0986	32	5.093	4.90	GI	SK	1/2 – 21/2
QD72H100	178.25	7824-1026	72	11.459	14.70	GI	SF	1/2 – 213/16
QD84H100	210.06	7824-1031	84	13.369	28.00	GI	SF	1/2 – 213/16

²Available until stock depleted.

Pulleys Do Not Include Bushings • Prices Subject To Change Without Notice



DISCONTINUED PRODUCTS



PowerGrip® Timing Pulleys (continued)

Product No. Series 7823 and 7824 (continued)

1/2" Pitch (.500"/H) – Heavy Duty

For Belts 1 1/2" Wide

Part No.	Suggested List Price	Product No.	No. of Grooves	Pitch Diameter (In.)	Wt. Ea. (Lbs.)	Material	Bushing or Bore Type	Bore Range (In.)
PB16H150	\$60.53	7823-1131	16	2.546	2.50	ST	MPB	3/4 – 1 1/8
QD16H150	55.13	7824-1132	16	2.546	2.00	ST	JA	1/2 – 1 3/16
PB19H150	70.79	7823-1146	19	3.024	3.90	ST	MPB	3/4 – 1 1/2
PB20H150	72.74	7823-1151	20	3.183	4.30	ST	MPB	3/4 – 1 5/8
QD20H150	63.68	7824-1152	20	3.183	1.80	ST	SH	1/2 – 1 5/8
PB21H150	78.65	7823-1156	21	3.342	5.30	ST	MPB	3/4 – 1 11/16
PB22H150	82.55	7823-1161	22	3.501	5.40	ST	MPB	3/4 – 1 3/4
QD22H150	71.29	7824-1162	22	3.501	2.00	GI	SD	1/2 – 1 15/16
QD28H150	90.30	7824-1177	28	4.456	4.00	GI	SD	1/2 – 1 15/16
QD30H150	96.95	7824-1181	30	4.775	4.90	GI	SD	1/2 – 1 15/16
QD32H150	104.56	7824-1186	32	5.093	5.80	GI	SK	1/2 – 2 1/2
QD36H150	120.07	7824-1196	36	5.730	7.00	GI	SK	1/2 – 2 1/2
QD60H150	179.65	7824-1221	60	9.549	12.50	GI	SF	1/2 – 2 13/16

For Belts 2" Wide

Part No.	Suggested List Price	Product No.	No. of Grooves	Pitch Diameter (In.)	Wt. Ea. (Lbs.)	Material	Bushing or Bore Type	Bore Range (In.)
PB14H200	\$43.02	7823-1321	14	2.228	2.20	ST	MPB	3/4 – 7/8
QD14H200	62.74	7824-1322	14	2.228	3.10	ST	JA	1/2 – 1 3/16
PB16H200	72.74	7823-1331	16	2.546	1.90	ST	MPB	3/4 – 1 1/8
QD16H200	69.89	7824-1332	16	2.546	3.70	ST	JA	1/2 – 1 3/16
PB19H200	82.55	7823-1346	19	3.024	4.90	ST	MPB	3/4 – 1 1/2
PB20H200	70.50	7823-1351	20	3.183	2.60	ST	MPB	1 – 1 5/8
QD20H200	80.80	7824-1352	20	3.183	6.10	ST	SH	1/2 – 1 5/8
PB21H200	88.45	7823-1356	21	3.342	6.30	ST	MPB	1 – 1 11/16
QD22H200	83.65	7824-1362	22	3.501	2.50	GI	SD	1/2 – 1 15/16
QD40H200	168.74	7824-1401	40	6.366	10.20	GI	SK	1/2 – 2 1/2
QD60H200	196.76	7824-1421	60	9.549	14.60	GI	SF	1/2 – 2 13/16
QD84H200	261.40	7824-1431	84	13.369	24.20	GI	SF	1/2 – 2 13/16

For Belts 3" Wide

Part No.	Suggested List Price	Product No.	No. of Grooves	Pitch Diameter (In.)	Wt. Ea. (Lbs.)	Material	Bushing or Bore Type	Bore Range (In.)
PB19H300	\$104.30	7823-1546	19	3.024	5.00	ST	MPB	3/4 – 1 1/2
PB21H300	112.16	7823-1556	21	3.342	8.20	ST	MPB	1 – 1 5/16
QD24H300	133.07	7824-1567	24	3.820	4.10	GI	SD	1/2 – 1 15/16
QD26H300	140.68	7824-1572	26	4.138	5.00	GI	SD	1/2 – 1 15/16
PB28H300	141.53	7823-1576	28	4.456	15.00	ST	MPB	1 1/8 – 2 5/16
QD30H300	156.84	7824-1581	30	4.775	7.20	GI	SD	1/2 – 1 15/16
QD32H300	156.84	7824-1586	32	5.093	8.40	GI	SK	1/2 – 2 1/2

7/8" Pitch (.875"/XH) – Extra Heavy Duty

For Belts 2" Wide

Part No.	Suggested List Price	Product No.	No. of Grooves	Pitch Diameter (In.)	Wt. Ea. (Lbs.)	Material	Bushing or Bore Type	Bore Range (In.)
QD40XH200	\$395.41	7824-1801	40	11.141	39.00	GI	F	1 – 3 15/16

For Belts 3" Wide

Part No.	Suggested List Price	Product No.	No. of Grooves	Pitch Diameter (In.)	Wt. Ea. (Lbs.)	Material	Bushing or Bore Type	Bore Range (In.)
QD28XH300	\$340.28	7824-1976	28	7.799	20.00	GI	E	7/8 – 3 1/2
QD32XH300	387.82	7824-1986	32	8.913	29.00	GI	E	7/8 – 3 1/2
QD84XH300	998.05	7824-2031	84	23.396	88.00	GI	J	1 1/2 – 4 1/2

For Belts 4" Wide

Part No.	Suggested List Price	Product No.	No. of Grooves	Pitch Diameter (In.)	Wt. Ea. (Lbs.)	Material	Bushing or Bore Type	Bore Range (In.)
QD60XH400	\$788.93	7824-2221	60	16.711	74.00	GI	J	1 1/2 – 4 1/2

²Available until stock depleted.

Pulleys Do Not Include Bushings • Prices Subject To Change Without Notice



Decimal and Millimeter Equivalents of Fractions

Inches		Millimeters
Fractions	Decimals	
$\frac{1}{64}$.015625	.397
$\frac{1}{32}$.03125	.794
$\frac{3}{64}$.046875	1.191
$\frac{1}{16}$.0625	1.588
$\frac{5}{64}$.078125	1.984
$\frac{3}{32}$.09375	2.381
$\frac{7}{64}$.109375	2.778
$\frac{1}{8}$.125	3.175
$\frac{9}{64}$.140625	3.572
$\frac{5}{32}$.15625	3.969
$\frac{11}{64}$.171875	4.366
$\frac{3}{16}$.1875	4.763
$\frac{13}{64}$.203125	5.159
$\frac{7}{32}$.21875	5.556
$\frac{15}{64}$.234375	5.953
$\frac{1}{4}$.250	6.350
$\frac{17}{64}$.265625	6.747
$\frac{9}{32}$.28125	7.144
$\frac{19}{64}$.296875	7.541
$\frac{5}{16}$.3125	7.938
$\frac{21}{64}$.328125	8.334
$\frac{11}{32}$.34375	8.731
$\frac{23}{64}$.359375	9.128
$\frac{3}{8}$.375	9.525
$\frac{25}{64}$.390625	9.922
$\frac{13}{32}$.40625	10.319
$\frac{27}{64}$.421875	10.716
$\frac{7}{16}$.4375	11.113
$\frac{29}{64}$.453125	11.509
$\frac{15}{32}$.46875	11.906
$\frac{31}{64}$.484375	12.303
$\frac{1}{2}$.500	12.700

Inches		Millimeters
Fractions	Decimals	
$\frac{33}{64}$.515625	13.097
$\frac{17}{32}$.53125	13.494
$\frac{35}{64}$.546875	13.891
$\frac{9}{16}$.5625	14.288
$\frac{37}{64}$.578125	14.684
$\frac{19}{32}$.59375	15.081
$\frac{39}{64}$.609375	15.478
$\frac{5}{8}$.625	15.875
$\frac{41}{64}$.640625	16.272
$\frac{21}{32}$.65625	16.669
$\frac{43}{64}$.671875	17.066
$\frac{11}{16}$.6875	17.463
$\frac{45}{64}$.703125	17.859
$\frac{23}{32}$.71875	18.256
$\frac{47}{64}$.734375	18.653
$\frac{3}{4}$.750	19.050
$\frac{49}{64}$.765625	19.447
$\frac{25}{32}$.78125	19.844
$\frac{51}{64}$.796875	20.241
$\frac{13}{16}$.8125	20.638
$\frac{53}{64}$.828125	21.034
$\frac{27}{32}$.84375	21.431
$\frac{55}{64}$.859375	21.828
$\frac{7}{8}$.875	22.225
$\frac{57}{64}$.890625	22.622
$\frac{29}{32}$.90625	23.019
$\frac{59}{64}$.921875	23.416
$\frac{15}{16}$.9375	23.813
$\frac{61}{64}$.953125	24.209
$\frac{31}{32}$.96875	24.606
$\frac{63}{64}$.984375	25.003
1	1.000	25.400



World Headquarters

The Gates Rubber Company

990 South Broadway, P.O. Box 5887
Denver, Colorado 80217-5887
Tel: (303) 744-1911
Fax: (303) 744-4755
www.gates.com

For Export, Contact

Gates Export Corporation
Tel: (303) 744-5042
Fax: (303) 744-4000

Regional Industrial General Mkt. Sales Offices

Anaheim, California 92805

1306 E. Katella Ave.
Tel: (714) 634-9110
Fax: (714) 634-9344

Burr Ridge, Illinois 60521

7630 S. County Line Rd., Suite 1
Tel: (630) 887-8668
Fax: (630) 887-7490

Bridgeville, Pennsylvania 15017

1195 Washington Pike,
Suite 325
Tel: (412) 257-4205
Fax: (412) 257-4232

Dallas, Texas 75238

11090 Grader St.
Tel: (214) 342-9979
Fax: (214) 342-9845

Denver, Colorado 80217

P.O. Box 5887
Tel: (303) 744-5150
Fax: (303) 744-4870

Lithonia, Georgia 30058

6500 Marbut Road
P.O. Box 699
Tel: (770) 484-3280
Fax: (770) 484-3301

Overland Park, Kansas 66210

8500 W. 110th St., Suite 420
Tel: (913) 661-0871
Fax: (913) 661-0248

National OE Sales Offices

Denver, Colorado 80217-5887

990 S. Broadway, PO Box 5887
Tel: (303) 744-1911
Fax: (303) 744-4540

Manufacturing

Boone, Iowa
Chambersburg, Pennsylvania
Charleston, Missouri
Denver, Colorado
Elizabethtown, Kentucky
Galesburg, Illinois
Iola, Kansas
Jefferson, North Carolina
Moncks Corner, South Carolina
Poplar Bluff, Missouri
Red Bay, Alabama
Rockford, Illinois
Siloam Springs, Arkansas
Versailles, Missouri

Distribution & Service Centers

Florence, Kentucky
Iola, Kansas
Lithonia, Georgia
Los Angeles, California
Portland, Oregon
Dallas, Texas
West Valley City, Utah

Commissioned Warehouses

Great Bend, Kansas
Houston, Texas
Oklahoma City, Oklahoma
Wooster, Ohio

Gates Canada, Inc.

300 Henry Street
Brantford, Ontario
N3S 7R5, Canada
Tel: (519) 759-4141
Fax: (519) 759-4567

Gates Rubber de Mexico

Cerrada de Galeana No. 5
Fracc. Industrial La Loma
54060 Tlalnepantla
Edo de Mexico, Mexico
Tel: 52-5-3332700
Fax: 52-5-3332701

Gates Europe, N.V.

30, Dr. Carlierlaan
9320 Erembodegem, Aalst
Belgium
Tel: 32-53762711
Fax: 32-537762713

Gates Hydraulics, Ltd.

Station Road
St. Neots
Huntingdon, Cambs.
PE19 1QF, England
Tel: 44-48075333
Fax: 44-480215048

Gates Rubber Company, Ltd.

Heathhall Factory
Heathhall
Dumfries DC1 1QA
Scotland
Tel: 44-38753111
Fax: 44-38768937

Gates GmbH

Postfach 1428
D-52015 Aachen 2
Federal Republic of Germany
Tel: 49-24151080
Fax: 49-2415108249

Gates Vulca, S.A.

Avinguda de la Riera, 3-5
Apartado de Correos 7
08960 Sant Just Desvern
Barcelona, Spain
Tel: 34-34733050
Fax: 34-34734021

The Gates Rubber Company Latin America Operations Gates InterAmerica

3609 North 29th Ave
Hollywood, Florida 33020 U.S.A.
Tel: (954) 926-4568
Fax: (954) 926-8024

Gates Argentina

Irala 345 (1163)
Buenos Aires,
Argentina
Tel: 54-1-307-5050
Fax: 54-1-307-3907

Gates do Brasil Ind. & Com. Ltda.

Rua Cesario Alvim. 624
03054-900
Sao Paulo, SP
Tel: 55-11-291-8822
Fax: 55-11-291-1711

Gates Nitta Asia Pacific Co.

No. 4-26, 4 Chome
Sakaguragawa, Naniwa-Ku
Osaka-Shi 556-0022
Japan
Tel: 81-66-563-1266
Fax: 81-66-563-1267

Gates Korea, Co. Ltd.

29-195 Bonri-Ri
Nongong-Myon, Dalsung-Gun
Taegu Metropolitan City
Korea
Tel: 82-53-610-6100
Fax: 82-53-615-4987

Gates Hong Kong

The Gates Rubber Company
Flat D, 7/F World Trust Tower
50 Stanley Street
Central
Hong Kong
Tel: 852-2525-1306
Fax: 852-2810-4289

Gates Rubber Co. (S) Pte Ltd.

No. 1 Changi South Street 3
Singapore 486477
Tel: 65-545-3800
Fax: 65-545-5322

Gates India

Gates (India) Pvt. Ltd.
Ambala Chandigarh Highway
Village Sarsani, Lalru
District of Patiala-140501
Punjab, India
Tel: 91-171-79050
Fax: 91-171-79151

Gates Australia Pty. Ltd.

1-15 Hydrite Close
Dandenong South, Victoria 3175
Australia
Tel: 61-3-9797-9666
Fax: 61-3-9797-9600

Gates New South Wales

The Gates Rubber Co. (NSW) P/L
14 Norfolk Ave, South Nowra NSW
Australia 2541
Tel: 61-2-4428-5100
Fax: 61-2-4423-0018

Gates New Zealand & Pacific Islands

The Gates Rubber Company
Building 4,
106 Bush Rd.
Albany
Auckland, New Zealand
Tel: 64-9-415-4474
Fax: 64-9-415-4484

Gates Greater China

The Gates Rubber Company
Unit 210, Estoril House
No. 2 Jiang Tai Lu
Chao Yang District
Beijing 100016
PR China
Tel: 86-10-6437-9226
Fax: 86-10-6437-9228

Gates Group (Shanghai) Co., Ltd.

23rd Floor, HSBC Tower
101 Yin Cheng East Road
Pudong New Area, Shanghai 200120
PR China
Tel: 86-21-5066-3222
Fax: 86-21-6841-0318

Gates Nitta Belt Company (Suzhou) Limited

No. 15 Hai Tang Street
China-Singapore Suzhou
Industrial Park
Suzhou 215021
PR China
Tel: 86-512-761-9633
Fax: 86-512-761-7184

Unitta Co. Ltd.

172 Ikezawa - Cho
Yamatokoriyama
Nara, 639-11
Japan
Tel: 81-743-561-361
Fax: 81-743-561-840

GNAPCO Pte. Ltd.

Chia Hsin Building 10FL
Room 1005
96 Chung Shan North Road
Section 2, Taipei
Tel: 886-2-2581-6296
Fax: 886-2-2563-4900

Additional Worldwide Sales Offices

Langenfeld, Germany
Louvres, France
Lyon, France
Milano, Italy